

VOLUME 3 - EDITION 4

# **A** *ARCHITECTURAL*

**MOULDING & MILLWORKS INC.**

**DIRECTIONS**

**FROM I-95**

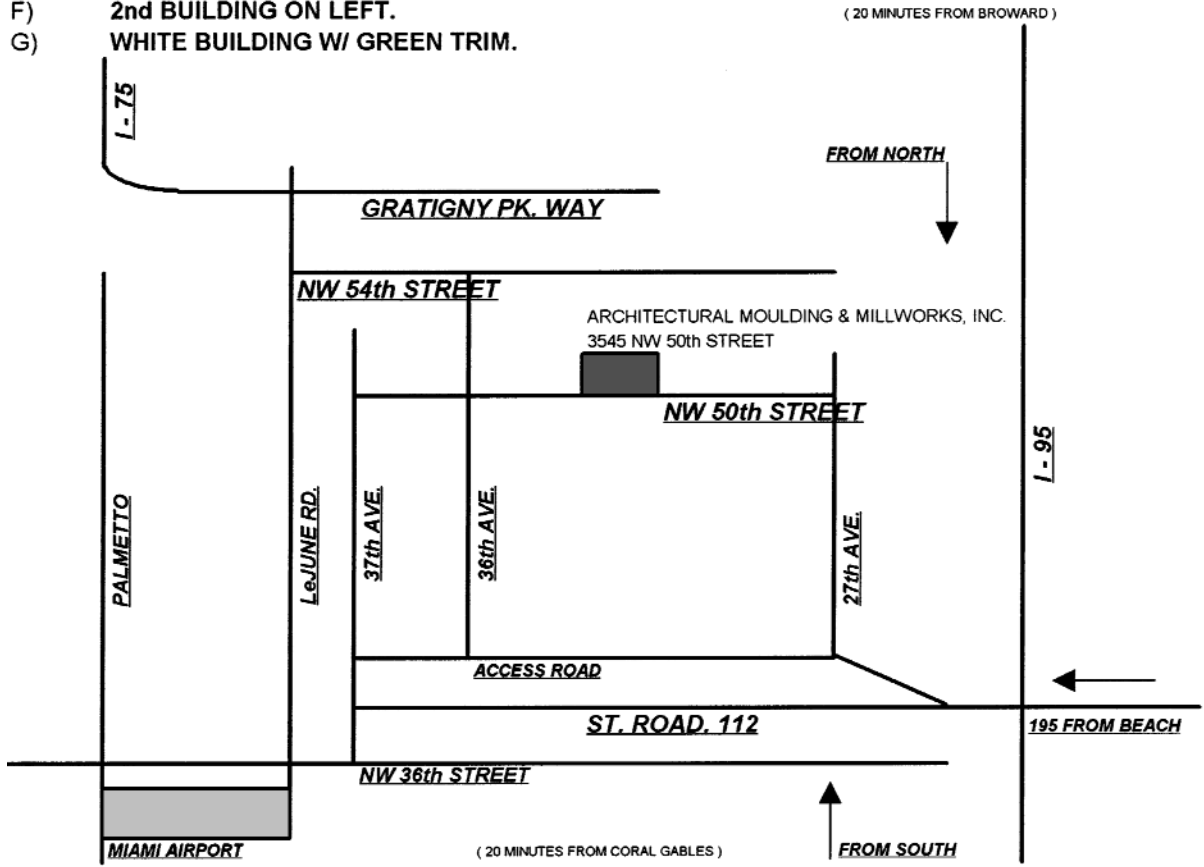
- A) TAKE I-95 TO EXIT NUMBER 7 ( STATE ROAD 112).
- B) HEAD WEST TO 27th AVE. EXIT ( 3 EXITS ).
- C) EXIT 27th AVE.; AND PROCEED WEST TO 36th AVE.
- D) 36th AVE. MAKE RIGHT ( NORTH ) AND CONTINUE TO 50th STREET.
- E) 50th STREET MAKE RIGHT, 2ND BUILDING LEFT SIDE.
- F) WHITE BUILDING W/ GREEN TRIM.

**FROM I-75**

- A) I-75 SOUTH TO GRATIGNY ( EAST ).
- B) PROCEED THRU TOLL TO LEJUNE.
- C) EXIT LEJUNE ( SOUTH ) TO 54th STREET.
- D) 54th STREET ( HIALEAH DR. ) TURN LEFT ( EAST ) TO 36th AVE.
- E) 36th AVE. TURN RIGHT ( AT RYDER TRUCK )( SOUTH ) TO 50th STREET.
- F) 50th STREET TURN LEFT ( EAST ).
- G) 50th STREET MAKE LEFT, 2ND BUILDING LEFT SIDE.
- H) WHITE BUILDING W/ GREEN TRIM.

**FROM PALMETTO**

- A) PALMETTO TO NW 36th STREET ( EAST ).
- B) 36th STREET EAST TO 37th AVE.
- C) TURN LEFT ( NORTH ) ON 37th AVE. TO 50th STREET.
- D) TURN RIGHT ( EAST ) ON 50th.
- E) AFTER 1st STOP SIGN, PROCEED THRU.
- F) 2nd BUILDING ON LEFT.
- G) WHITE BUILDING W/ GREEN TRIM.



**TYPICAL LUMBER AVAILABLE  
HARDWOOD & SOFTWOOD  
FOR YOUR WOOD PRODUCTS**

## AVAILABLE DOMESTIC HARDWOODS

### **AFRORMOSIA**

AFRORMOSIA REFERRED TO AS AFRICAN TEAK; COLOR IS YELLOW TO A WARM BROWN AND IS WELL SUITED FOR EXTERIOR APPLICATIONS AND IS AN EXCELLENT TEAK SUBSTITUTE.

### **ALDER, RED**

OFTEN TERMED WEST COAST CHERRY; AVAILABLE IN SUPERIOR GRADE.

### **ASH, WHITE**

NOTED AS AN ECONOMICAL STAIN GRADE AND, FOR ITS STABILITY, LESS SUBJECT TO TWIST, CUP AND DIMENSIONAL CHANGE.

### **ASPEN**

### **BASSWOOD, APPALACHIAN**

EXCELLENT CHOICE IF THE MOULDINGS HAVE A VERY INTRICATE PROFILE, MOULDINGS MAINTAIN A CRISP SHAPE AFTER MACHINING.

### **BASSWOOD, SOUTHERN**

SAME AS ABOVE BUT; DARKER IN COLOR; AND THE AVERAGE BOARDS ARE WIDER AND LONGER.

### **BEECH, NORTHERN**

MACHINES CLEANLY AND IS EXCELLENT RESISTANCE TO WEAR; IS AN EXCELLENT SUBSTITUTE FOR BIRCH AND MAPLE.

### **BIRCH, YELLOW**

AVAILABLE IN NATURAL, SELECT RED, SELECT WHITE. CONTINUES TO BE ONE OF THE PROMINENT WOOD SPECIES USED FOR ARCHITECTURAL WOODWORK.

### **BUTTERNUT**

### **CHERRY, APPALACHIAN**

AMERICAN CHERRY IS AN ALL AROUND FAVORITE DUE TO IT'S COLOR AND GRAINING.

### **CHERRY, SOUTHERN**

SOUTHERN CHERRY IS GENERALLY BROWNER AND THE GRAIN TENDS TO BE COARSER.

### **CHESTNUT, WORMY**

### **ELM, RED**

### **GUM, RED**

### **HICKORY, NORTHERN**

A NHLA LUMBER INSPECTOR WILL NOT MAKE A DISTINCTION IN SPECIES BETWEEN HICKORY AND PECAN. HICKORY LEADS IN ALL OTHER DOMESTIC HARDWOODS IN HARDNESS.

### **HOLLY**

### **MAPLE, HARD**

HARD MAPLE IS KNOWN FOR IT'S HARDNESS AND IS A FAVORITE IN THE LUMBER INDUSTRIES.

### **MAPLE, SELECT WHITE**

THE TERM "WHITE" MAPLE MEANS THE LUMBER HAS BEEN SELECTED FROM THE PIECES CONTAINING THE DARK HEARTWOOD.

### **MAPLE, SOFT**

SOFT MAPLE HAS MANY OF THE GENERAL CHARACTERISTICS AS HARD MAPLE, BUT NOT AS HARD OR STRONG.

### **OAK, RED APPALACHIAN**

ITS MODERATE COST, STRENGTH, WEARABILITY, AND APPEALING GRAIN CHARACTERISTICS MAKE ITS USE WIDESPREAD.

### **OAK, WHITE**

WHITE OAK, LIKE RED OAK IS HARD AND STRONG, PLUS IT'S HEART WOOD HAS GOOD WEATHERABILITY.

### **PECAN**

SEE HICKORY

### **POPLAR, YELLOW**

POPLAR IS FREE FROM RESIN, FAIRLY STABLE, IS A MODERATELY PRICED HARDWOOD THAT IS WELL ADAPTED TO GENERAL INTERIOR WOODWORKING, AND MAY BE STAINED TO SIMULATE MORE EXPENSIVE HARDWOODS.

**AVAILABLE  
DOMESTIC HARDWOODS**

**POPLAR, YELLOW**

POPLAR IS FREE FROM RESIN, FAIRLY STABLE, IS A MODERATELY PRICED HARDWOOD THAT IS WELL ADAPTED TO GENERAL INTERIOR WOODWORKING, AND MAY BE STAINED TO SIMULATE MORE EXPENSIVE HARDWOODS.

**SASSAFRAS**

**SYCAMORE**

**WALNUT, AMERICAN BLACK**

WALNUT IS A VERY STABLE WOOD, AND IS THE MOST RESPECTED HARDWOOD BACK TO THE 16TH CENTURY.

**WILLOW**

**CEDAR, AROMATIC RED**

ALL AROMATIC CEDAR IS KNOTTY AND THE MORE NUMEROUS THE KNOTS AND HEARTWOOD THE MORE PLEASING ODOR WILL BE PRODUCED.

**CEDAR, SPANISH**

SPANISH CEDAR IS GREAT FOR FURNITURE AND EXCELLENT CHOICE FOR EXTERIOR APPLICATION.

**CEDAR, WESTERN RED**

TYPICAL KNOTTY CEDAR WORKS WELL WITH ALL GRADE SIDINGS.

**CYPRESS, YELLOW**

CYPRESS HAS A STRONG BOLD GRAIN LIKE MOST SOFTWOODS AND NEEDS PRESERVATIVE TREATMENT IF USED ON THE EXTERIOR.

**FIR, DOUGLAS**

MOSTLY USED FOR STRUCTURAL PRODUCTS, SOME OF ITS UPPER GRADES ARE USED FOR SPECIALIZED WOODWORK.

**HEMLOCK**

**PINE, PONDEROSA**

MODERATELY PRICED PINE, AND HAS A MODERATE NATURAL DECAY RESISTANCE, BUT SHOULD BE TREATED IF USED ON THE EXTERIOR.

**PINE, SUGAR**

**PINE, EASTERN WHITE**

SOFT, AND LIGHT IN COLOR, EASILY MACHINED AND GLUES WELL.

**PINE, SOUTHERN YELLOW**

MODERATELY HARD, GRAINS SHOW WELL USED IN ALL APPLICATIONS FROM FRAMING TO CASINGS.

**REDWOOD**

REDWOOD IS IDEALLY SUITED FOR EXTERIOR APPLICATIONS.

**SPRUCE, SITKA**

**AVAILABLE  
IMPORTED HARDWOODS**

**BALSA**

**BOCOTE**

**BUBINGA**

TERMED "AFRICAN ROSEWOOD" AND SOMEWHAT RESEMBLES ROSEWOOD BUT IS FINER IN TEXTURE;  
MACHINES SIMILAR TO HARD MAPLE.

**COCOBOLO**

**EBONY, GABOON**

**ENGLISH BROWN OAK**

CONSIDERED ONE OF THE FINEST WOODS USED TODAY, TENDS TO WARP, TWIST AND TEAR.

**GONCOLO ALVES**

**IPE**

VERY HARD AND STABLE, EXCELLENT QUALITIES FOR EXTERIOR USES.

**IMBUIA**

FINE TEXTURED, MODERATELY HARD; USED IN FINE FURNISHINGS AND FLOORING.

**JATOBA**

BETTER KNOWN AS BRAZILLIAN CHERRY; VERY HARD AND DURABLE; EXCELLENT CHOICE FOR FLOORING.

**LACEWOOD, QUARTERSAWN**

**MAHOGANY, AFRICAN**

AFRICAN MAHOGANY IS A TRUE TROPICAL MAHOGANY, JUST AS GENUINE MAHOGANY. BOTH SPECIES ARE FROM THE  
SAME BOTANICAL FAMILY. BOTH ARE TRUE MAHOGANIES, BUT AFRICAN IS LESS EXPENSIVE.

**MAHOGANY, GENUINE**

USED WIDELY FOR FURNITURE AND HAS A BEAUTIFUL GRAIN PATTERN AND IS EXCELLENT WOOD FOR ANY EXTERIOR  
WOOD REQUIREMENT.

**MAHOGANY, PHILIPPINE, LUAN; PHILIPPINE MERANTI**

**OBEECHE, AFRICAN**

SOFT TEXTURED, EASY TO WORK WITH AND GLUES WELL.

**PADAUK**

TRULY ONE OF THE MOST BEAUTIFUL WOODS IN THE WORLD.

**PURPLEHEART**

**ROSEWOOD, BOLIVIAN**

**ROSEWOOD, HONDURAN**

**ROSEWOOD, INDIAN**

**TEAK**

TEAK IS ONE OF THE MOST VERSATILE AND VALUABLE WOODS AVAILABLE, ALSO HAS UNIQUE STABILITY AND WEATHERING  
PROPERTIES, MAKING IT IDEAL FOR EXTERIOR APLICATIONS.

**TULIPWOOD**


**WENGE**

USED FOR FINE FURNITURE, AND AS A PREMIER FLOORING MATERIAL.


**ZEBRAWOOD**

HAS PRONOUNCED STRIPES OF STRAW AND DARK BROWN COLORS AND HAS A COARSE TEXTURE; USED FOR FINE FURNITURE.


**B  
A  
S  
E**









**AMM - 1BA**  
5/8" x 3" to 7"




**AMM - 2BA**  
1/2" x 3" to 6"




**AMM - 3BA**  
5/8" x 3" to 8"



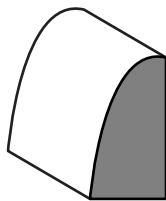
**AMM - 4BA**  
3/4" x 3" to 8"




**AMM - 5BA**  
3/4" x 3" to 8"




**AMM - 6BA**  
5/8" x 3" to 4"




**AMM - 7BA**  
3/8" x 3/4"



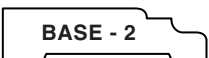
**AMM - 8BA**  
13/16" x 3" to 8"




**AMM - 9BA**  
3/4" x 5-3/8"




**AMM - 10BA**  
3/4" x 7"



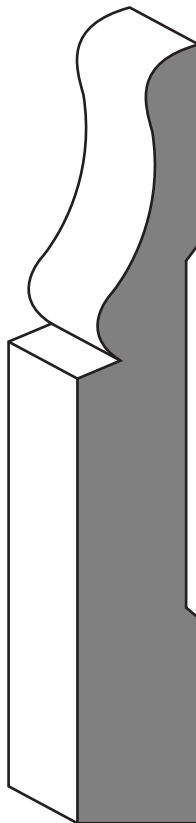
BASE - 2




**AMM - 11BA**  
3/4" x 6"




**AMM - 12BA**  
3/4" x 4-1/2"




**AMM - 13BA**  
5/8" x 3" to 6"



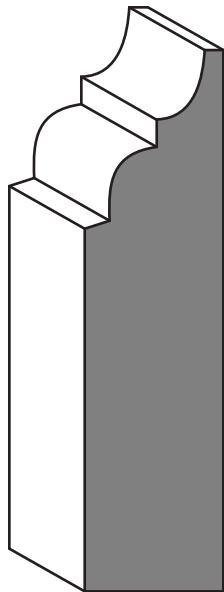
**AMM - 14BA**  
11/16" x 3-1/2" to 8"




**AMM - 15BA**  
9/16" x 3" to 8"




**AMM - 16BA**  
3/4" x 3" to 7-1/2"




**AMM - 17BA**  
3/4" x 2-3/4"



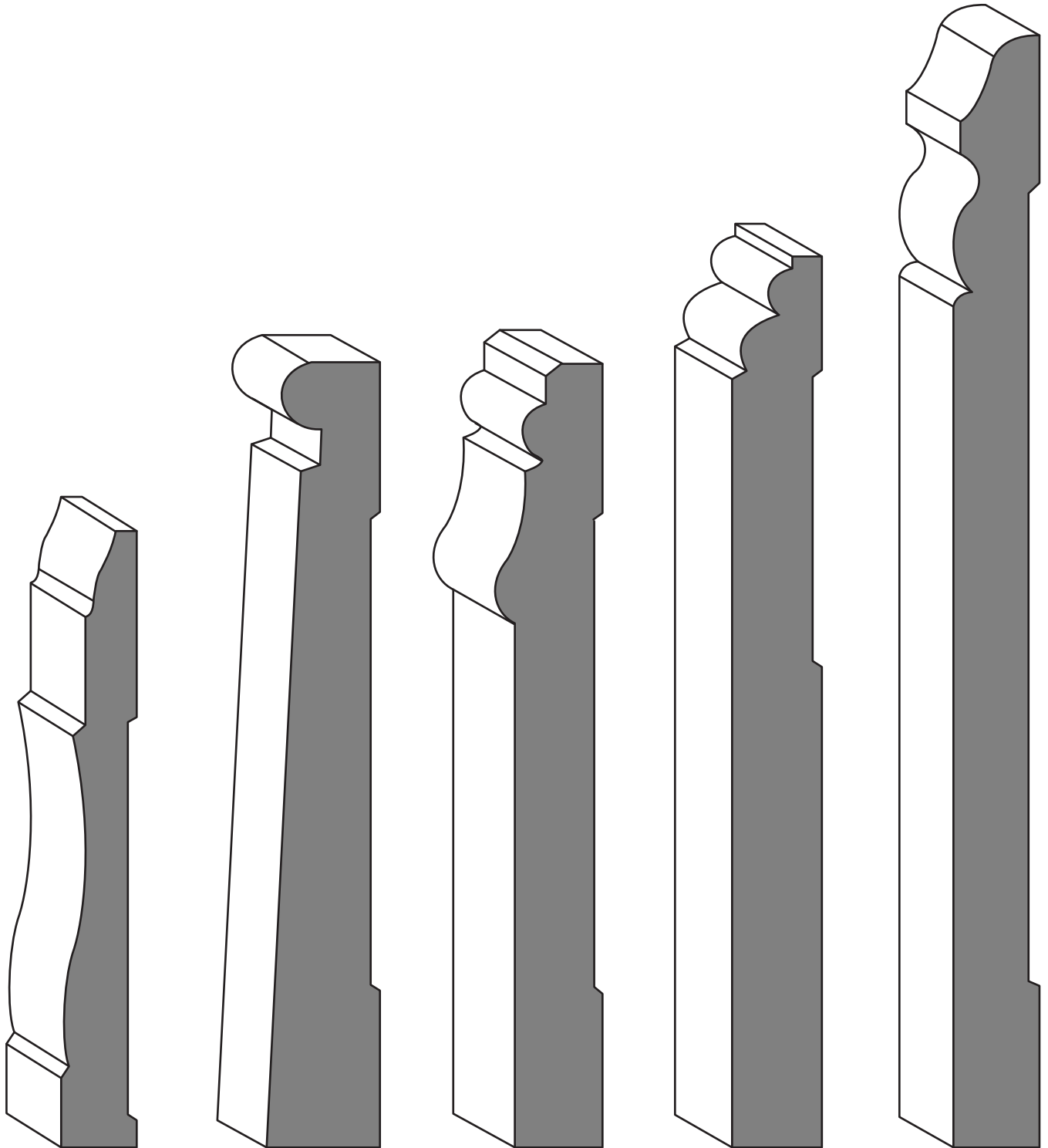
**AMM - 18BA**  
3/4" x 3" to 8"



**AMM - 19BA**  
5/8" x 3" to 8"



**AMM - 20BA**  
3/4" x 3" to 7-1/2"



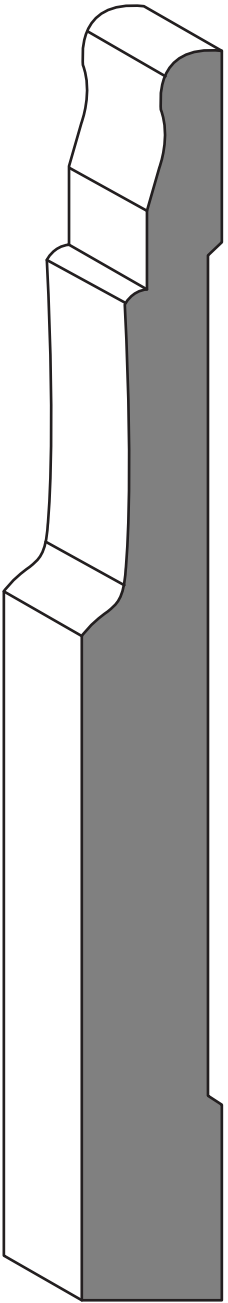
**AMM - 21BA**  
1/2" x 4" to 5-1/8"

**AMM - 22BA**  
3/4" x 4" to 5-1/4"

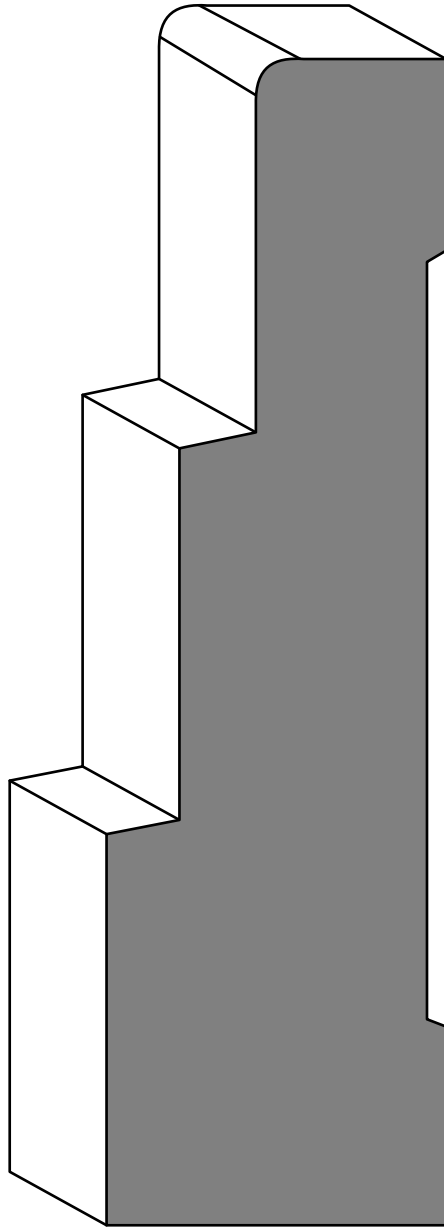
**AMM - 23BA**  
3/4" x 3" to 5-1/4"

**AMM - 24BA**  
5/8" x 3-1/2" to 7"

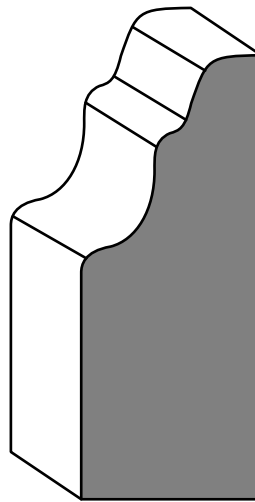
**AMM - 25BA**  
9/16" x 3" to 8"




**AMM - 26BA**  
3/4" x 3-1/2" to 7-1/2"



**AMM - 27BA**  
1-3/4" x 6"



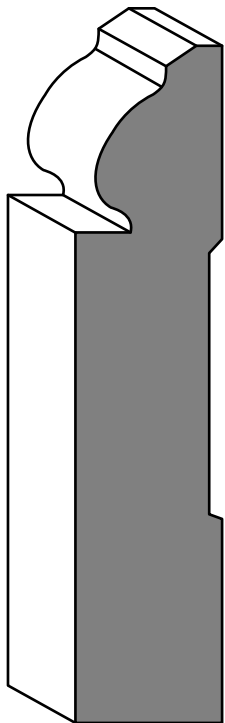
**AMM - 28BA**  
15/16" x 2-1/4"



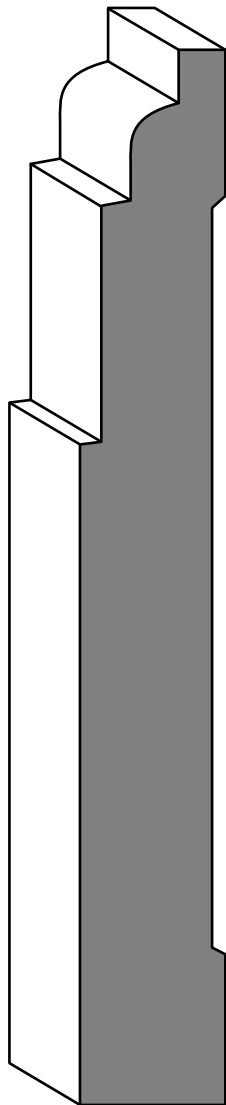
**AMM - 29BA**  
5/8" x 3-1/2" to 8"




BASE - 6




**AMM - 30BA**  
3/4" x 3-1/2" to 8"




**AMM - 31BA**  
3/4" x 3-1/2" to 7"



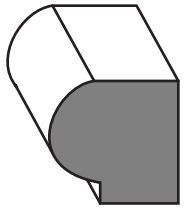
**AMM - 32BA**  
9/16" x 4-3/4"



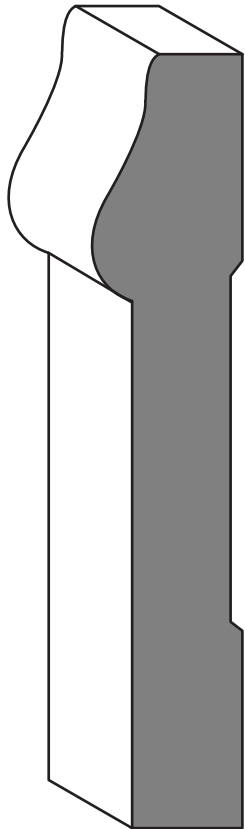
**AMM - 33BA**  
5/8" x 3-1/2" to 7"




**AMM - 34BA**  
11/16" x 3" to 7-1/2"




**AMM - 36BA CAP**  
5/8" x 5/8"



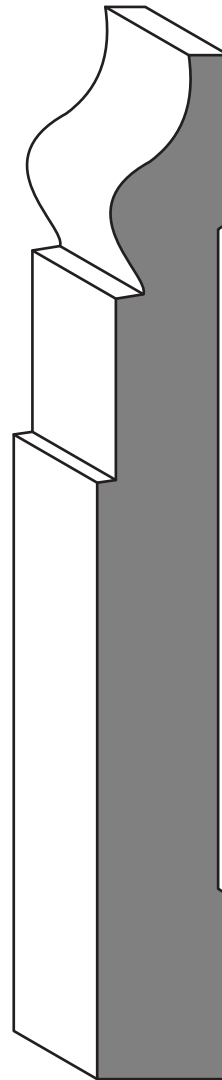
**AMM - 35BA**  
3/4" x 3-1/2" to 7-1/2"




**AMM - 37BA**  
3/4" x 3-1/2" to 8"



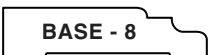
**AMM - 38BA**  
3/4" x 3-1/2" to 8"



**AMM - 39BA**  
3/4" x 3-1/2" to 8"

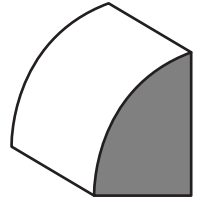


**AMM - 40BA**  
5/8" x 3-1/2" to 8"




**BASE - 8**

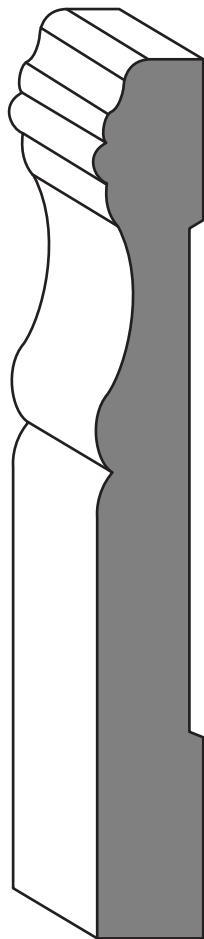





**AMM - 46BA**  
1/2" x 3/4"




**AMM - 41BA**  
11/16" x 3-1/2" to 8"




**AMM - 42BA**  
9/16" x 4-1/2"




**AMM - 43BA**  
5/8" x 3-1/2"




**AMM - 44BA**  
3/4" x 3-1/2" to 8"




**AMM - 45BA**  
3/4" x 3-1/2" to 8"




**AMM - 47BA**  
3/4" x 3" to 8"



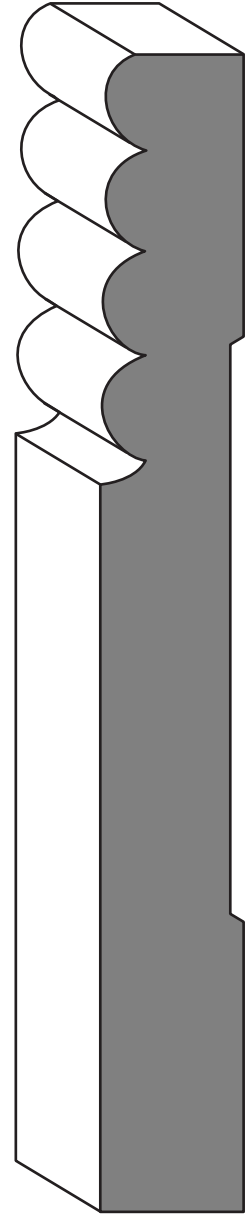
**AMM - 48BA**  
5/8" x 3" to 8"



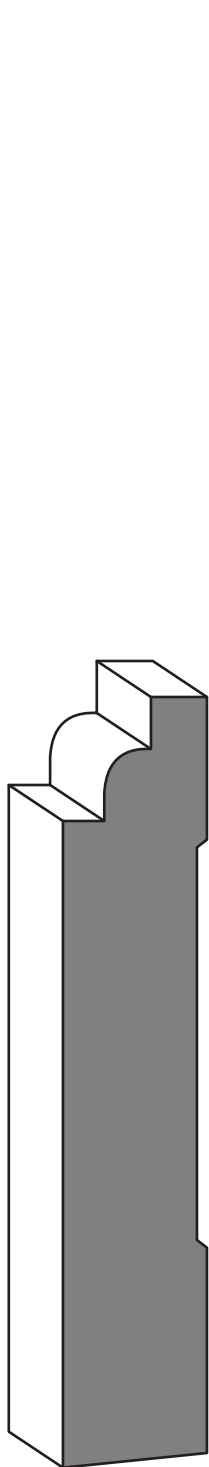
**AMM - 49BA**  
3/4" x 4" to 8"



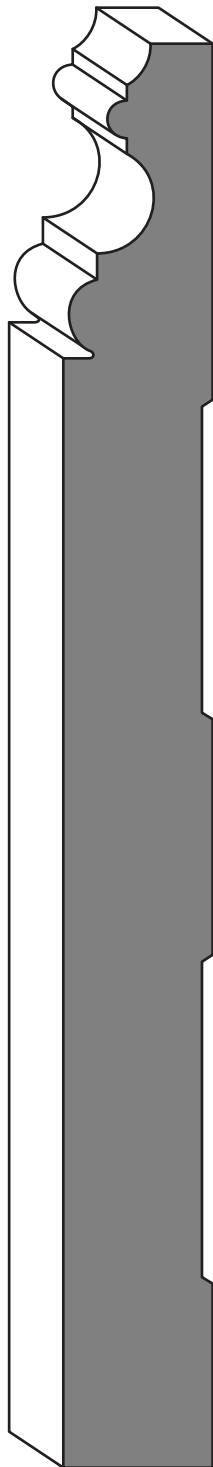
**AMM - 50BA**  
5/8" x 3-1/2" to 8"



**AMM - 51BA**  
3/4" x 4" to 8"



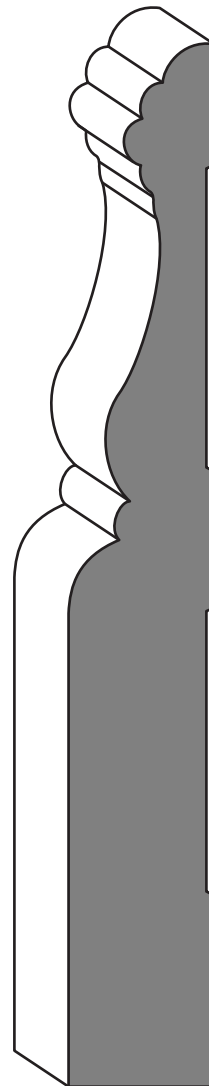
**AMM - 52BA**  
3/4" x 3-1/2" to 8"




**AMM - 53BA**  
3/4" x 3-1/2" to 8"



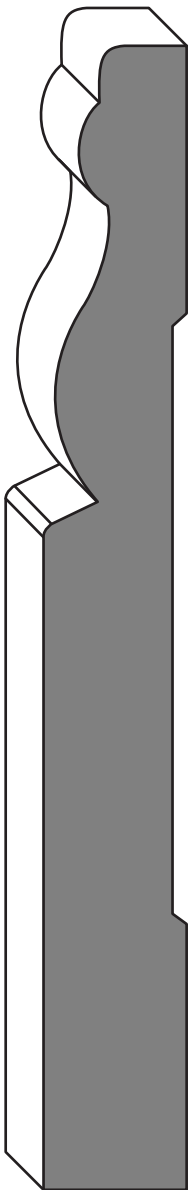
**AMM - 54BA**  
3/4" x 5-1/2"



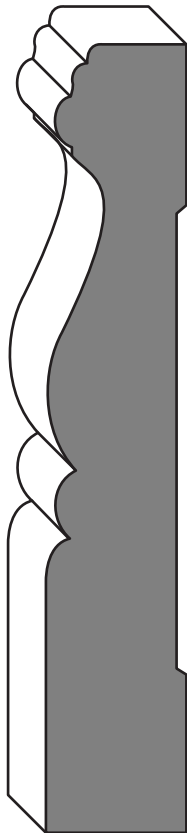
**AMM - 55BA**  
3/4" x 5-1/2"



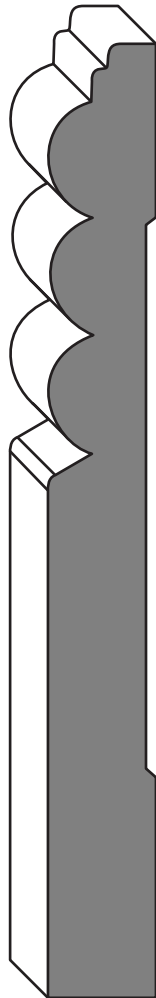
**AMM - 56BA**  
11/16" x 3" to 8"




**AMM - 57BA**  
3/4" x 4" to 6"




**AMM - 58BA**  
3/4" x 4-1/8"




**AMM - 59BA**  
9/16" x 3-1/2" to 5"




**AMM - 60BA**  
3/4" x 3-1/2" to 8"




**AMM - 61BA**  
7/8" x 4" to 5-1/2"



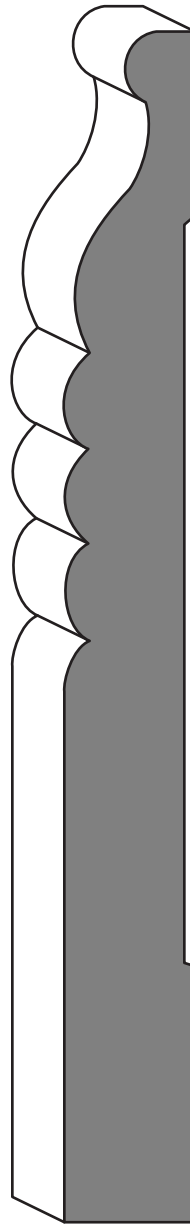
**AMM - 62BA**  
3/4" x 3-1/2" to 6"




**AMM - 63BA**  
5/8" x 3" to 5"



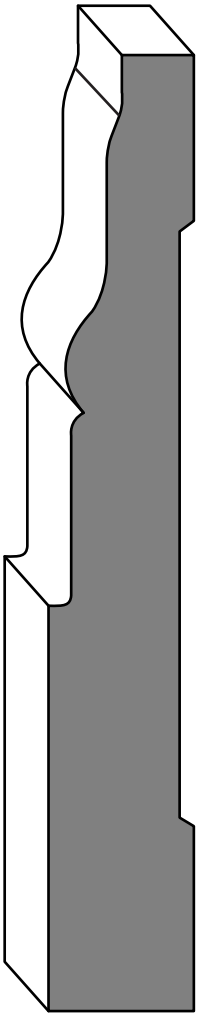
**AMM - 64BA**  
3/4" x 3-1/2" to 5"



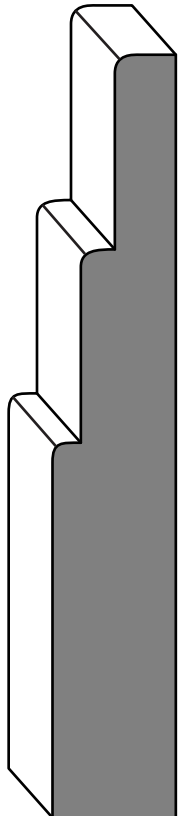
**AMM - 65BA**  
11/16" x 4" to 6-1/4"




**AMM - 66BA**  
3/4" x 3" to 5-1/2"



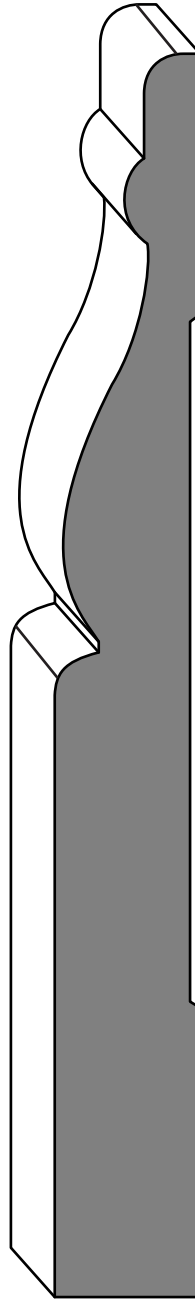
**AMM - 67BA**  
3/4" x 3-1/2" to 5"




**AMM - 68BA**  
5/8" x 3" to 6"




**AMM - 69BA**  
5/8" x 3" to 6"




**AMM - 70BA**  
3/4" x 4" to 6-1/2"



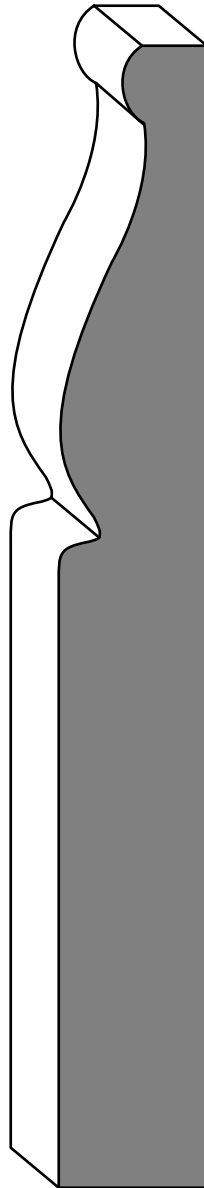
**AMM - 71BA**  
13/16" x 3" to 5-1/2"




**AMM - 72BA**  
3/4" x 3" to 8-1/2"




**AMM - 73BA**  
3/4" x 3" to 8"





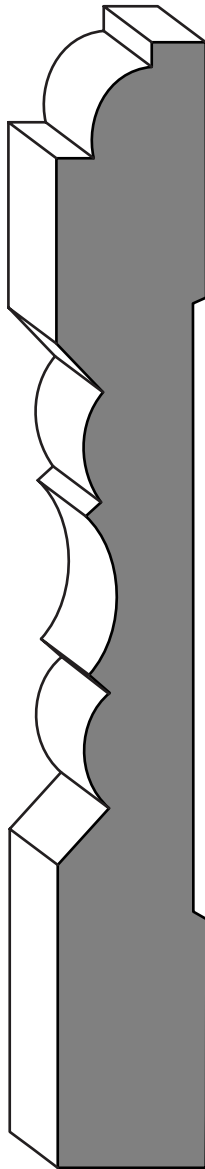


**AMM - 74BA**  
3/4" x 3-1/2" to 6"



**AMM - 75BA**  
11/16" x 2-1/2" to 8-1/2"



**AMM - 76BA**  
1" x 4" to 9"



**AMM - 77BA**  
3/4" x 3-1/2" to 8-1/2"

**AMM - 78BA**  
1/2" x 1-1/4" to 8-1/2"

**AMM - 79BA**  
3/4" x 4-3/4" to 6-1/2"

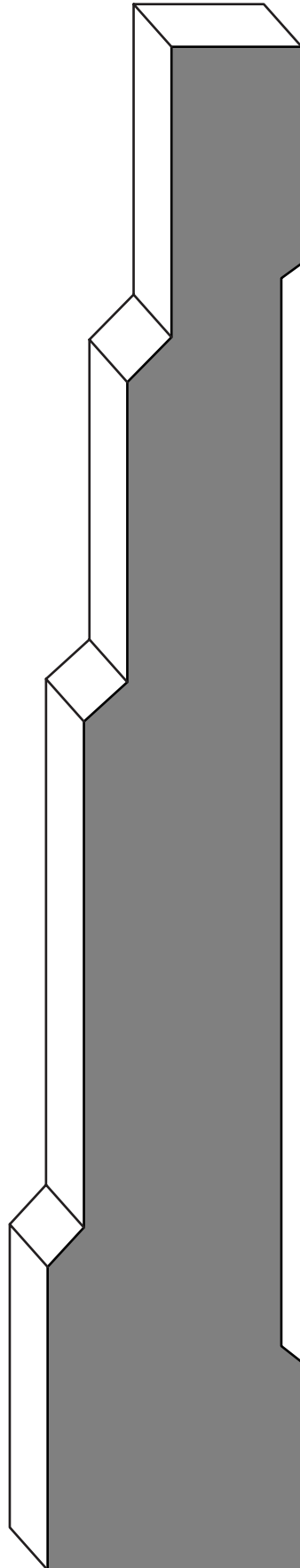
**AMM - 80BA**  
3/4" x 6" to 7-3/4"

**AMM - 81BA**  
3/4" x 4-1/2" to 7-1/2"







**AMM - 82BA**  
5/8" x 3-1/2" to 8-1/2"



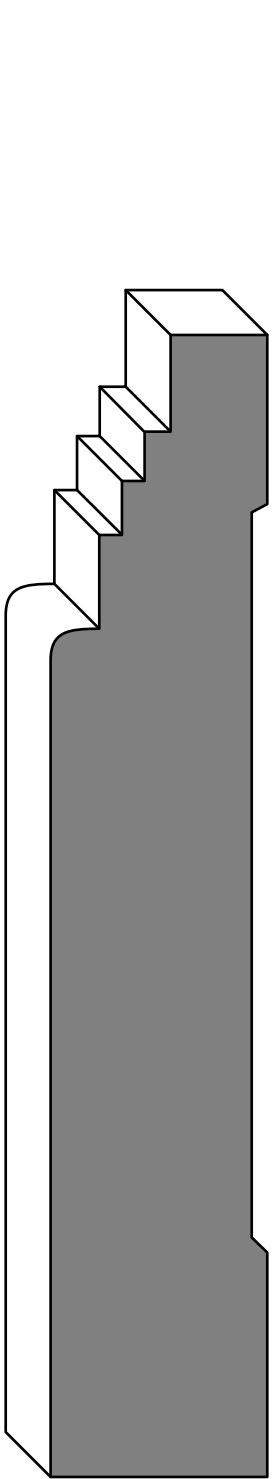
**AMM - 83BA**  
1-1/2" x 9"




**AMM - 84BA**  
13/16" x 3" to 9"




**AMM - 85BA**  
3/4" x 3" to 8"




**AMM - 86BA**  
1-1/8" x 3" to 6"




**AMM - 87BA**  
5/8" x 3" to 9"



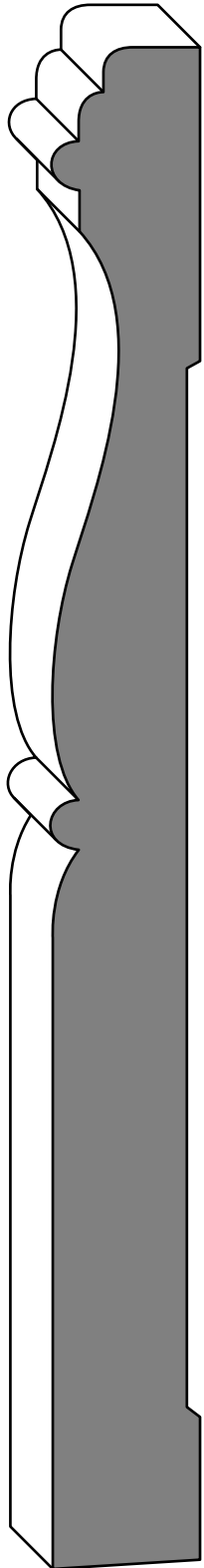
**AMM - 88BA**  
3/4" x 2-1/2" to 9"




**AMM - 89BA**  
3/4" x 2-1/2" to 9"




**AMM - 90BA**  
3/4" x 3" to 9"




**AMM - 91BA**  
3/4" x 5-1/2" to 8-1/2"




**AMM - 92BA**  
7/8" x 3" to 8-1/2"



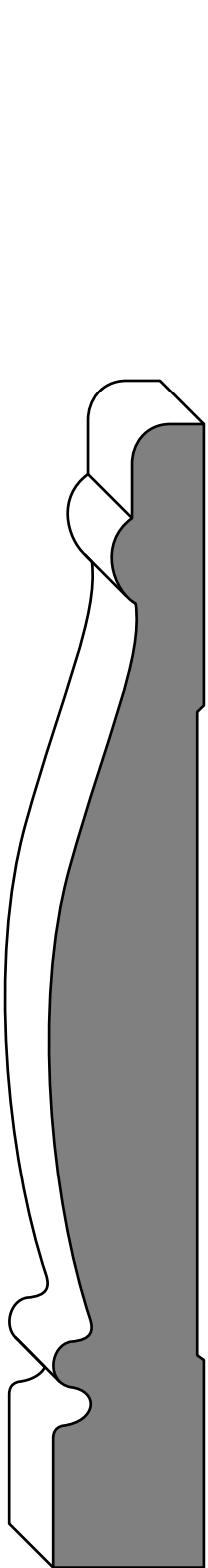
**AMM - 93BA**  
3/4" x 3" to 8"



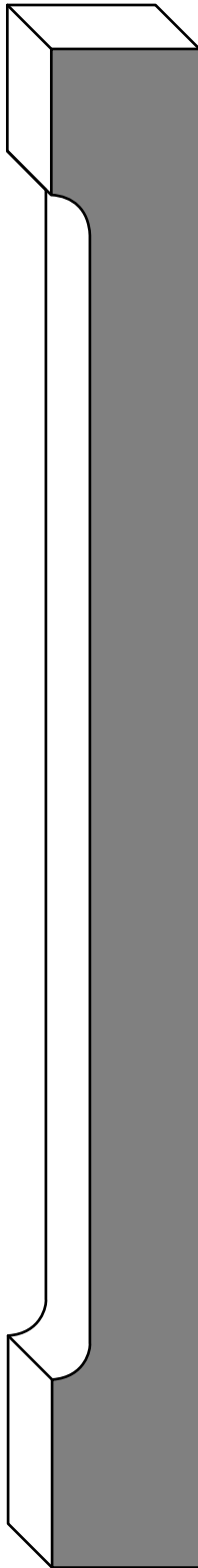
**AMM - 94BA**  
3/4" x 4" to 6"




**AMM - 95BA**  
5/8" x 4-1/8"



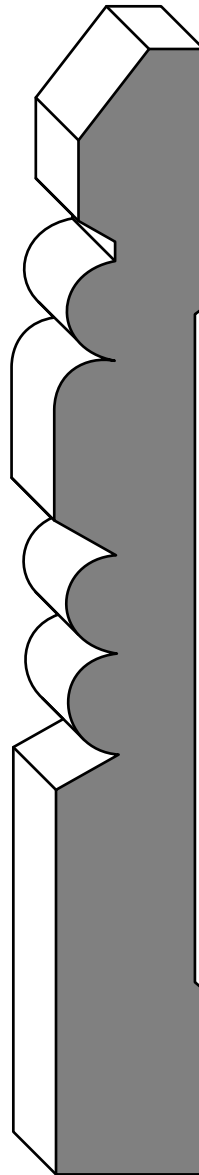
**AMM - 96BA**  
3/4" x 6"



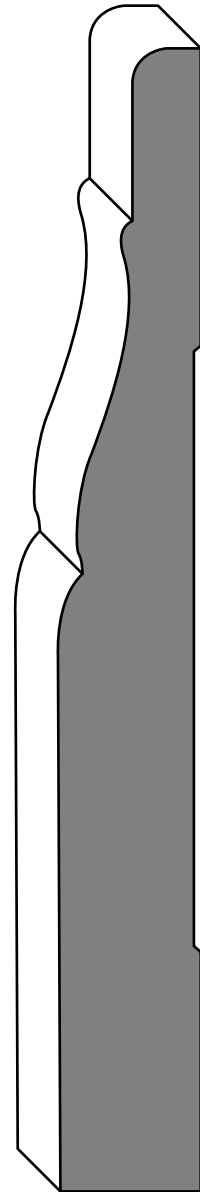
**AMM - 97BA**  
3/4" x 8"



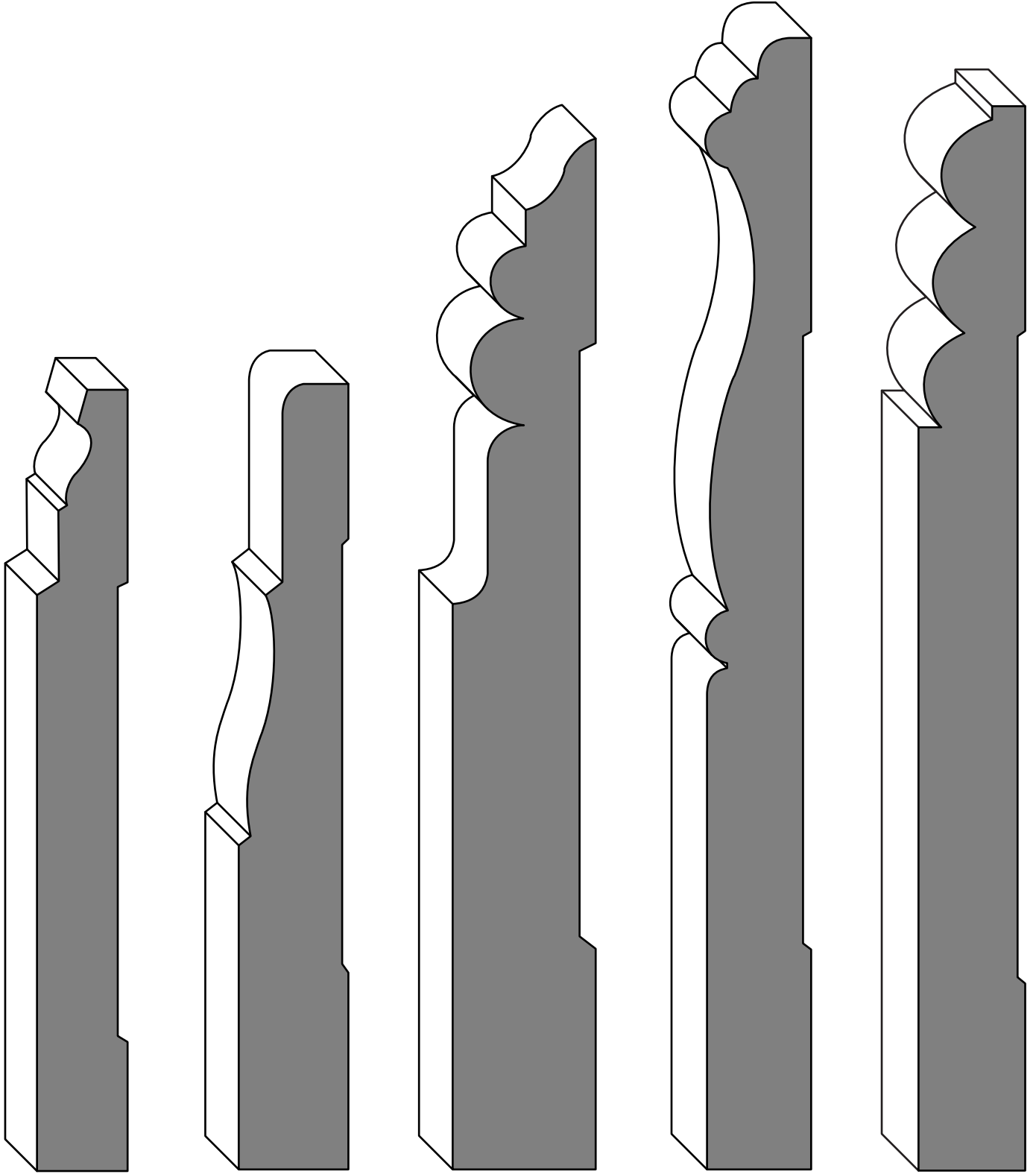
**AMM - 98BA**  
3/4" x 3-1/2" to 7"



**AMM - 99BA**  
3/4" x 5" to 7"



**AMM - 100BA**  
3/4" x 4" to 6"




**AMM - 101BA**  
5/8" x 2-1/2" to 5-1/2"

**AMM - 102BA**  
3/4" x 4" to 5-1/2"


**AMM - 103BA**  
1" x 7-1/4"

**AMM - 104BA**  
3/4" x 5-1/2" to 8"

**AMM - 106BA**  
3/4" x 3-1/2" to 9"



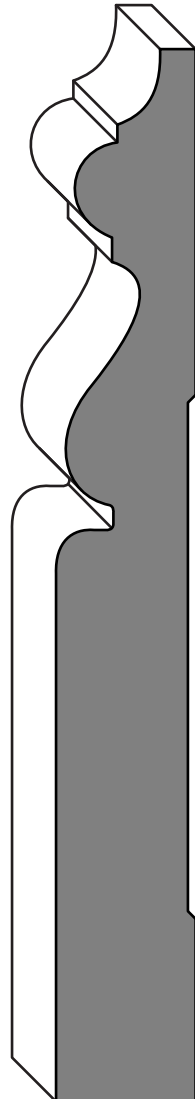
**AMM - 106BA**  
3/4" x 3-1/2" to 9"




**AMM - 107BA**  
3/4" x 3" to 8"




**AMM - 108BA**  
13/16" x 6" to 8"




**AMM - 109BA**  
23/32" x 5-1/2"




**AMM - 110BA**  
3/4" x 5" to 8-1/4"




**AMM - 111BA**  
5/8" x 2" to 8"




**AMM - 112BA**  
3/4" x 2-1/2" to 9"



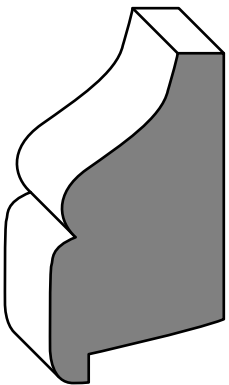
**AMM - 113BA**  
5/8" x 3-1/2" to 9"




**AMM - 114BA**  
3/4" x 3-1/2" to 8"




**AMM - 115BA**  
3/4" x 3" to 8"




**AMM - 116BA**  
7/8" x 1-3/4"




**AMM - 117BA**  
5/8" x 2-1/2" to 8"



**AMM - 118BA**  
3/4" x 2-1/2" to 8"

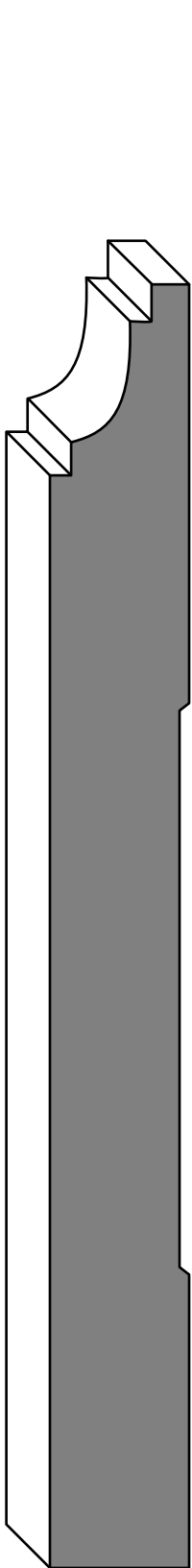


**AMM - 119BA**  
3/8" x 2" to 4-1/4"




**AMM - 120BA**  
3/4" x 2-1/2" to 8"







**AMM - 121BA**  
3/4" x 2-1/2" to 9"



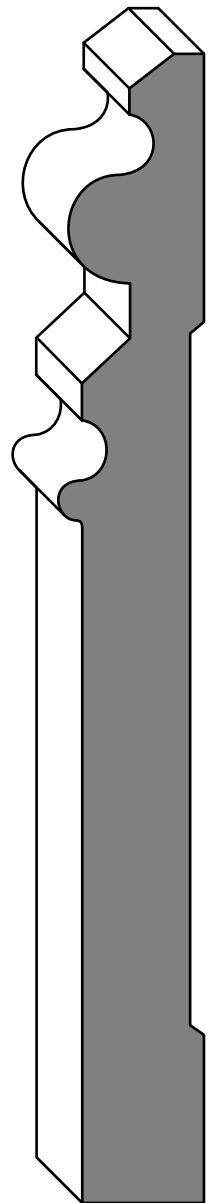
**AMM - 122BA**  
3/4" x 2-1/2" to 9"




**AMM - 123BA**  
3/4" x 2-1/2" to 9"




**AMM - 124BA**  
3/4" x 2-1/2" to 8"




**AMM - 125BA**  
3/4" x 3-1/2" to 8"



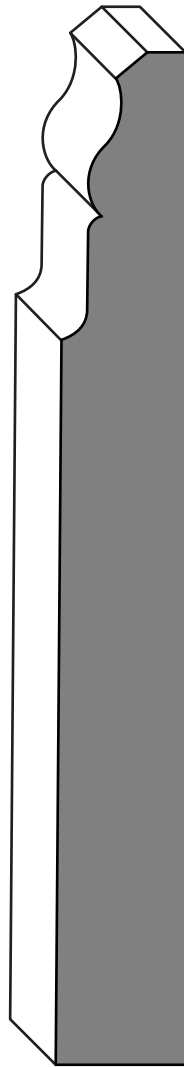
**AMM - 126BA**  
3/4" x 3" to 8"



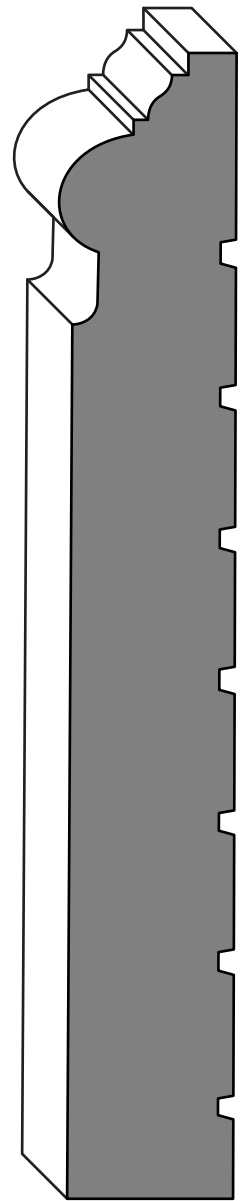
**AMM - 127BA**  
3/4" x 3-1/2" to 7-1/2"



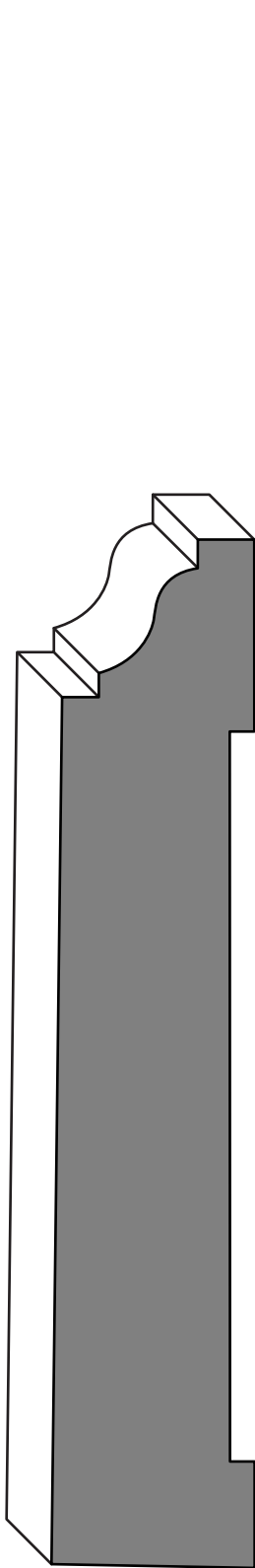
**AMM - 128BA**  
3/4" x 1-1/4" to 8"




**AMM - 129BA**  
5/8" x 3-1/2" to 8"



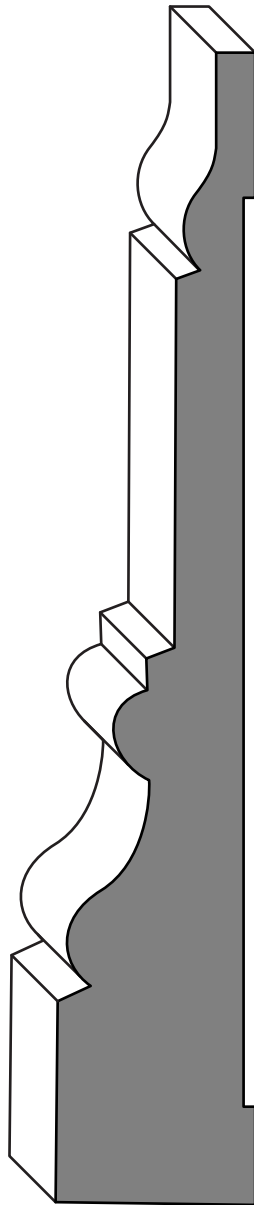
**AMM - 130BA**  
15/16" x 6"



**AMM - 131BA**  
1" x 3" to 8"



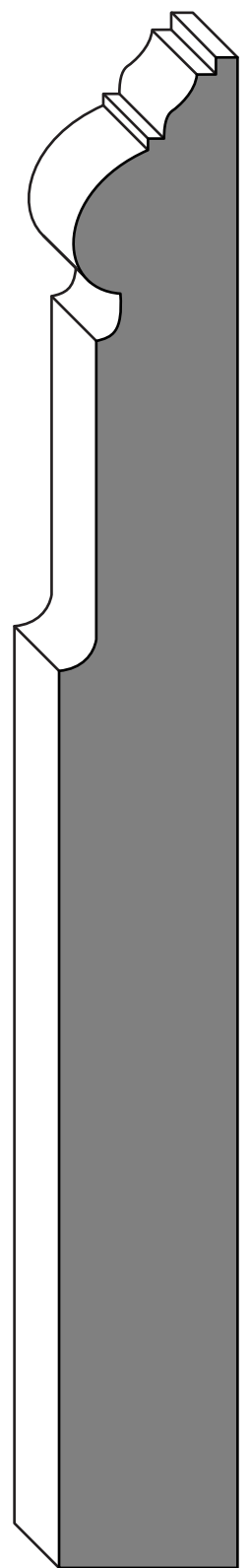
**AMM - 132BA**  
3/4" x 4" to 8"



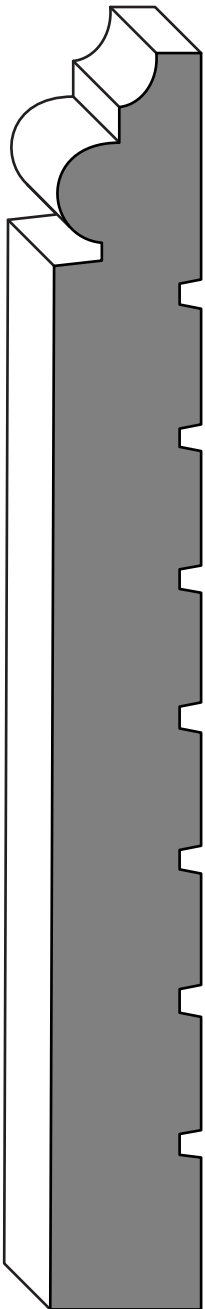
**AMM - 133BA**  
1" x 6"



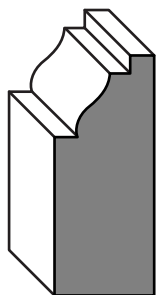
**AMM - 134BA**  
3/4" x 4"



**AMM - 135BA**  
15/16" x 4" to 8"




**AMM - 136BA**  
3/4" x 3" to 8"



**AMM - 137BA**  
1/2" x 1-1/4"

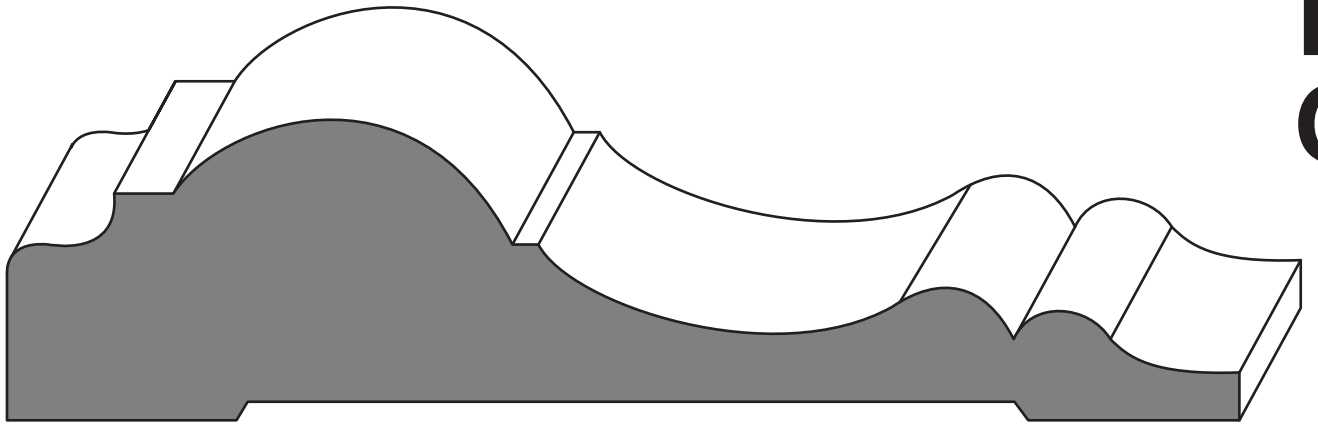


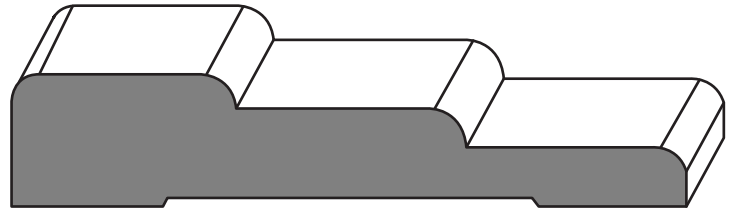
**AMM - 138BA**  
13/16" x 6" to 8"




**AMM - 139BA**  
3/4" x 3" to 8"

C  
A  
S  
I  
N  
G

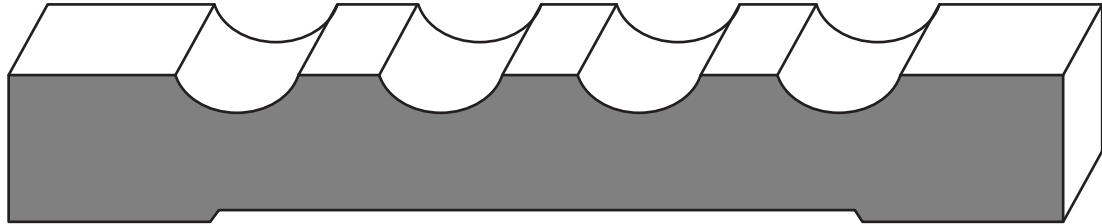




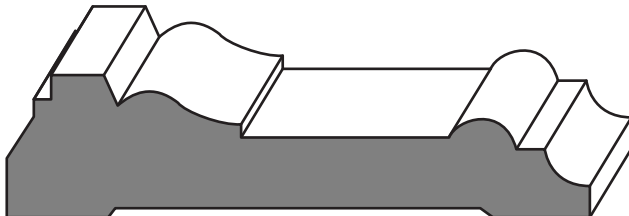
**AMM - 1CS**  
3/4" x 3-1/2"



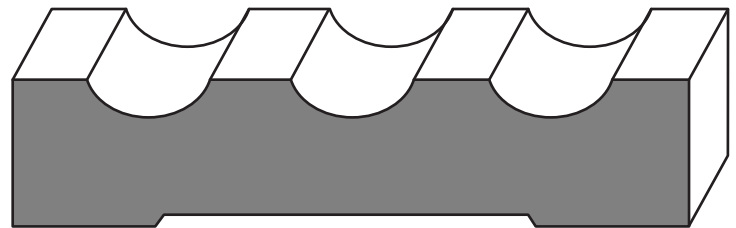
**AMM - 2CS**  
3/4" x 3-1/2"



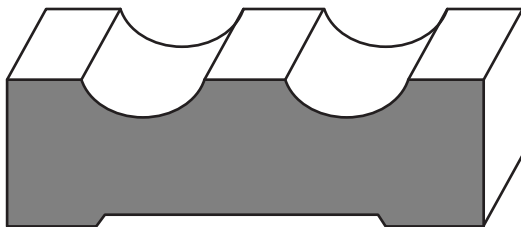
**AMM - 3CS**  
3/4" x 5-1/2"



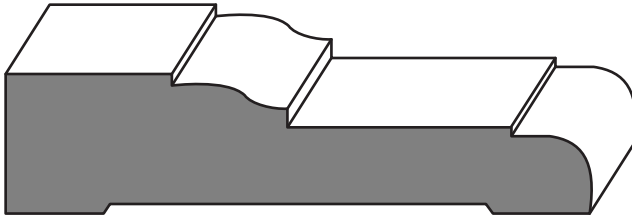
**AMM - 4CS**  
3/4" x 3"



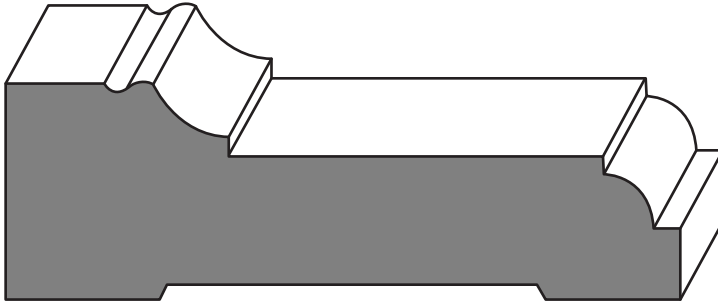
**AMM - 5CS**  
3/4" x 3-1/2"



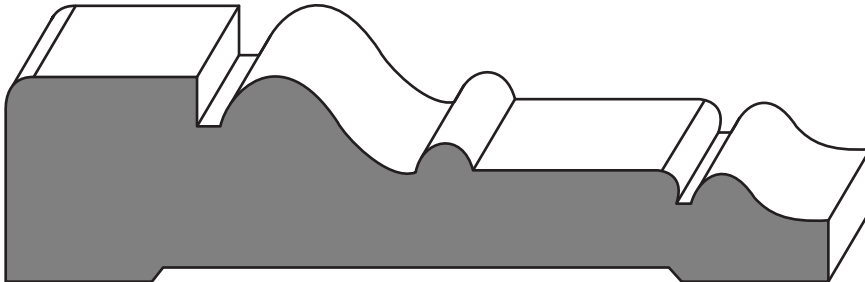
**AMM - 6CS**  
3/4" x 2-1/2"



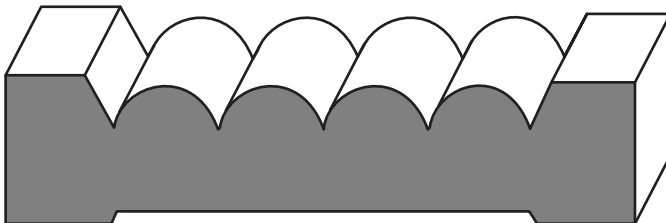
**AMM - 7CS**  
3/4" x 3"



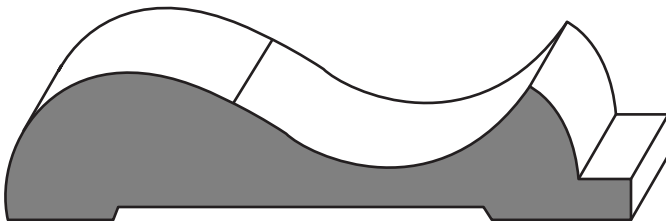
**AMM - 8CS**  
1-1/8" x 3-1/2"



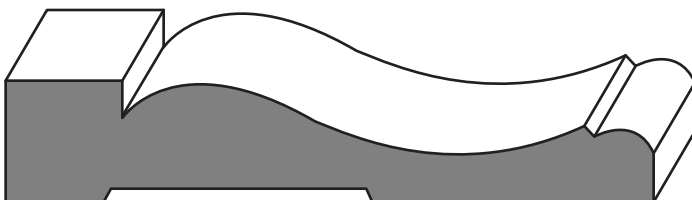
**AMM - 9CS**  
1-1/16" x 4-1/4"



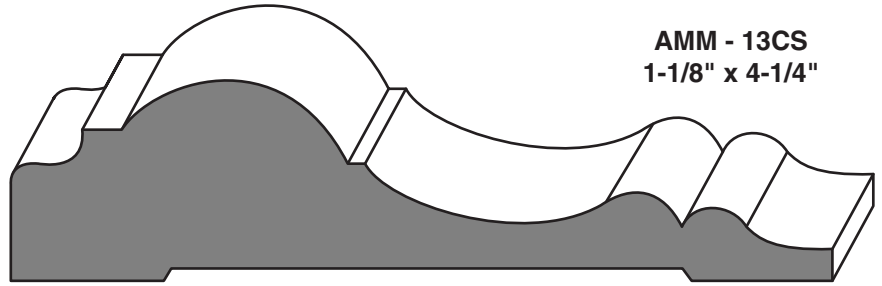
**AMM - 10CS**  
3/4" x 3-1/4"



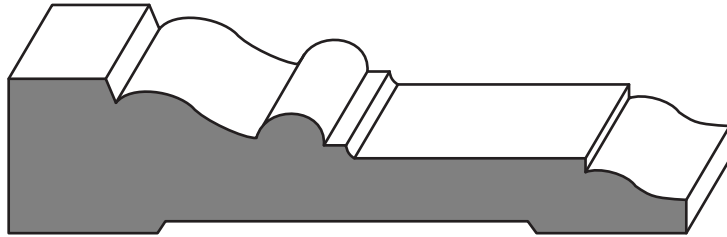
**AMM - 11CS**  
3/4" x 3-1/4"



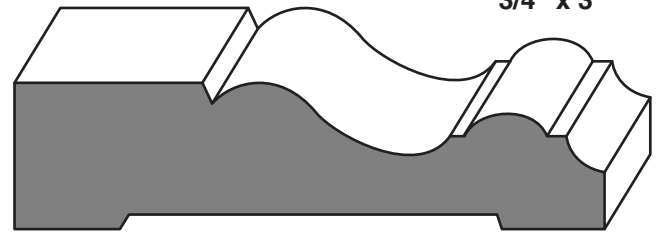
**AMM - 12CS**  
5/8" x 3-3/8"



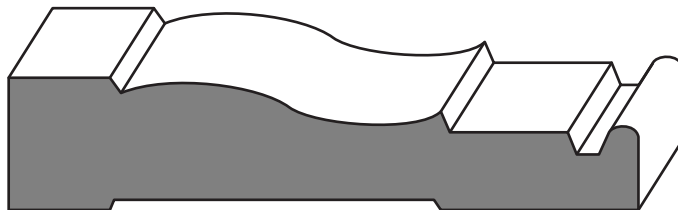
**AMM - 13CS**  
1-1/8" x 4-1/4"



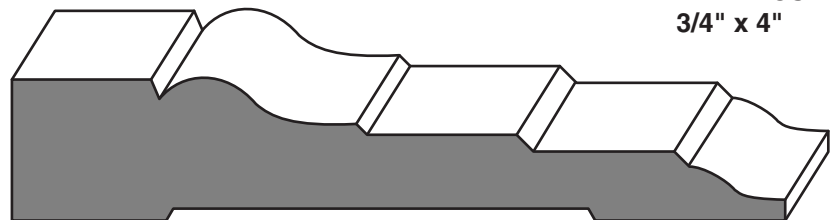
**AMM - 14CS**  
13/16" x 3 1/2"



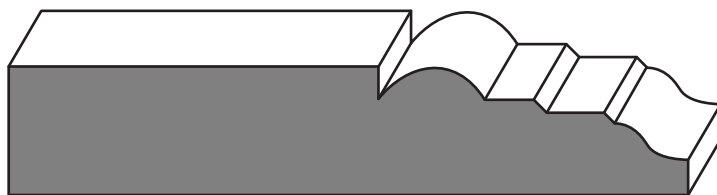
**AMM - 15CS**  
3/4" x 3"



**AMM - 16CS**  
11/16" x 3 1/4"

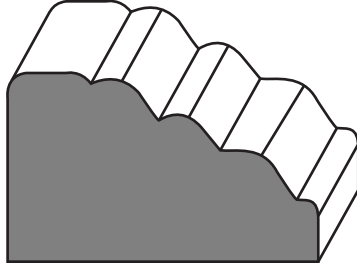


**AMM - 17CS**  
3/4" x 4"

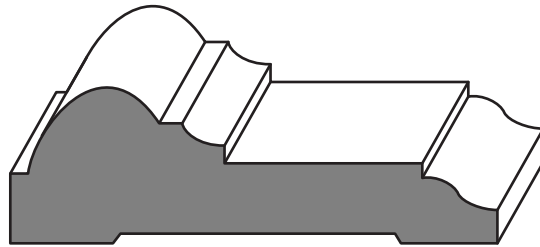


**AMM - 18CS**  
11/16" x 3-1/2"

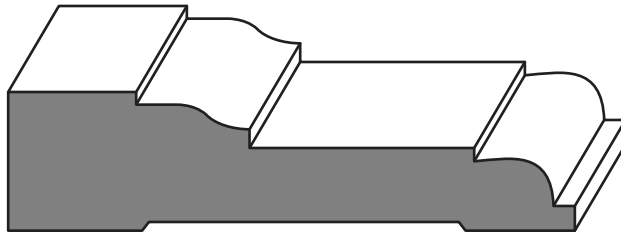




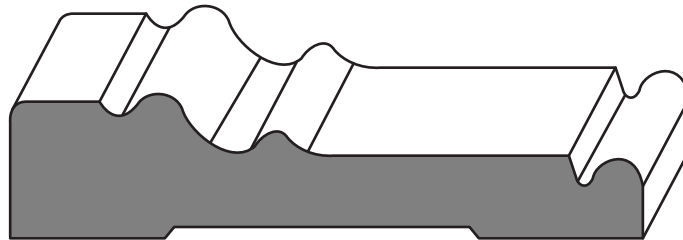
**AMM - 19CS**  
1-1/16" x 1-11/16"



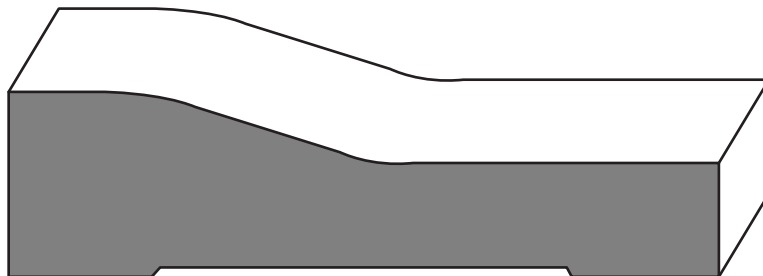
**AMM - 20CS**  
7/8" x 2-1/2"



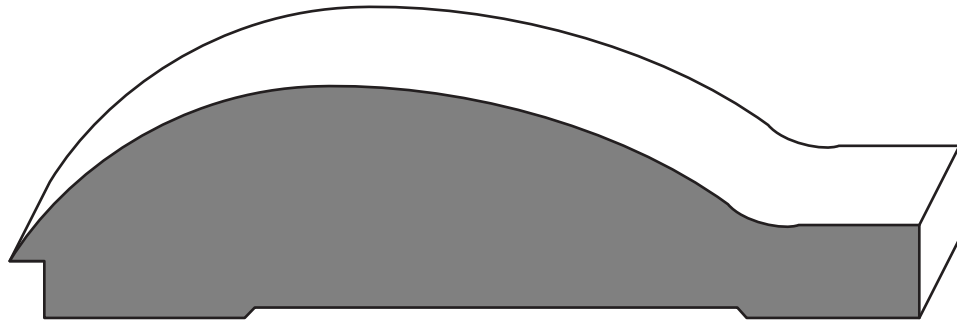
**AMM - 21CS**  
3/4" x 3"



**AMM - 22CS**  
13/16" x 3-3/8"



**AMM - 22A-CS**  
15/16" x 3-11/16"



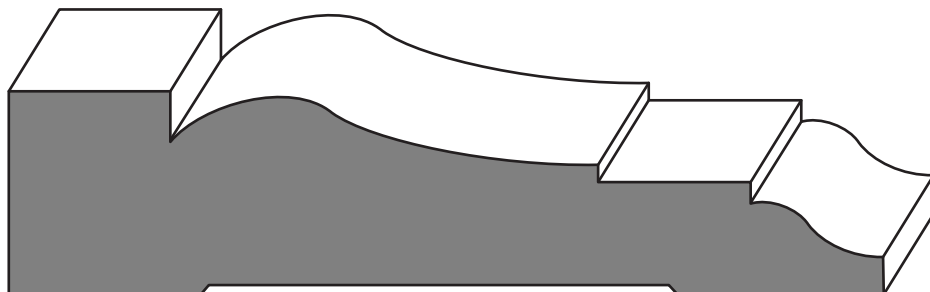
**AMM - 23CS**  
1-1/4" x 4-3/4"



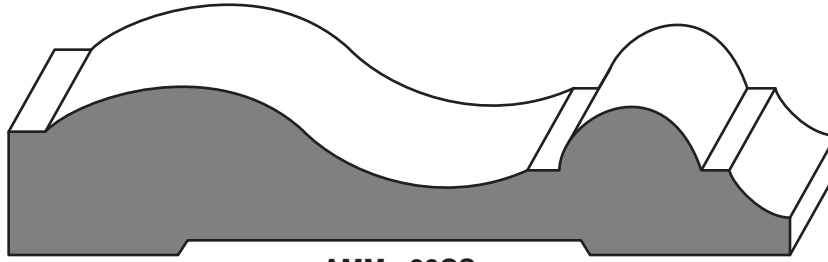
**AMM - 24CS**  
3/4" x 2-1/2"



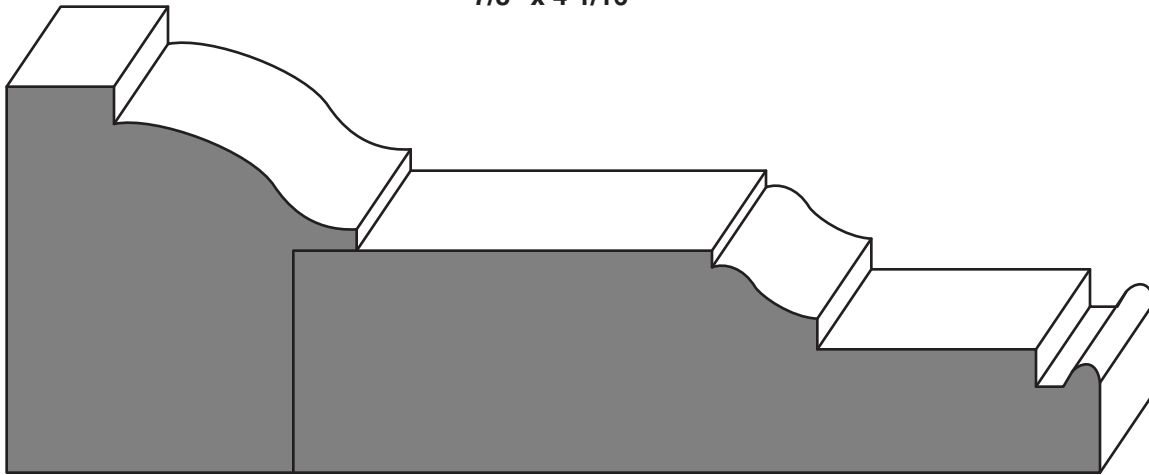
**AMM - 24A-CS**  
1" x 3-1/2"



**AMM - 25CS**  
1-1/16" x 4-1/2"



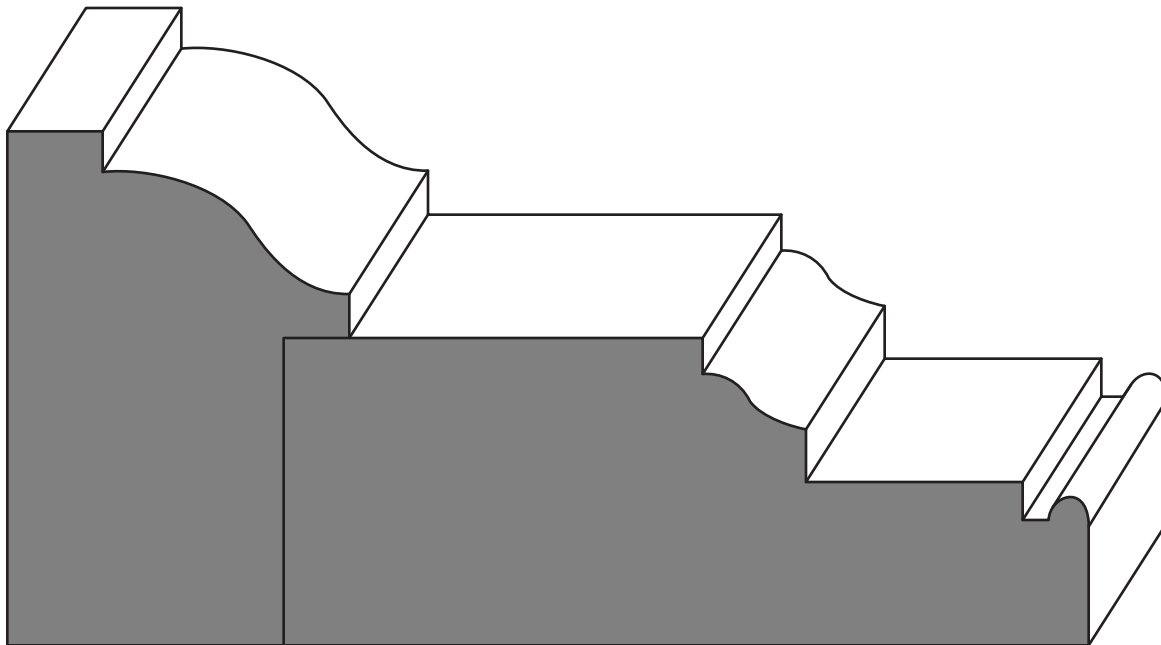
**AMM - 26CS**  
7/8" x 4-1/16"



**AMM - 27C-CS**  
2-1/4" x 1-7/16"

**AMM - 27D-CS**  
1-1/8" x 4-3/16"

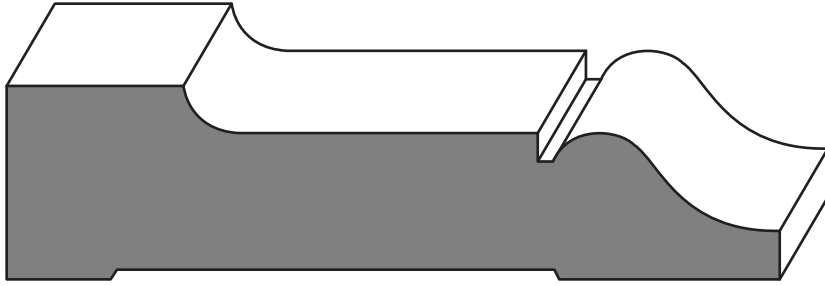
**AMM - 27C-CS & AMM - 27D-CS**  
2-1/4" x 5-5/8"



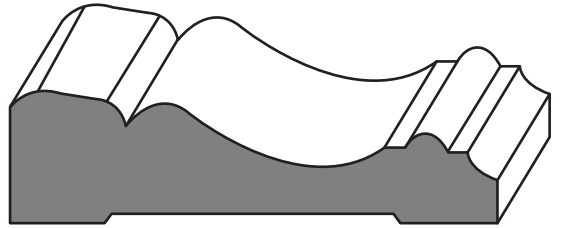
**AMM - 28A-CS**  
2-3/4" x 1-7/16"

**AMM - 28B-CS**  
1-5/8" x 4-13/16"

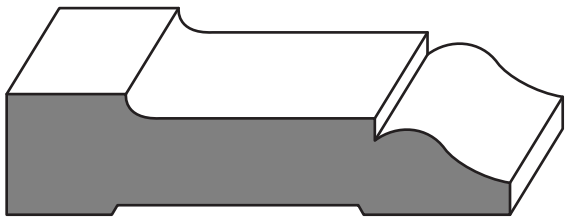
**AMM - 28A-CS & AMM - 28B-CS**  
2-3/4" x 5-5/8"



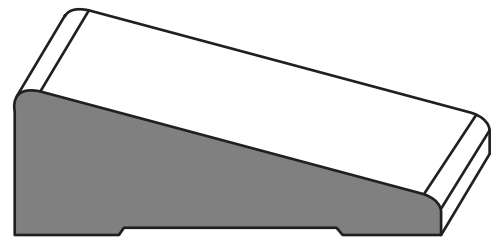
**AMM - 29CS**  
1" x 4"



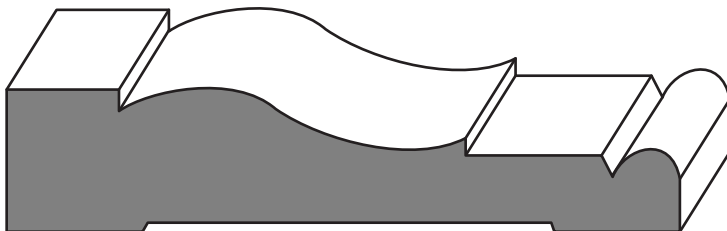
**AMM - 30CS**  
11/16" x 2-1/2"



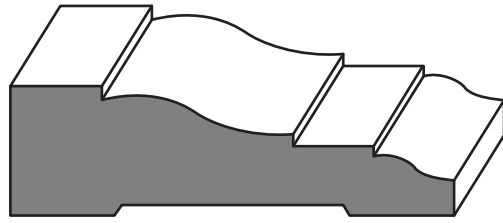
**AMM - 31CS**  
5/8" x 2-5/8"



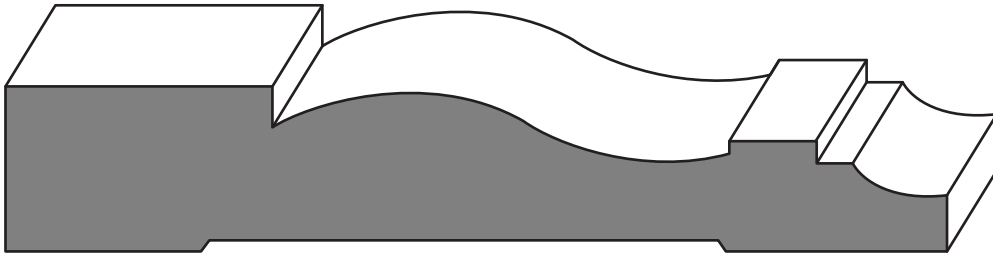
**AMM - 32CS**  
3/4" x 2-1/4"



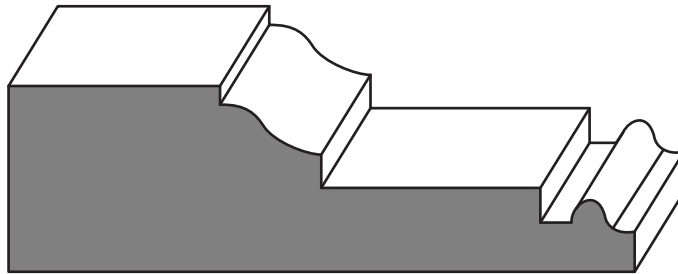
**AMM - 33CS**  
3/4" x 3-1/2"



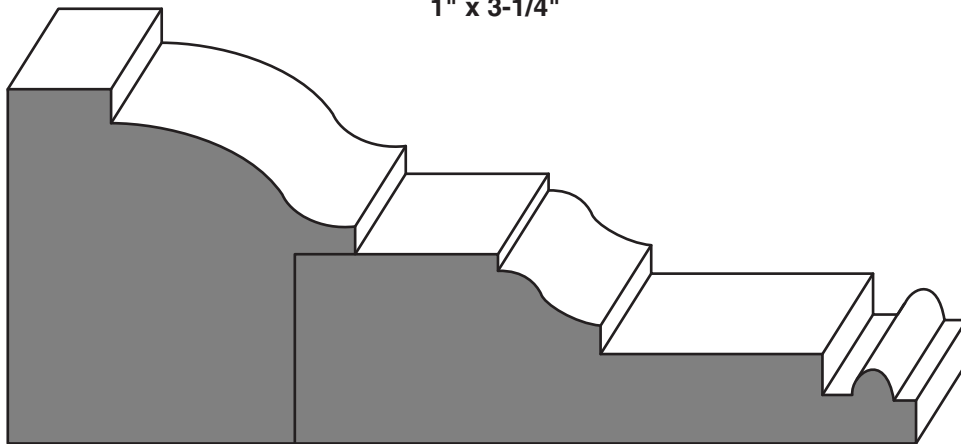
**AMM - 34CS**  
11/16" x 2-1/4"



**AMM - 35CS**  
7/8" x 4-7/8"



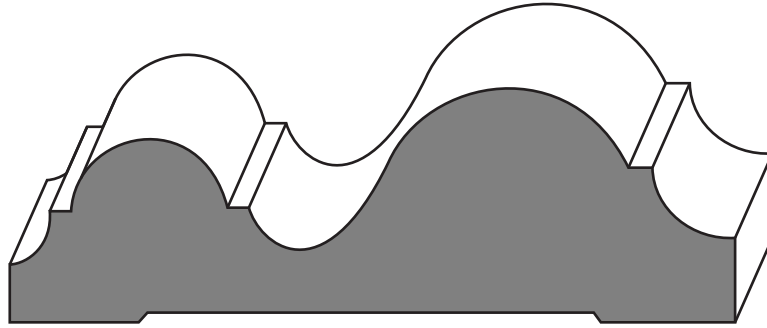
**AMM - 37CS**  
1" x 3-1/4"



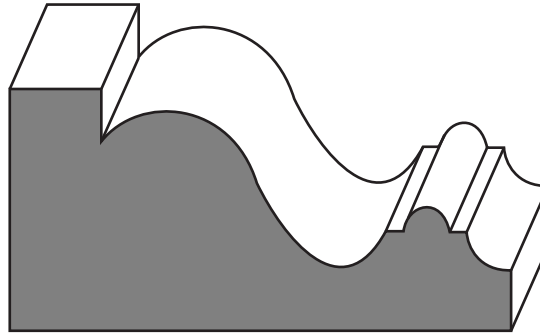
**AMM - 36C-CS**  
1-7/8" x 1-1/2"

**AMM - 36D-CS**  
1" x 3-1/4"

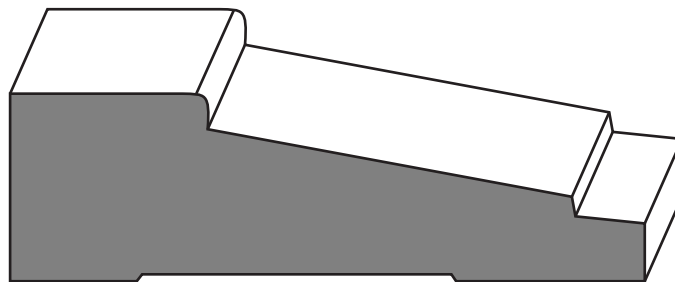
**AMM - 36C-CS & AMM - 36D-CS**  
1-7/8" x 4-3/4"



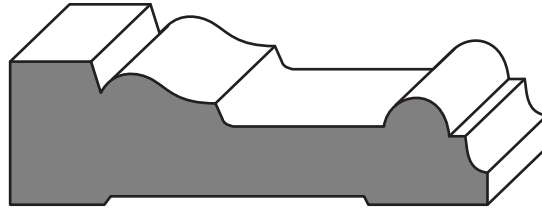
**AMM - 38CS**  
1-1/4" x 4"



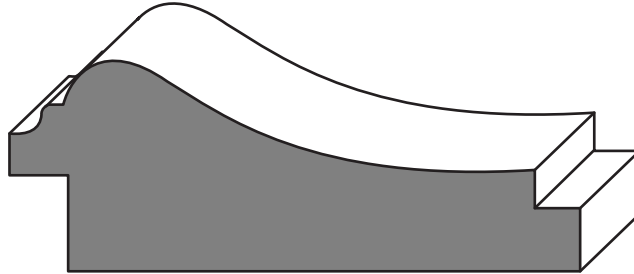
**AMM - 39CS**  
1-1/4" x 2-3/4"



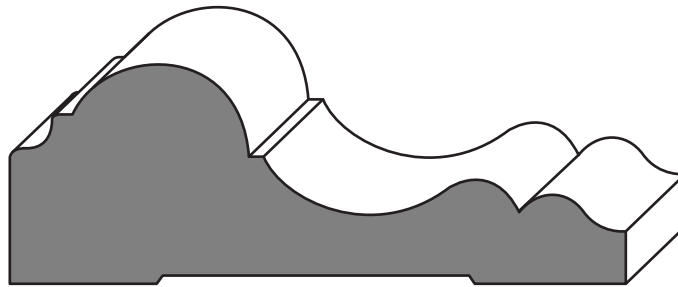
**AMM - 40CS**  
1" x 3-1/2"



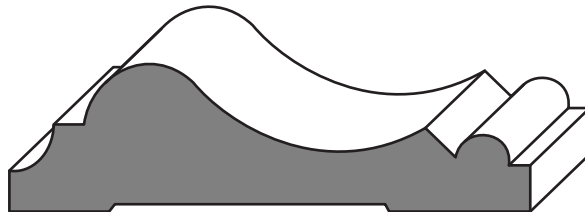
**AMM - 41CS**  
3/4" x 2-1/2"



**AMM - 42CS**  
1-3/32" x 3"



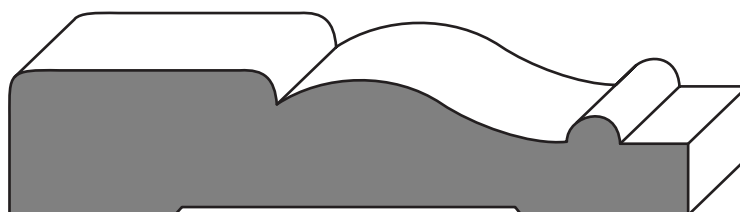
**AMM - 43CS**  
1-1/8" x 3-1/4"



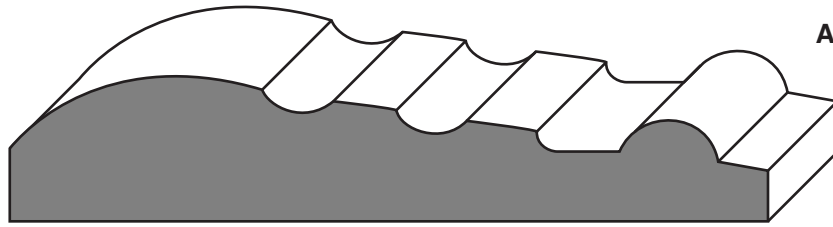
**AMM - 44CS**  
3/4" x 2-3/4"



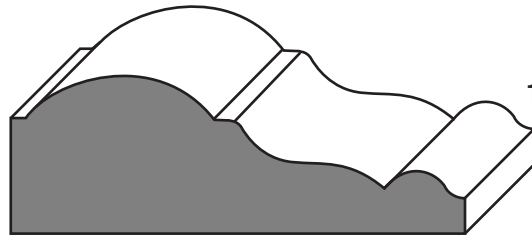
**AMM - 45CS**  
11-16" x 2-1/2"




**AMM - 46CS**  
3/4" x 3-1/2"



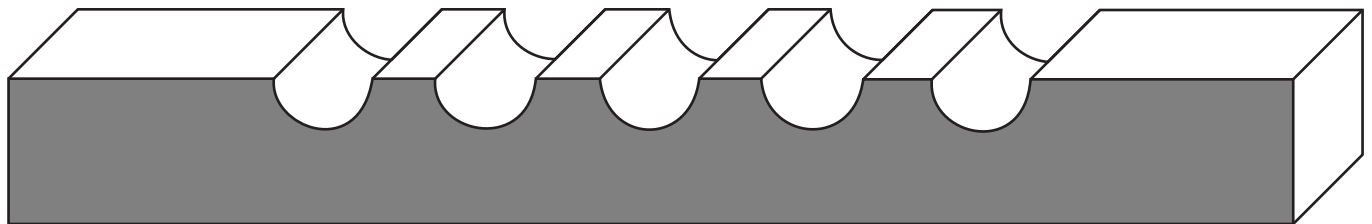
**AMM - 47CS**  
3/4" x 4"



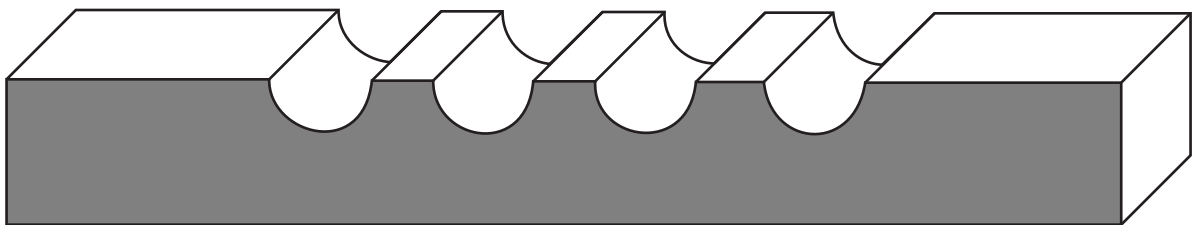
**AMM - 48CS**  
13/16" x 2-3/8"



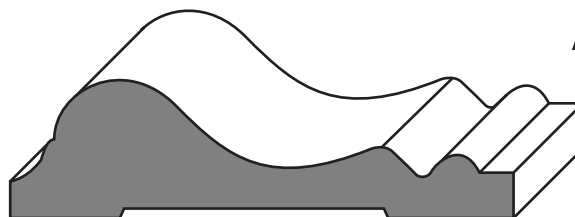
**AMM - 49CS**  
7/8" x 2-1/2"



**AMM - 50CS**  
3/4" x 6-3/4"

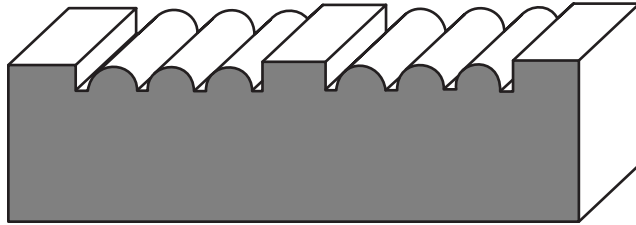


**AMM - 51CS**  
3/4" x 5-7/8"

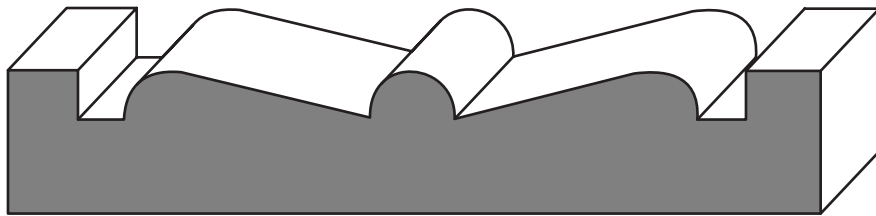


**AMM - 52CS**  
3/4" x 2-5/8"

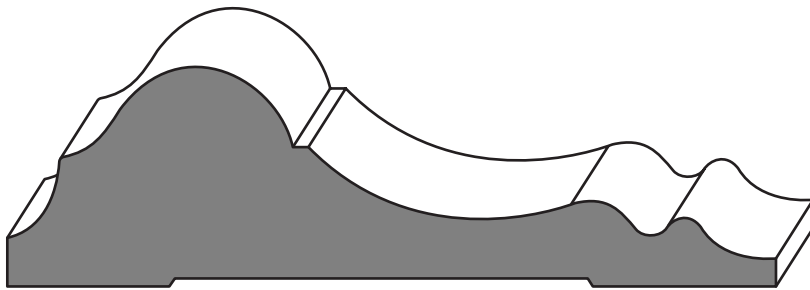




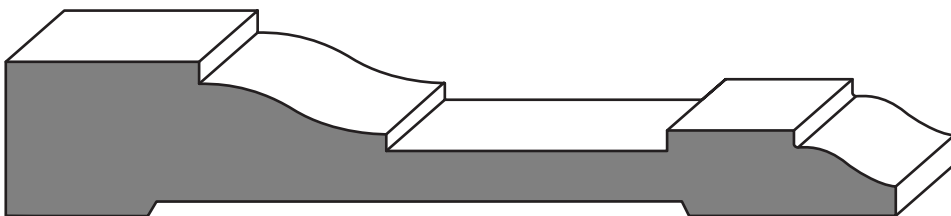
**AMM - 53CS**  
3/4" x 3"



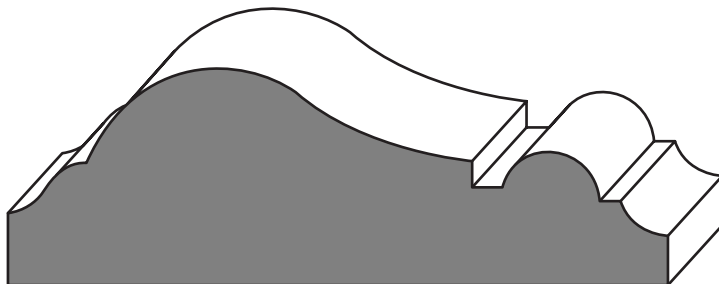
**AMM - 54CS**  
3/4" x 4-1/4"



**AMM - 55CS**  
1-1/8" x 4"

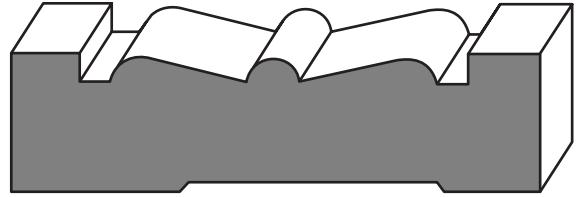


**AMM - 56CS**  
13/16" x 4-5/8"




**AMM - 57CS**  
1-1/8" x 3-1/2"

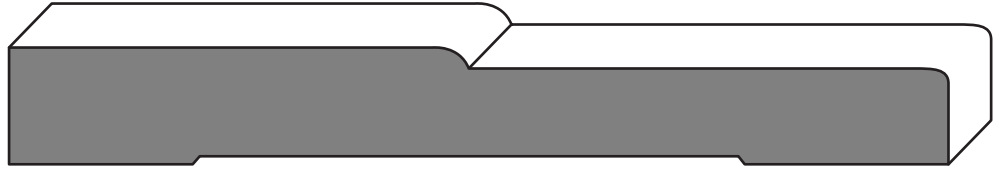
AMM - 58CS  
3/4" x 2-3/4"




AMM - 59CS  
7/8" x 5-3/4"



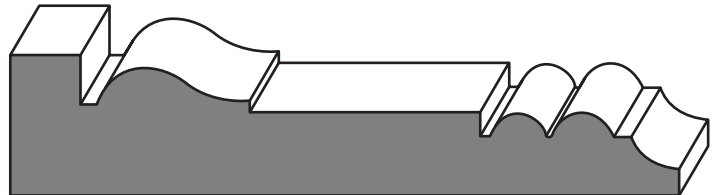
AMM - 60CS  
5/8" x 4-7/8"



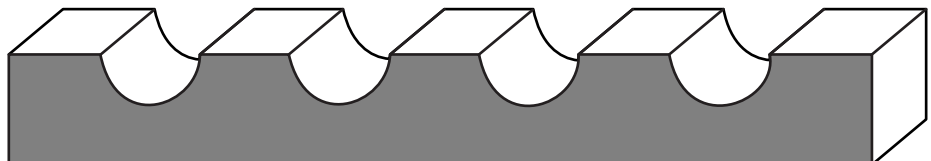
AMM - 61CS  
11/16" x 2-3/8"

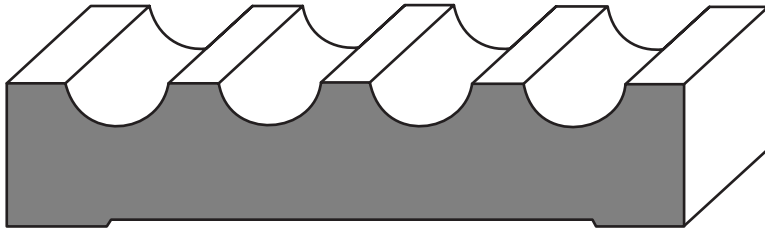


AMM - 62CS  
3/4" x 3-1/2"




AMM - 63CS  
3/4" x 4-1/2"





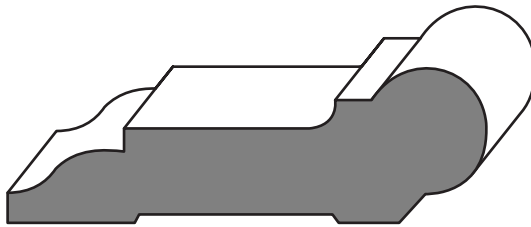
**AMM - 64CS**  
3/4" x 3-1/2"



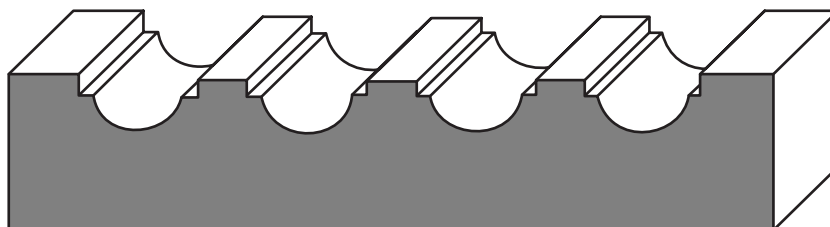
**AMM - 65CS**  
3/4" x 3-1/2"



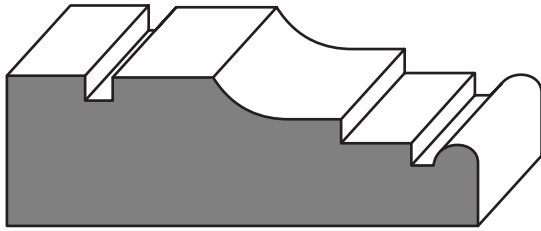
**AMM - 66CS**  
3/8" x 1" to 2-1/2"



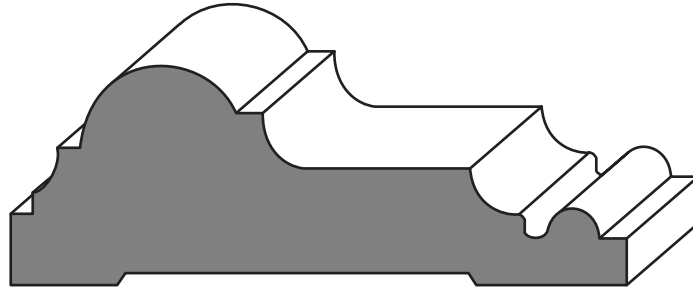
**AMM - 67CS**  
13/16" x 2-1/2"



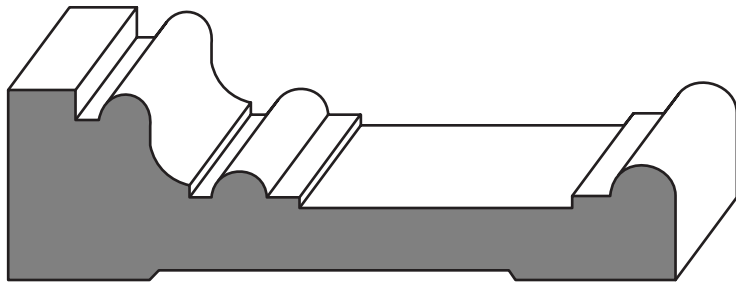
**AMM - 68CS**  
13/16" x 4"



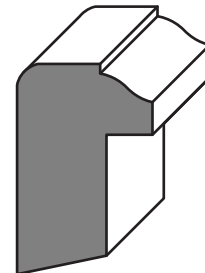
**AMM - 69CS**  
3/4" x 2-1/2"



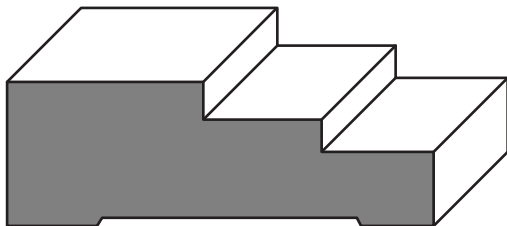
**AMM - 70CS**  
1-1/8" x 3-1/4"



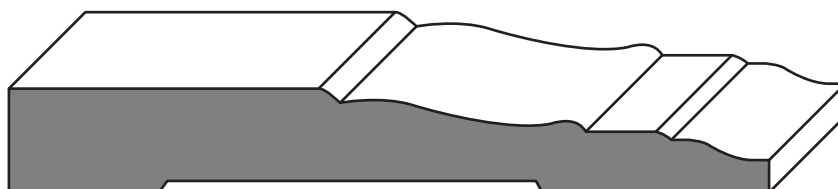
**AMM - 71CS**  
1" x 3-1/2"



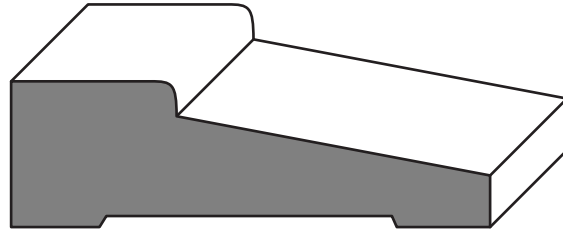
**AMM - 72CS**  
11/16" x 1-1/8"



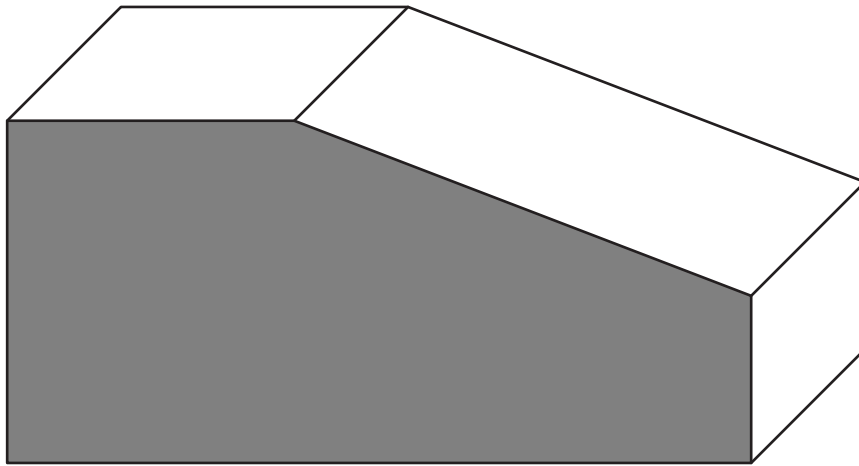
**AMM - 72CS**  
3/4" x 2-1/4"



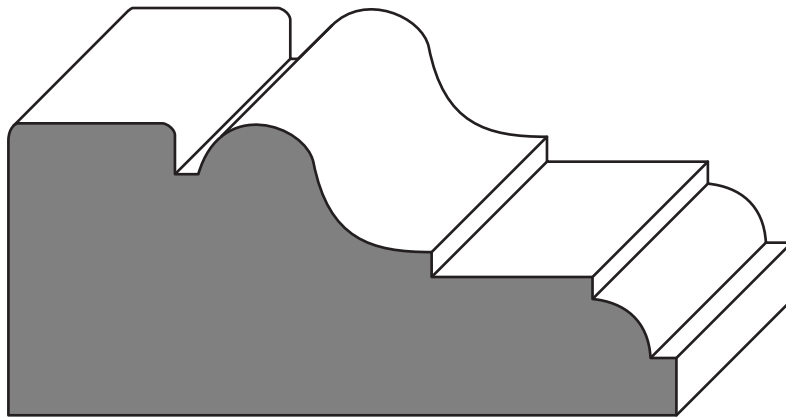
**AMM - 73CS**  
1/2" x 4"



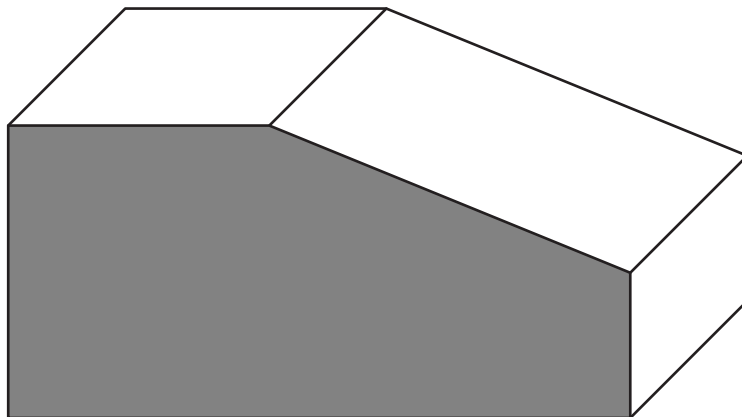
**AMM - 75CS**  
3/4" x 2-1/2"



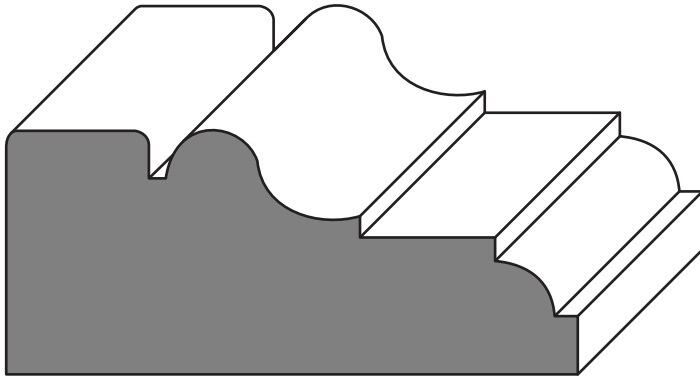
**AMM - 76CS - PLINTH**  
1-3/4" x 3-7/8"



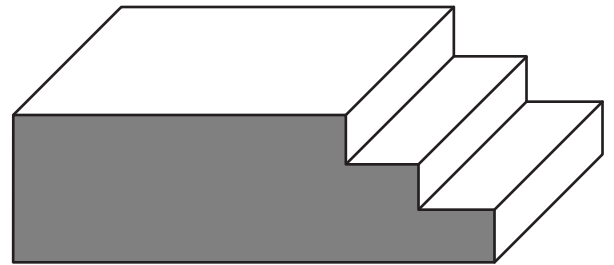
**AMM - 77CS**  
1-1/2" x 3-1/2"



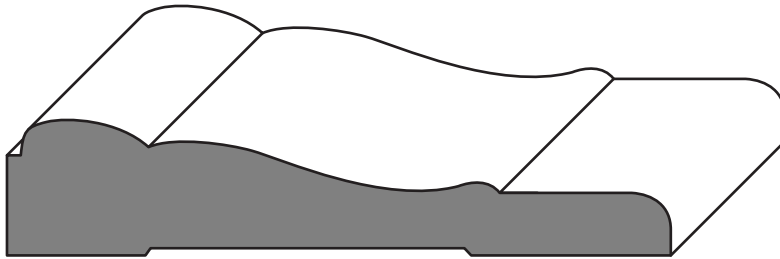
**AMM - 78CS - PLINTH**  
1-1/2" x 3-1/4"



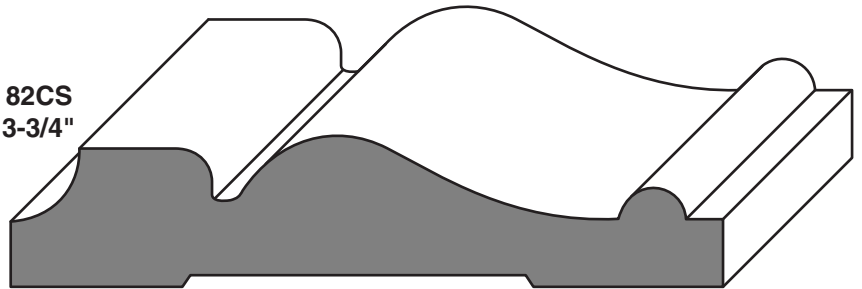
**AMM - 79CS**  
1-1/4" x 3"



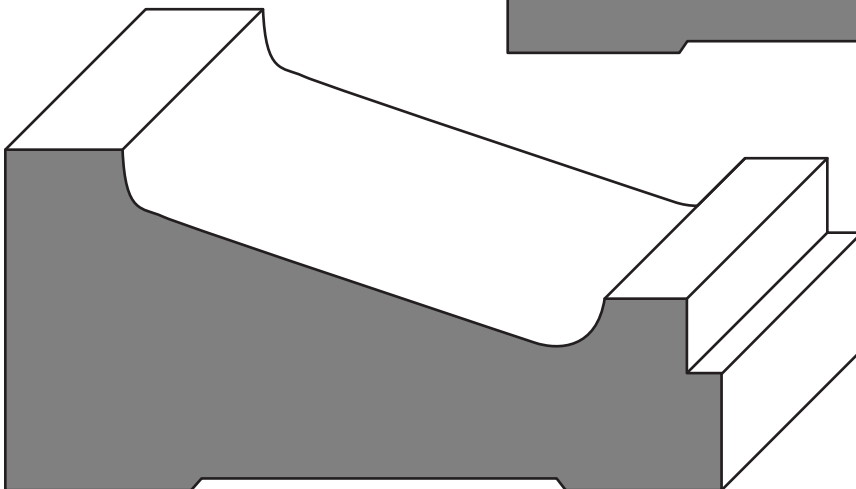
**AMM - 80CS**  
3/4" x 2-1/2"



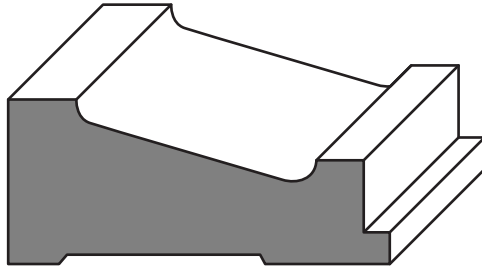
**AMM - 81CS**  
11/16" x 3-1/2"



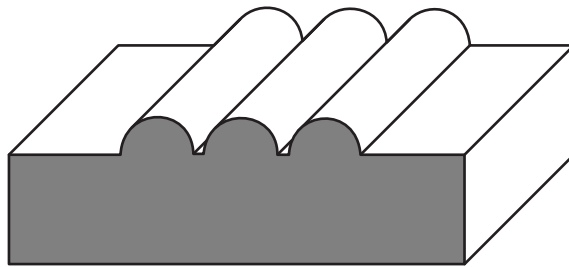
**AMM - 82CS**  
3/4" x 3-3/4"



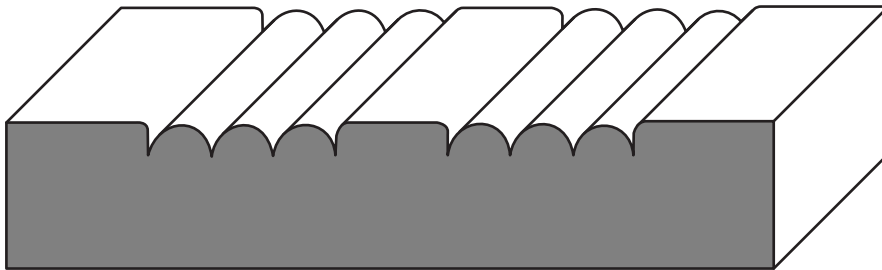
**AMM - 83CS**  
1-3/4" x 3-3/4"



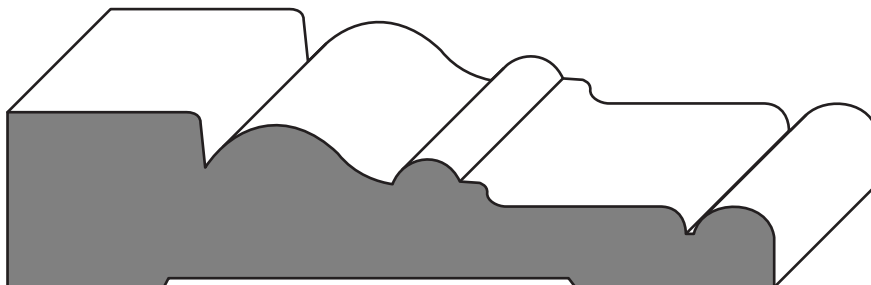
**AMM - 84CS**  
7/8" x 2"



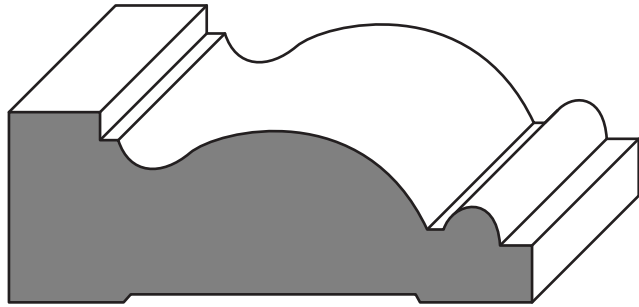
**AMM - 85CS**  
3/4" x 2-3/8"



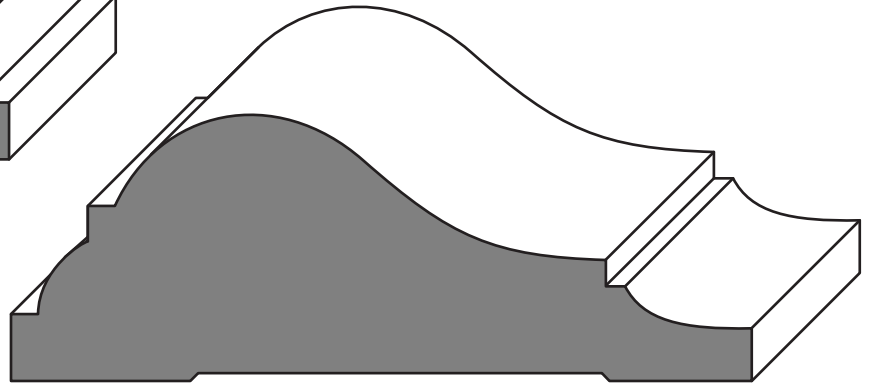
**AMM - 86CS**  
3/4" x 4"



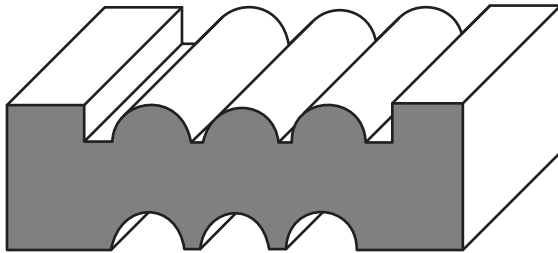
**AMM - 87CS**  
7/8" x 4"




**AMM - 88CS**  
1" x 2-3/4"



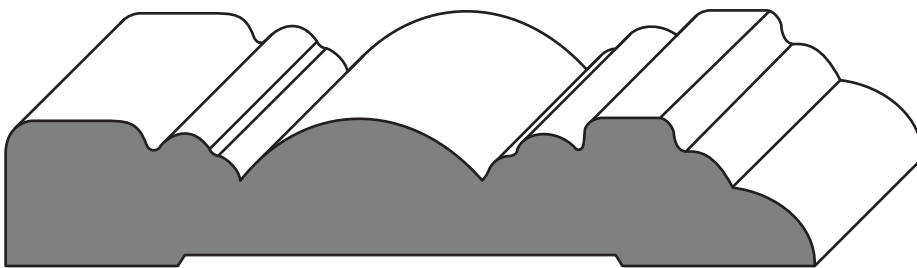
**AMM - 89CS**  
1-3/8" x 3-7/8"



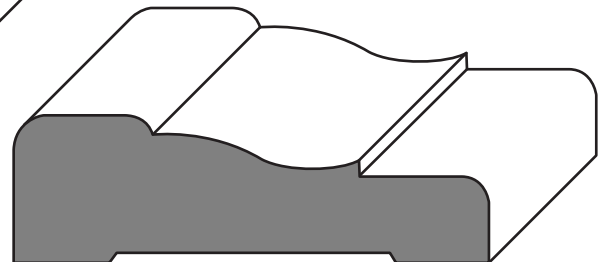
**AMM - 90CS**  
3/4" x 2-3/8"



**AMM - 91CS**  
1" x 4"

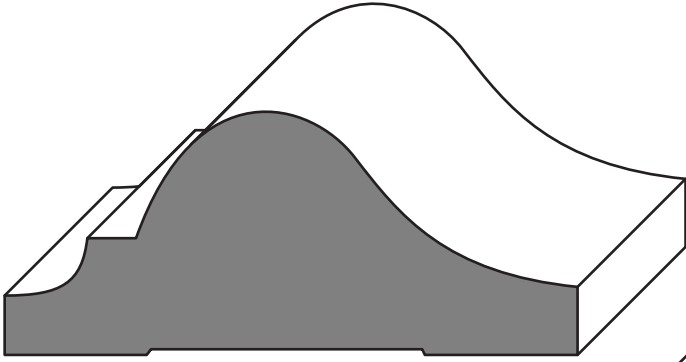


**AMM - 92CS**  
3/4" x 4-1/4"

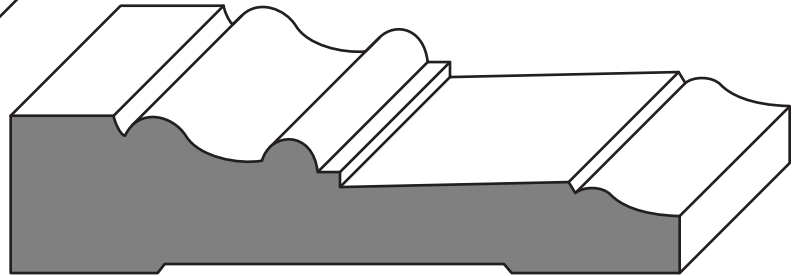


**AMM - 93CS**  
3/4" x 2-1/2"

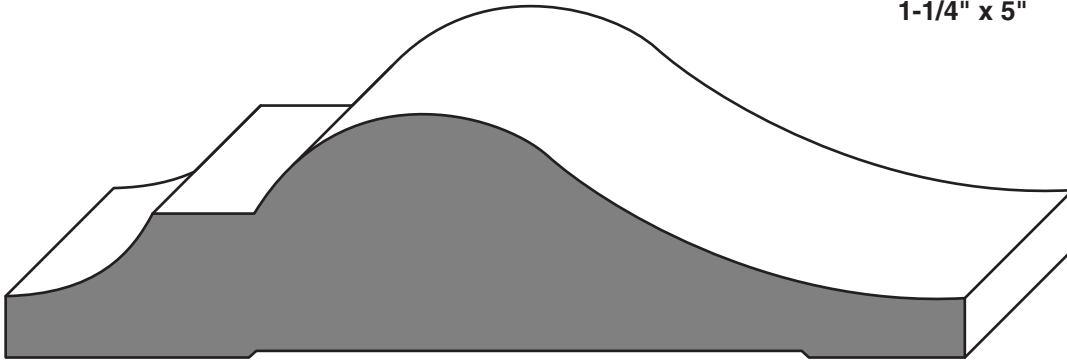




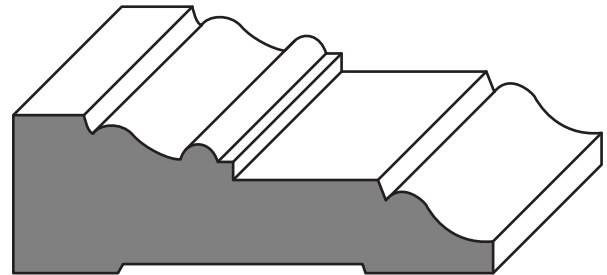
**AMM - 94CS**  
1-1/4" x 3"



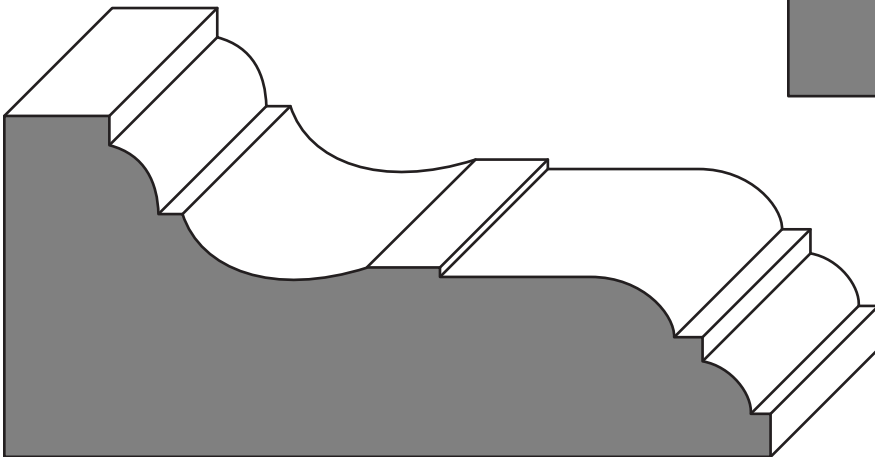
**AMM - 95CS**  
1-1/4" x 5"



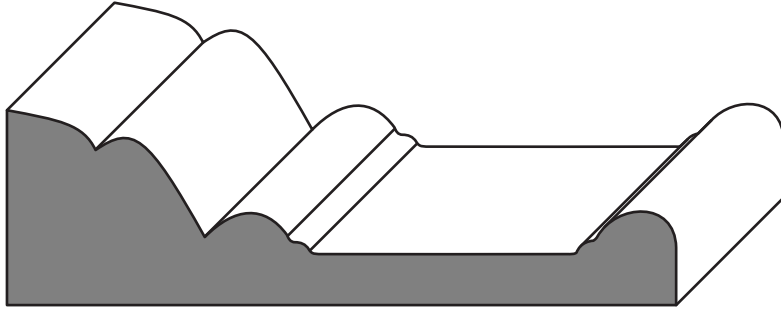
**AMM - 96CS**  
13/16" x 3-1/2"



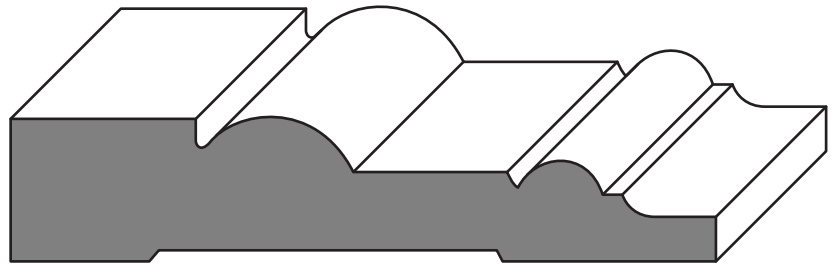
**AMM - 97CS**  
13/16" x 2-1/2"



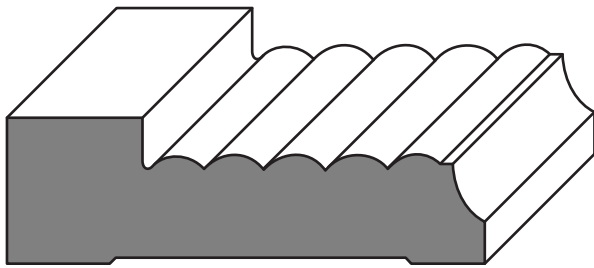
**AMM - 98CS**  
1-3/4" x 4"



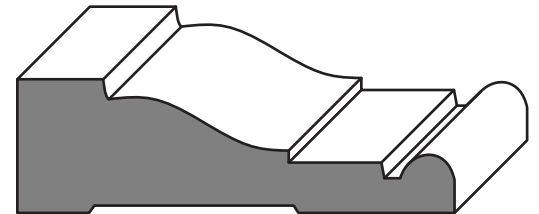
**AMM - 99CS**  
1" x 3-1/2"




**AMM - 100CS**  
3/4" x 3-11/16"



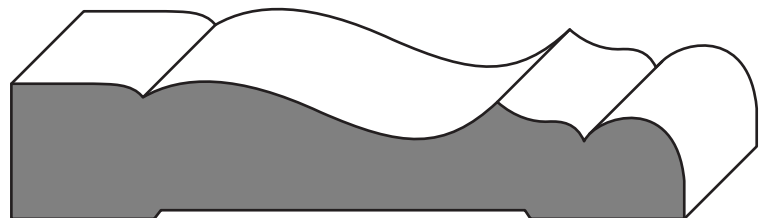
**AMM - 101CS**  
3/4" x 2-1/2"



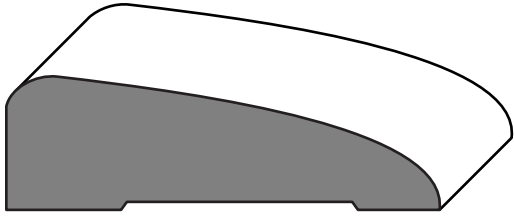
**AMM - 102CS**  
11/16" x 2-1/4"



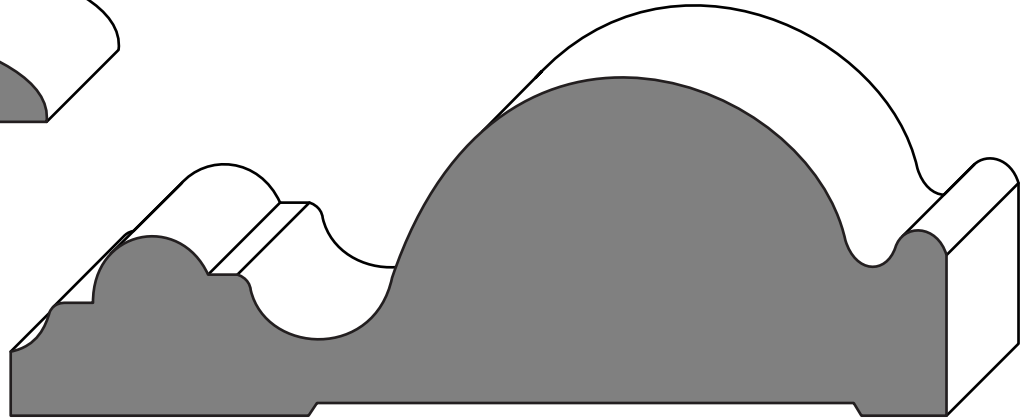
**AMM - 103CS**  
7/8" x 4"



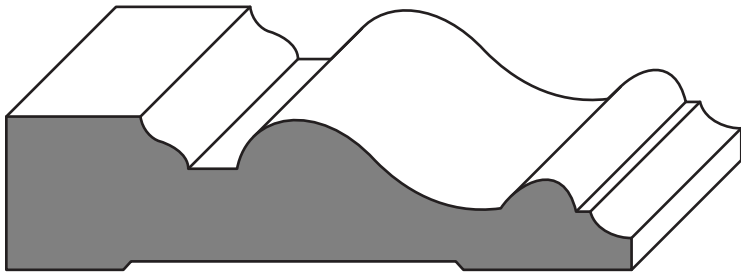
**AMM - 104CS**  
11/16" x 3-1/2"



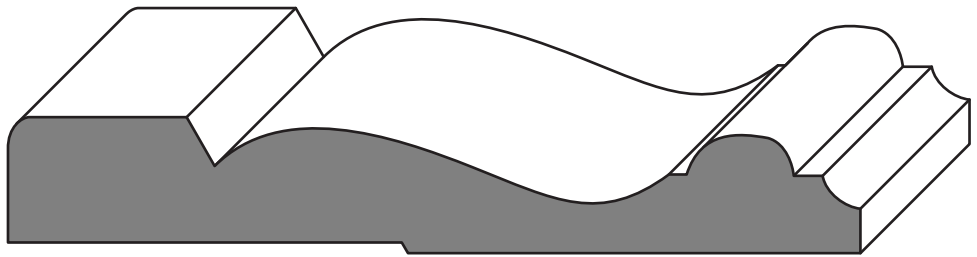
**AMM - 105CS**  
11/16" x 2-1/4"



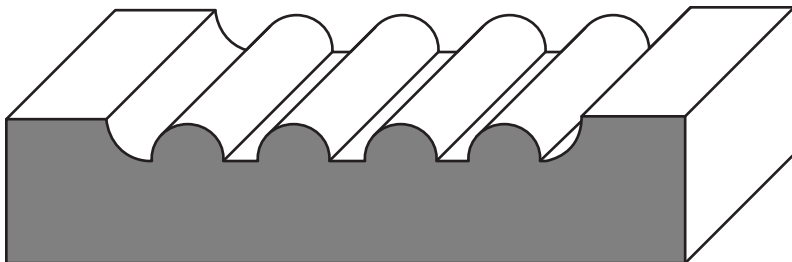
**AMM - 106CS**  
1-3/4" x 4-7/8"



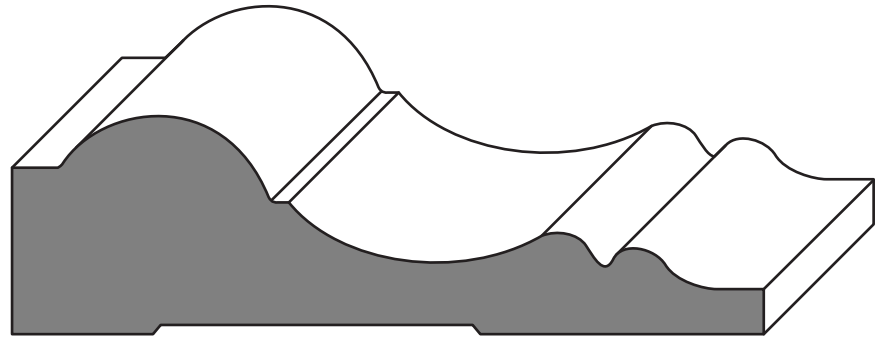
**AMM - 107CS**  
13/16" x 3-1/4"



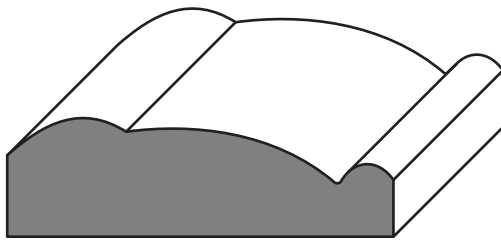
**AMM - 108CS**  
3/4" x 4-7/16"



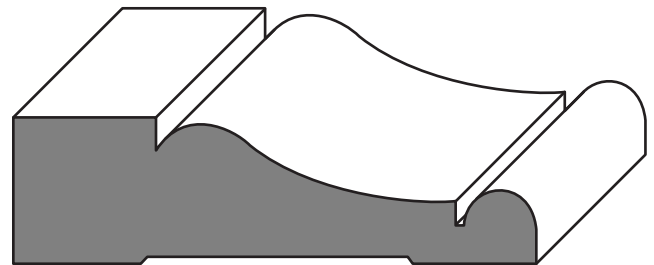
**AMM - 109CS**  
3/4" x 3-1/2"



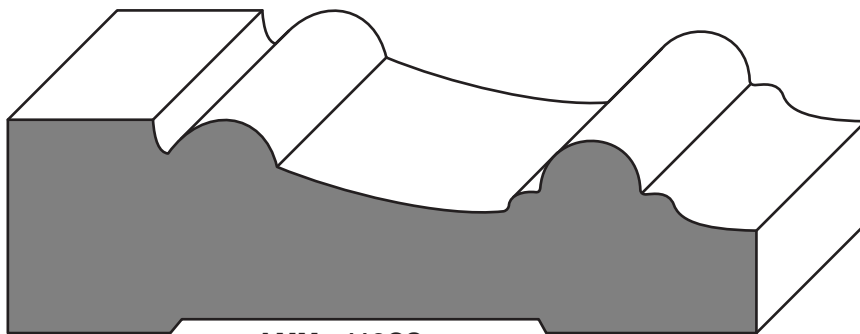
**AMM - 110CS**  
1-1/8" x 3-7/8"



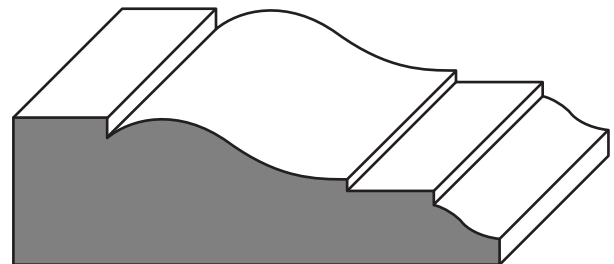
**AMM - 111CS**  
5/8" x 2"



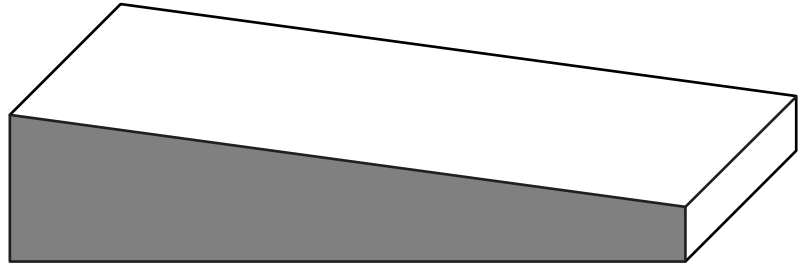
**AMM - 112CS**  
3/4" x 2-3/4"



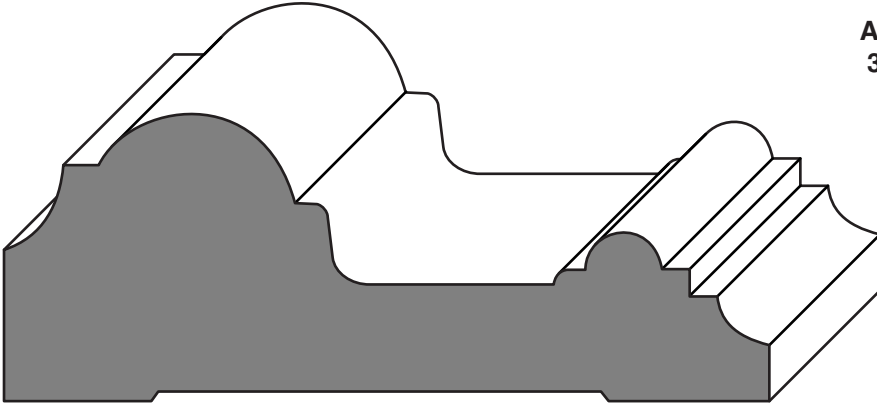
**AMM - 113CS**  
1-1/8" x 3-7/8"



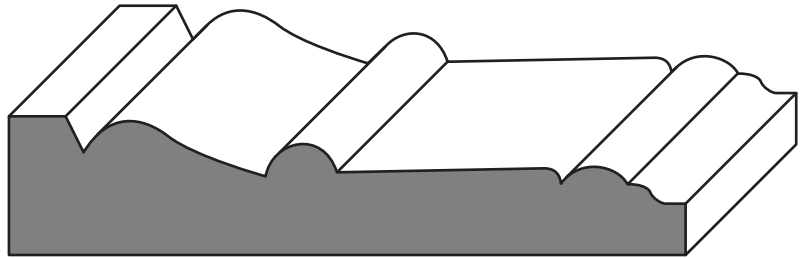
**AMM - 114CS**  
3/4" x 2-1/2"



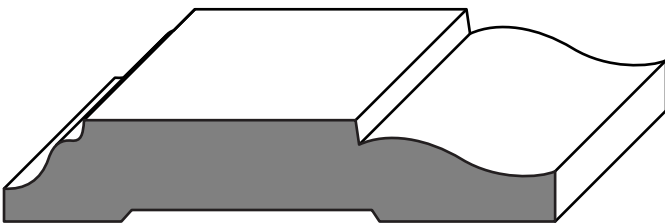
**AMM - 115CS**  
3/4" x 3-1/2"



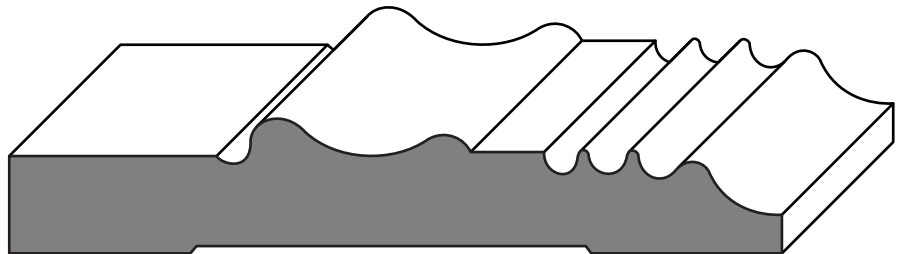
**AMM - 116CS**  
1-1/2" x 4"



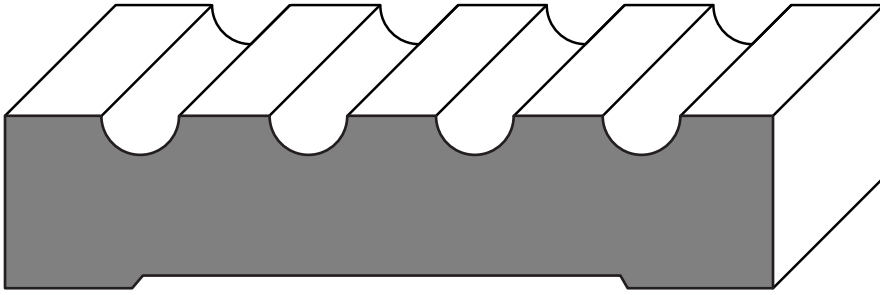
**AMM - 117CS**  
11/16" x 3-1/2"



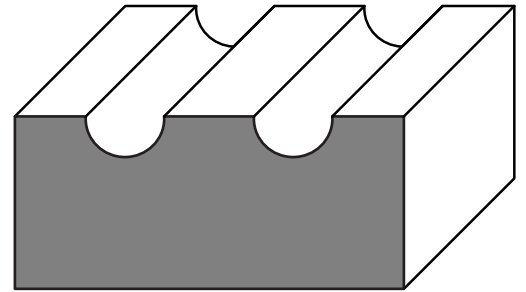
**AMM - 118CS**  
1/2" x 2-7/8"



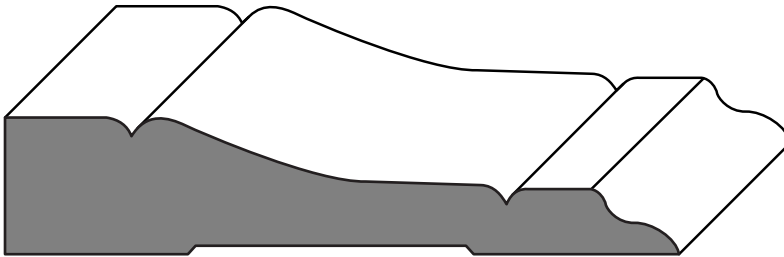
**AMM - 119CS**  
11/16" x 4"



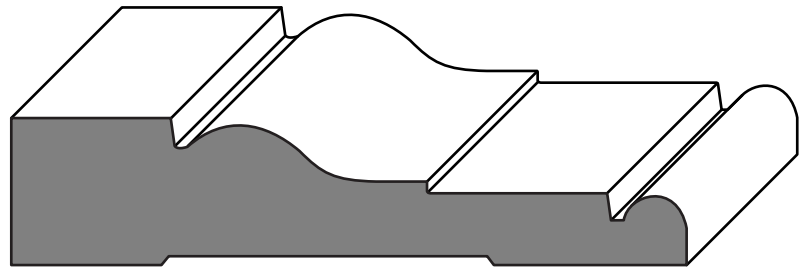
**AMM - 120CS**  
7/8" x 4"




**AMM - 121CS**  
7/8" x 2"




**AMM - 122CS**  
11/16" x 3-1/2"



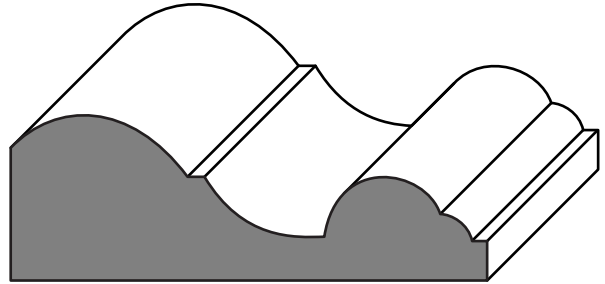
**AMM - 123CS**  
3/4" x 3-1/2"



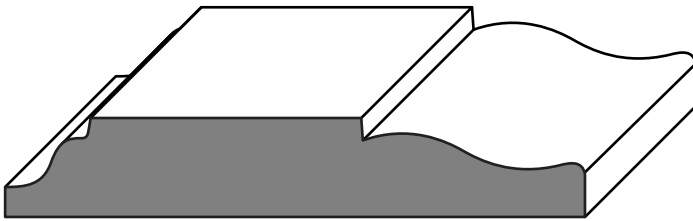
**AMM - 124CS**  
13/16" x 2-5/8"



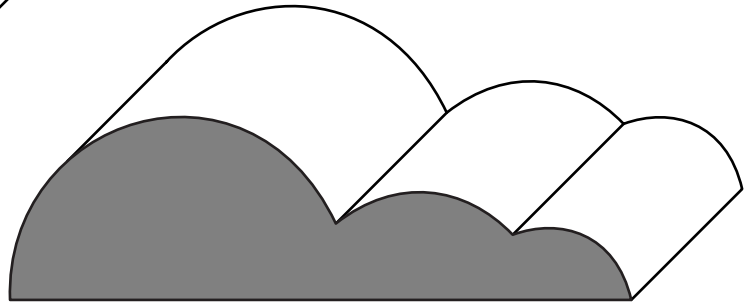
**AMM - 125CS**  
1-5/8" x 3-1/4"



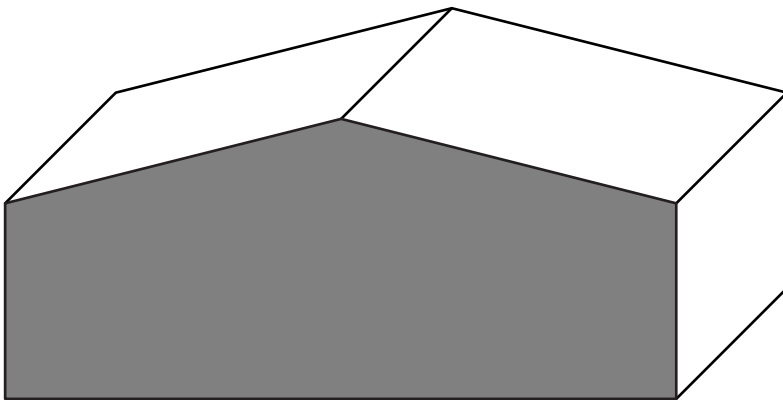
**AMM - 126CS**  
7/8" x 2-1/2"



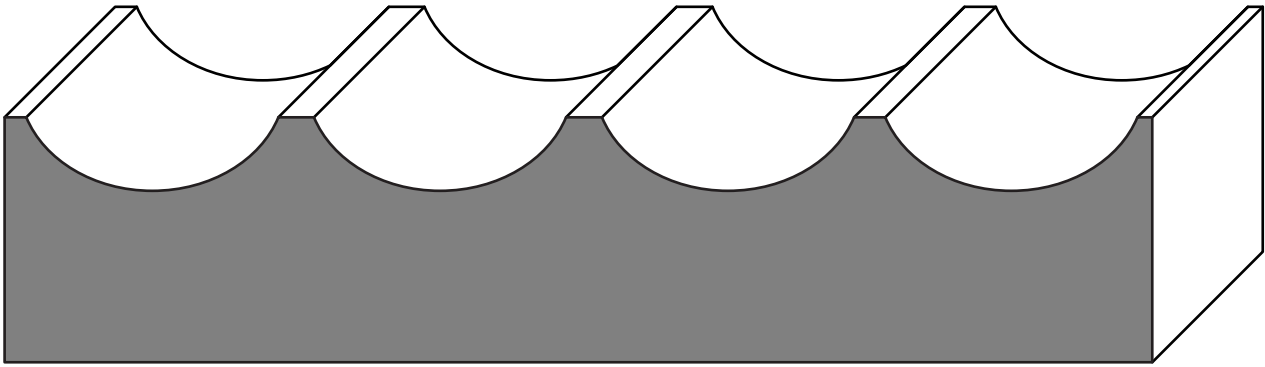
**AMM - 127CS**  
1/2" x 3"



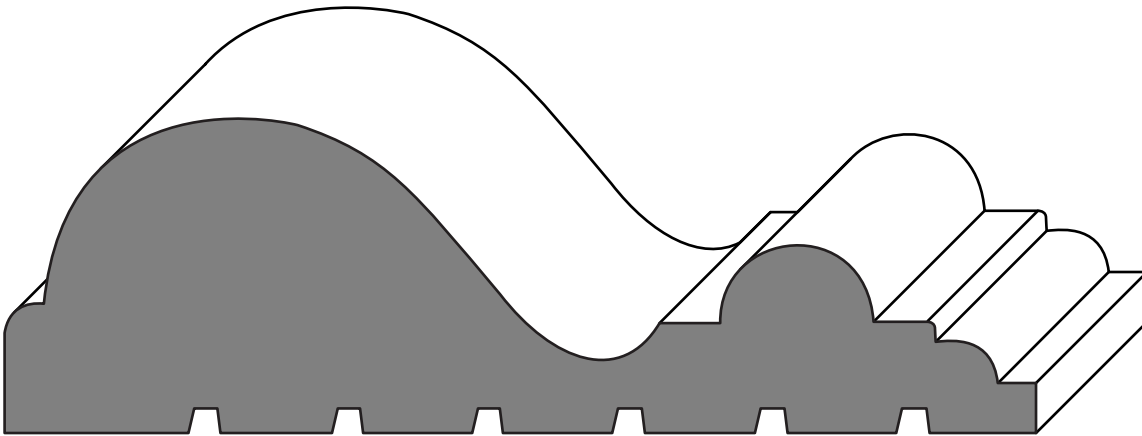
**AMM - 128CS**  
15/16" x 3-1/4"



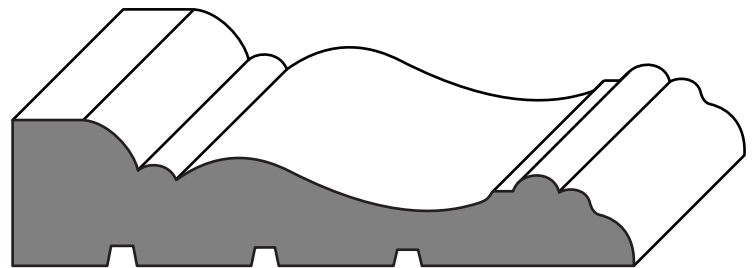
**AMM - 129CS**  
1-7/16" x 3-1/2"



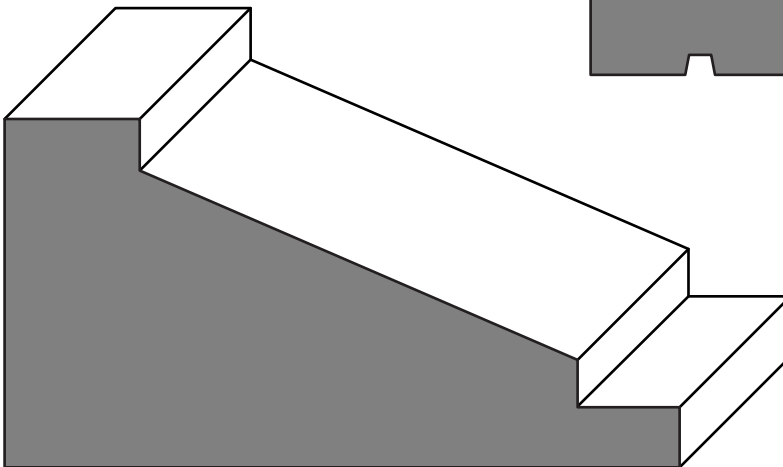
**AMM - 130CS**  
1-1/4" x 6"



**AMM - 133CS**  
1-5/8" x 5-3/8"

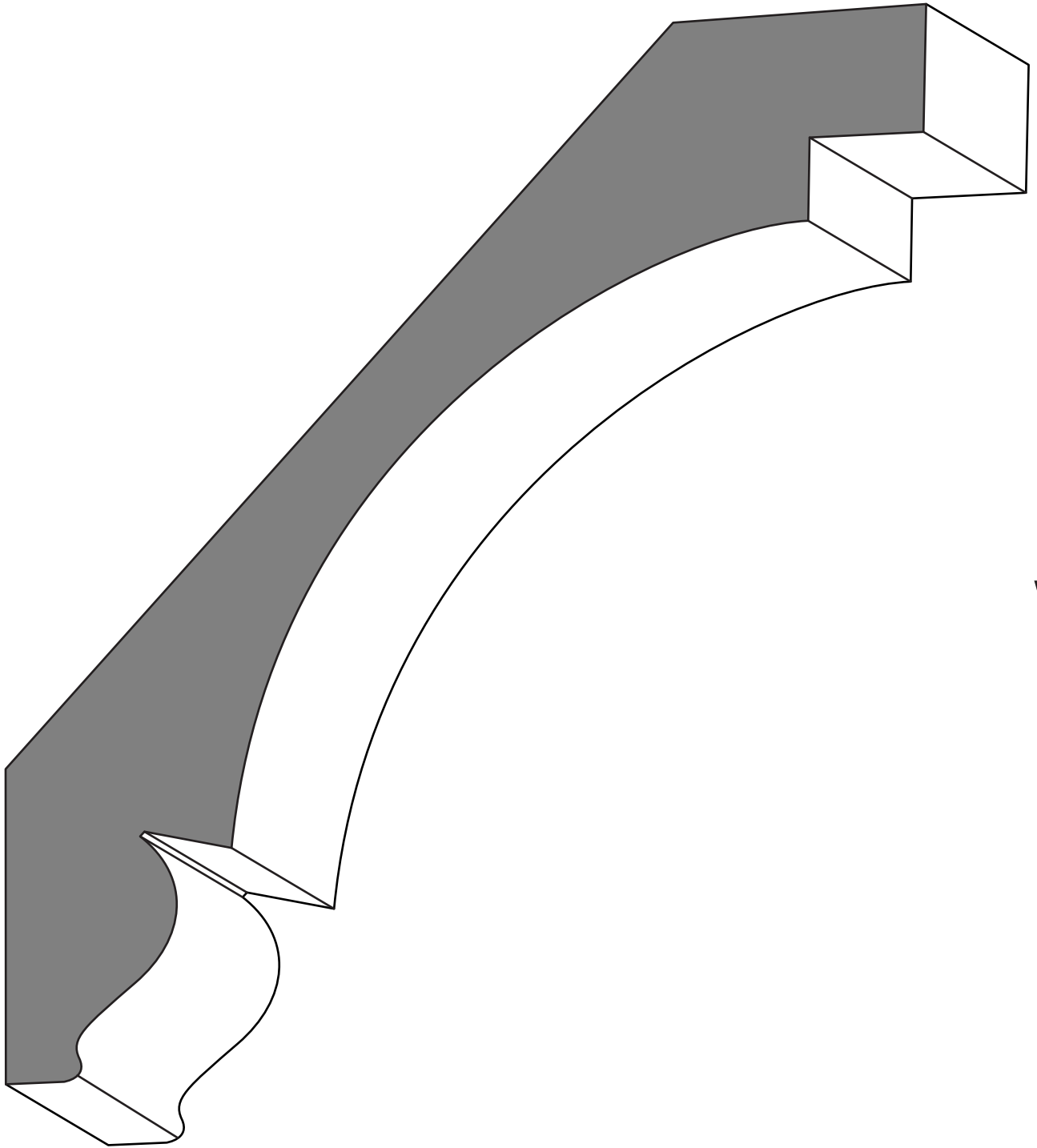


**AMM - 132CS**  
3/4" x 3-1/4"

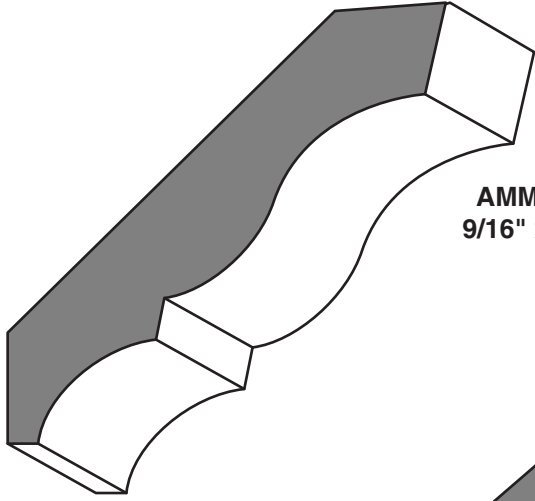


**AMM - 131CS**  
1-13/16" x 3-1/2"

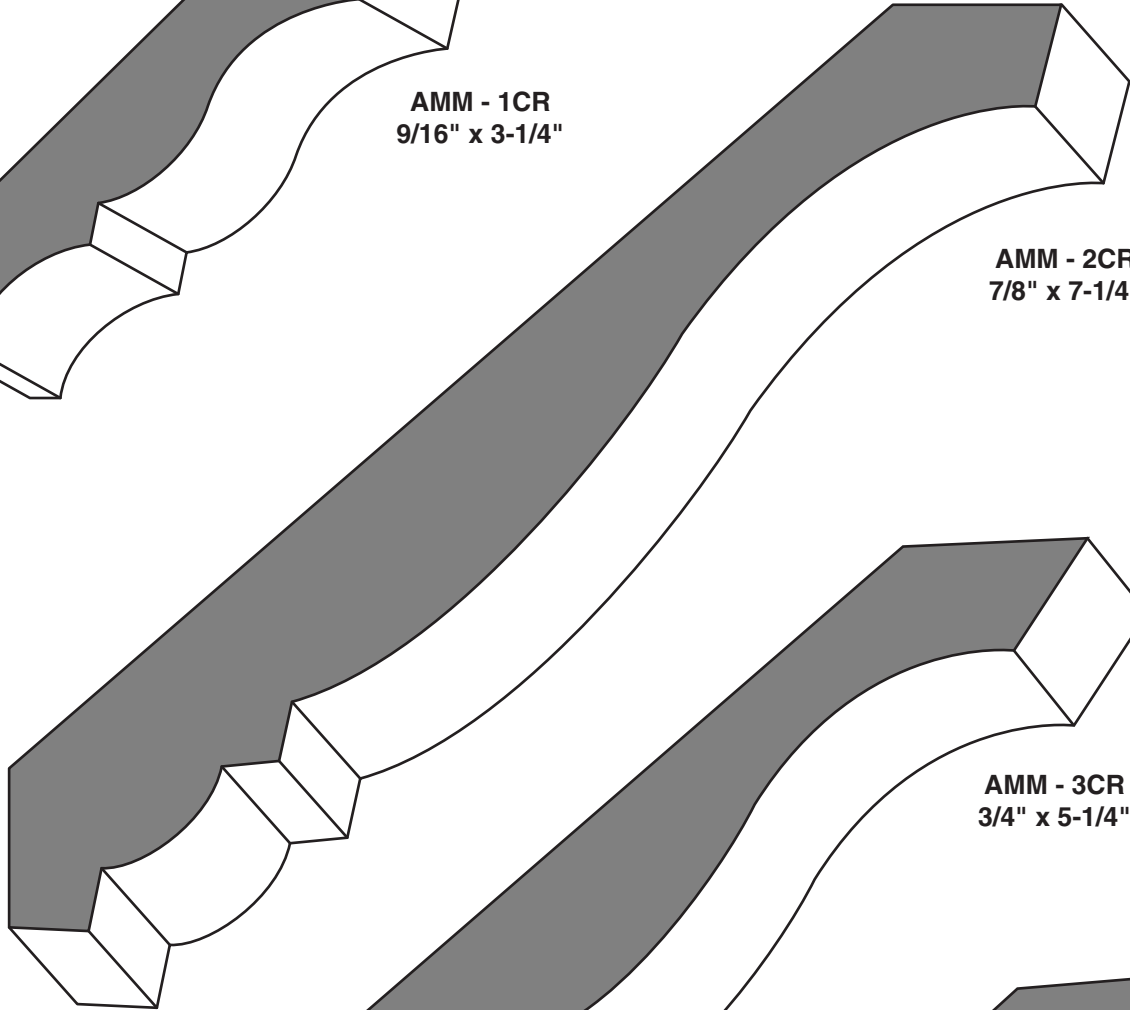




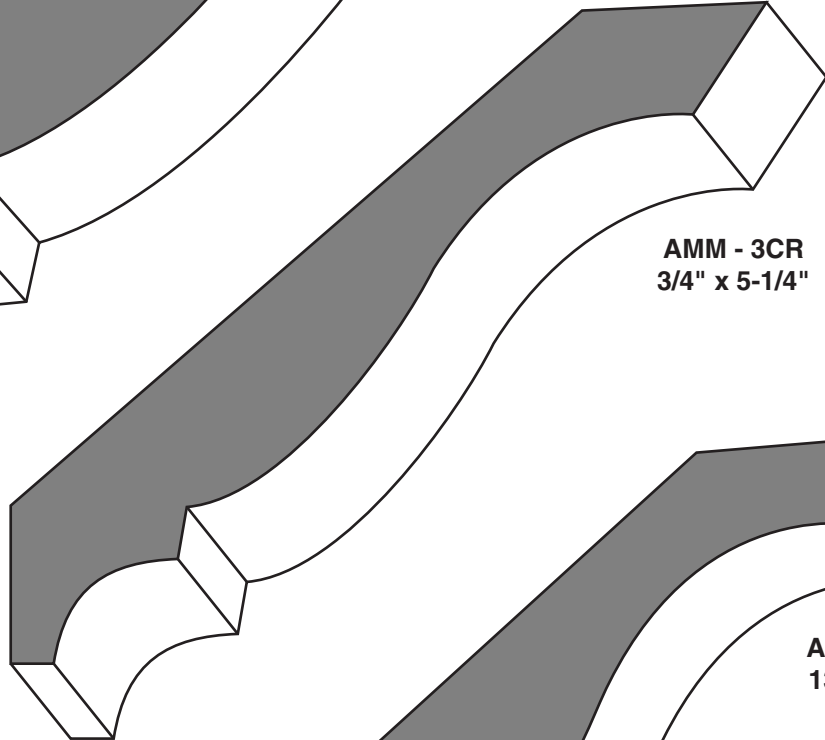
**C  
R  
O  
W  
N**



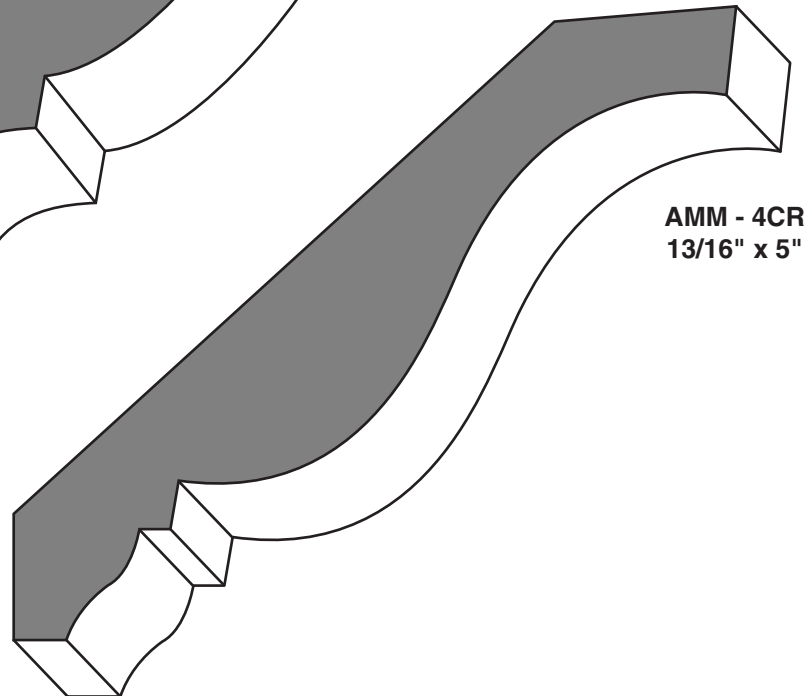
**AMM - 1CR**  
9/16" x 3-1/4"



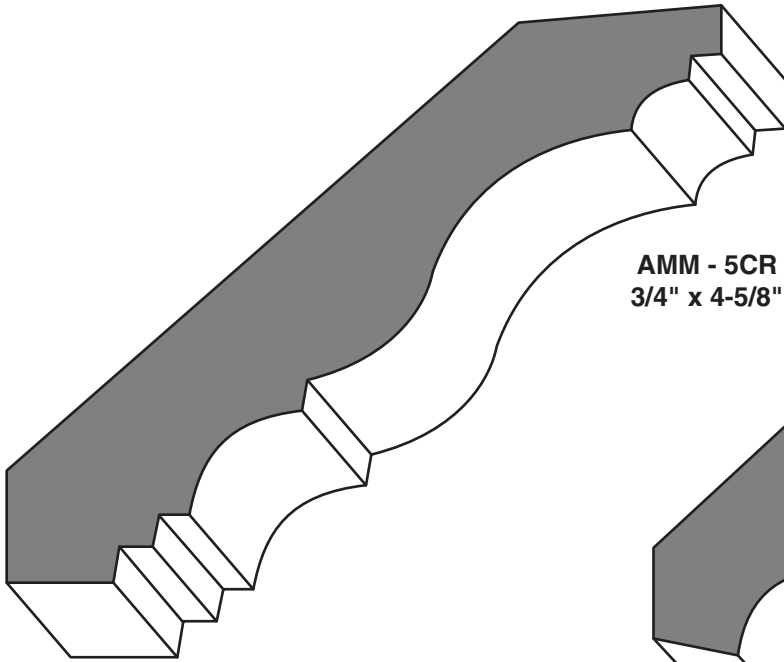
**AMM - 2CR**  
7/8" x 7-1/4"



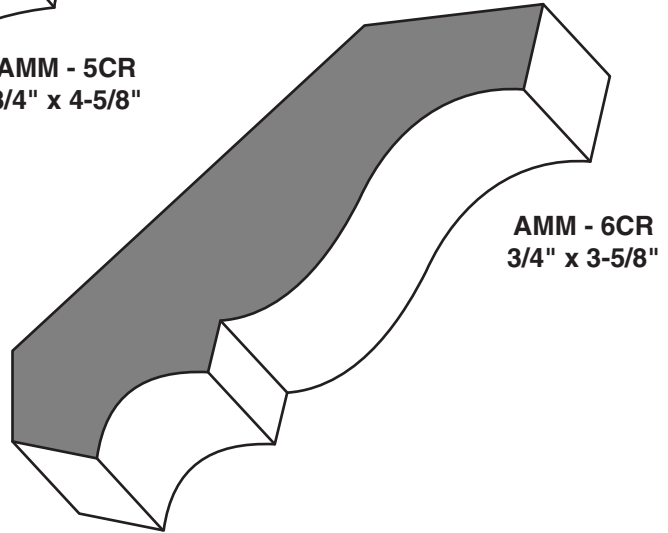
**AMM - 3CR**  
3/4" x 5-1/4"



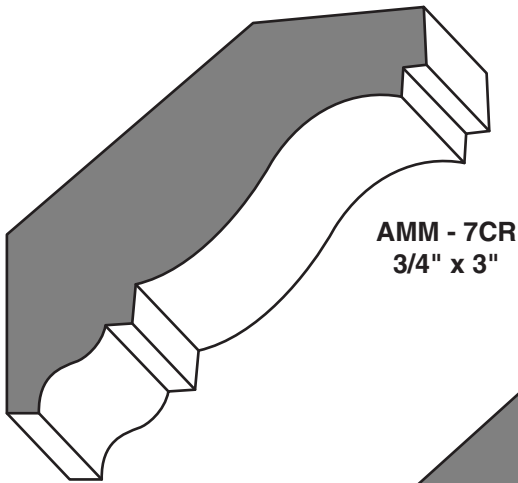
**AMM - 4CR**  
13/16" x 5"



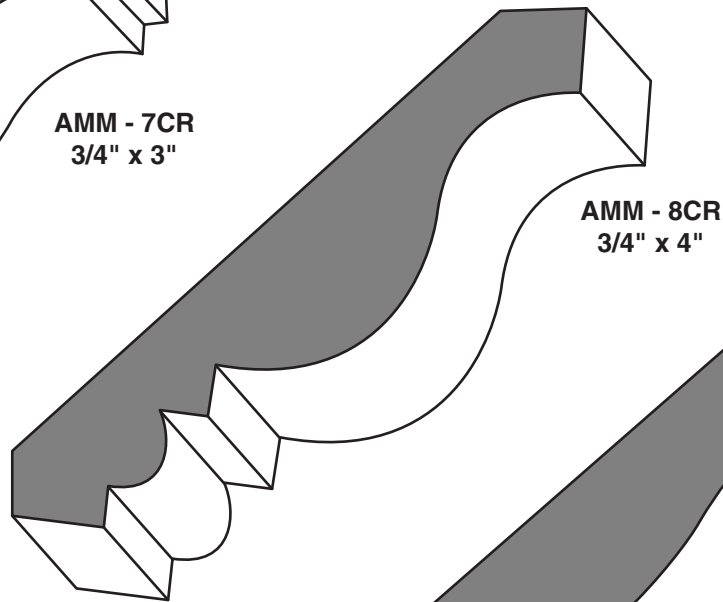
**AMM - 5CR**  
3/4" x 4-5/8"



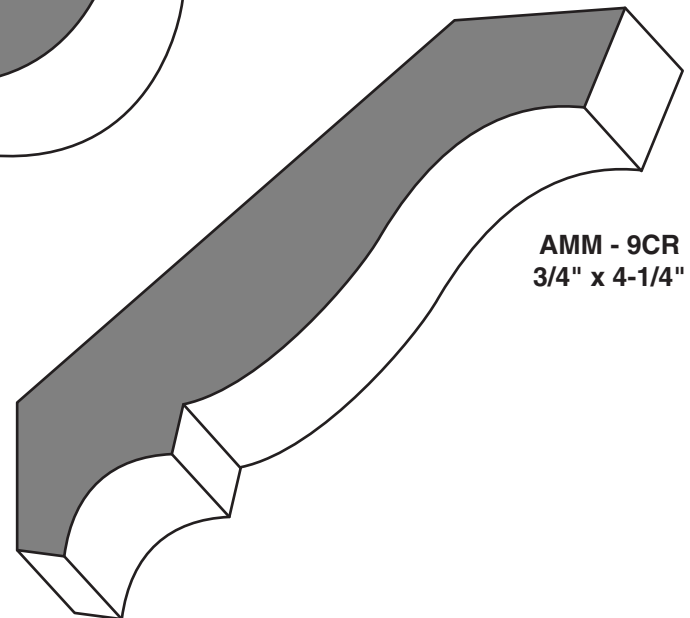
**AMM - 6CR**  
3/4" x 3-5/8"



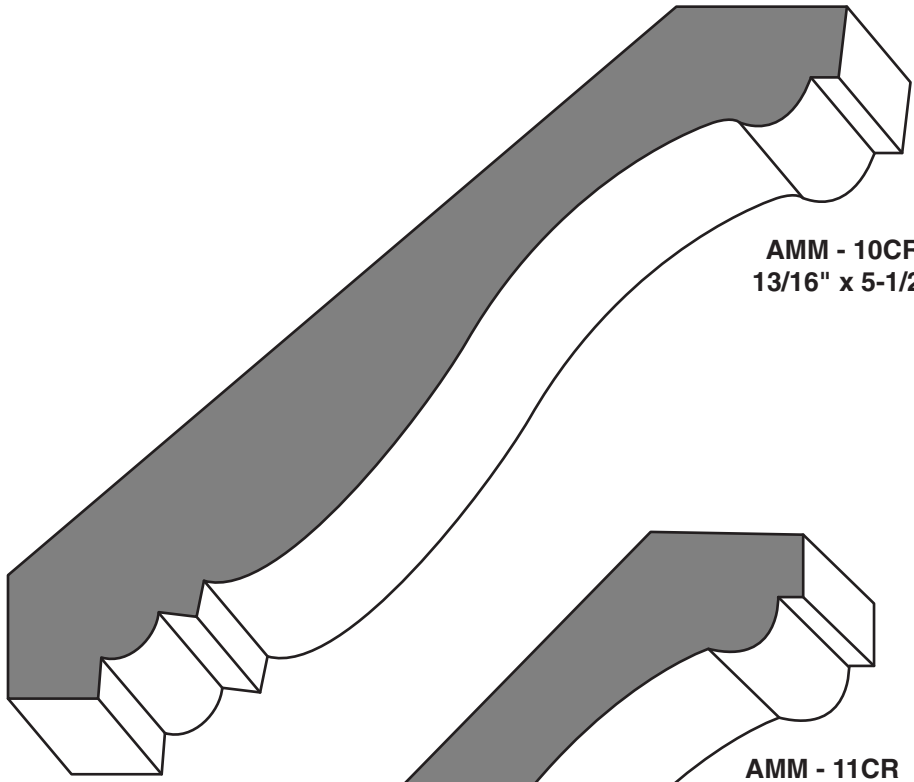
**AMM - 7CR**  
3/4" x 3"



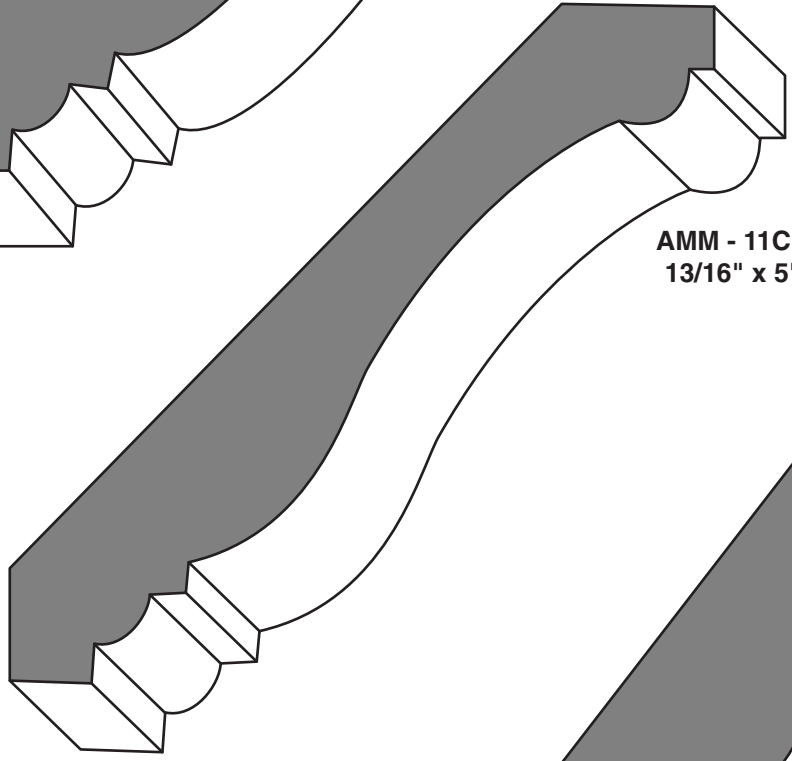
**AMM - 8CR**  
3/4" x 4"



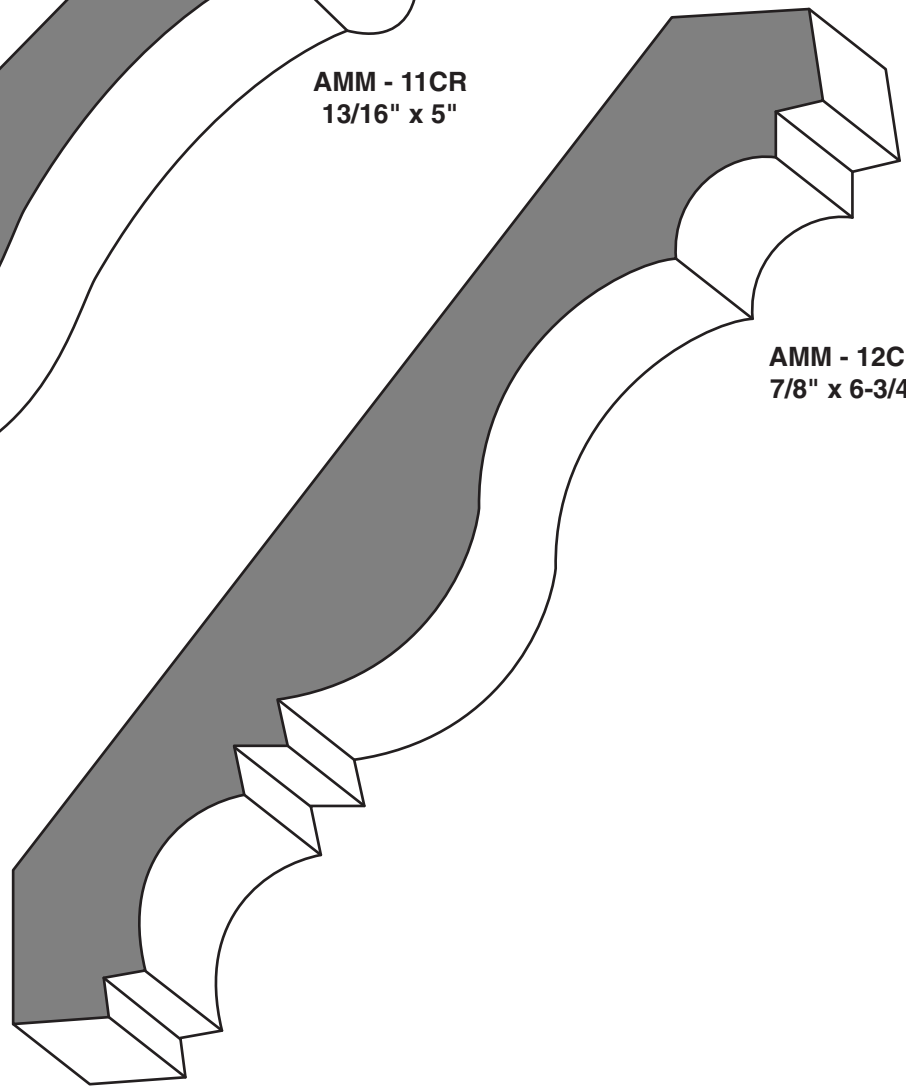
**AMM - 9CR**  
3/4" x 4-1/4"



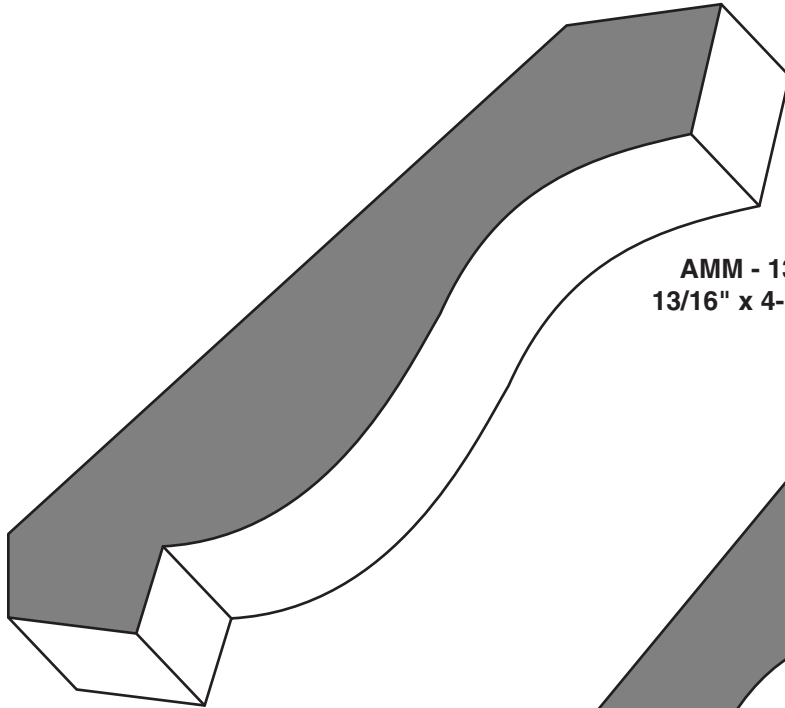
**AMM - 10CR**  
13/16" x 5-1/2"



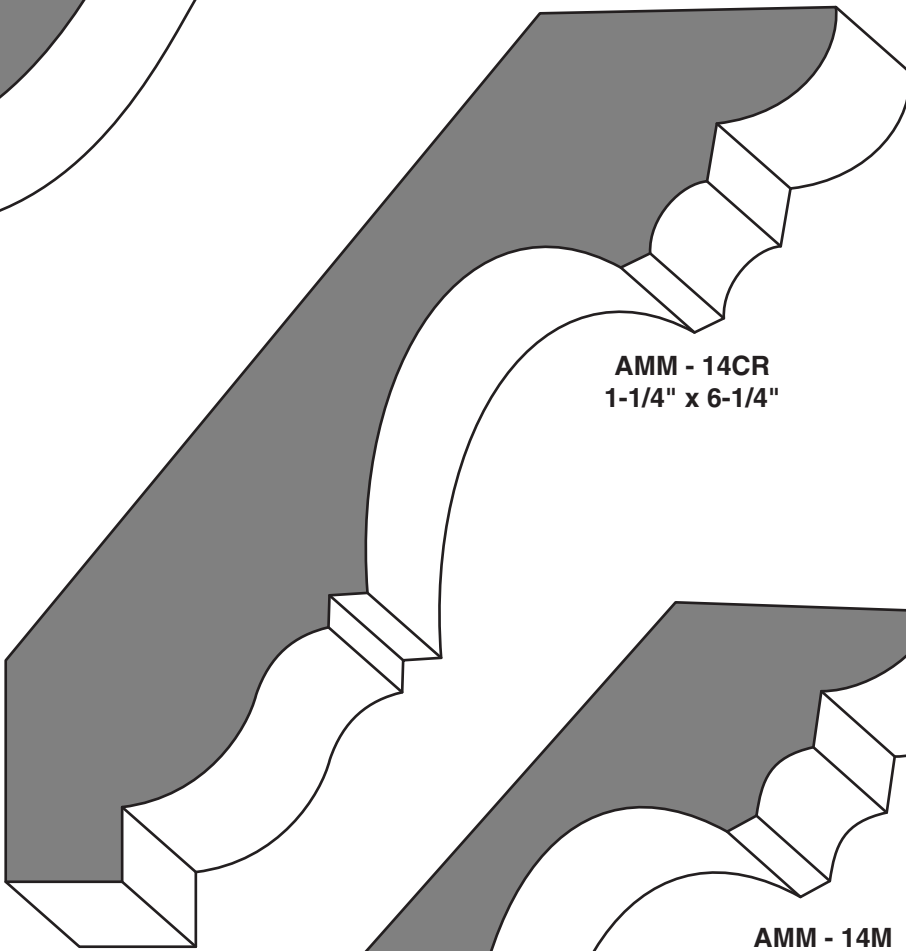
**AMM - 11CR**  
13/16" x 5"



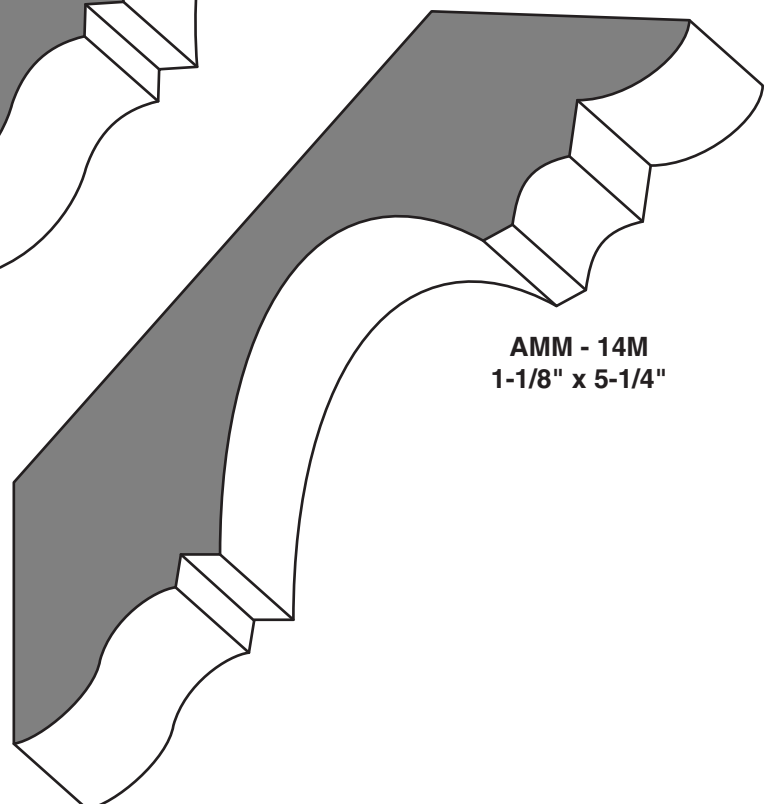
**AMM - 12CR**  
7/8" x 6-3/4"



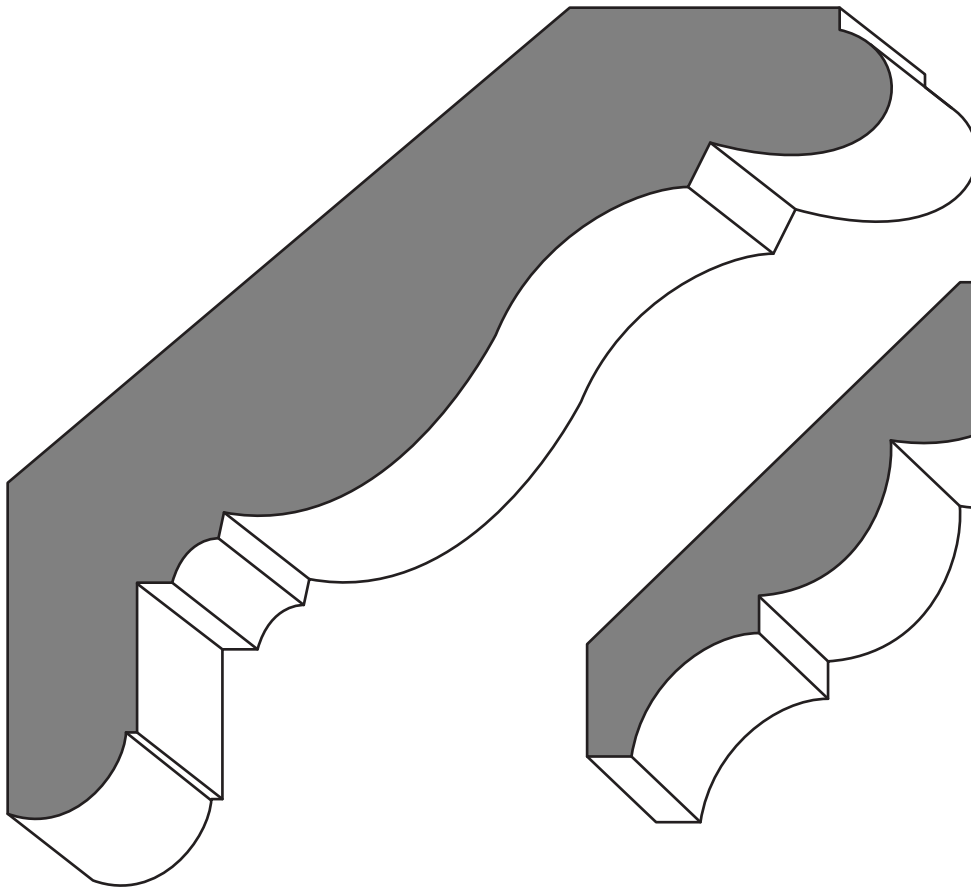
**AMM - 13CR**  
13/16" x 4-13/16"



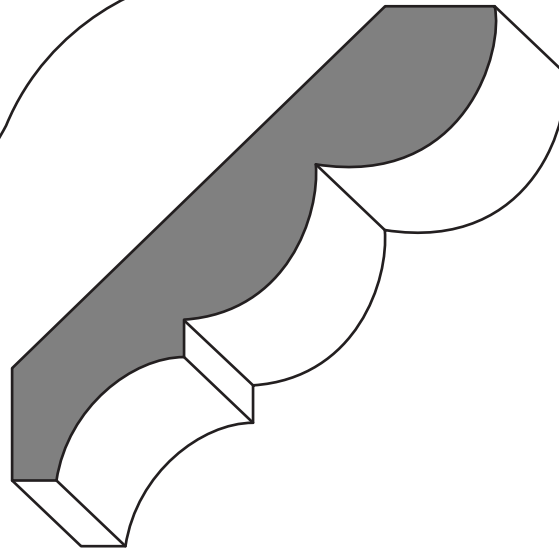
**AMM - 14CR**  
1-1/4" x 6-1/4"



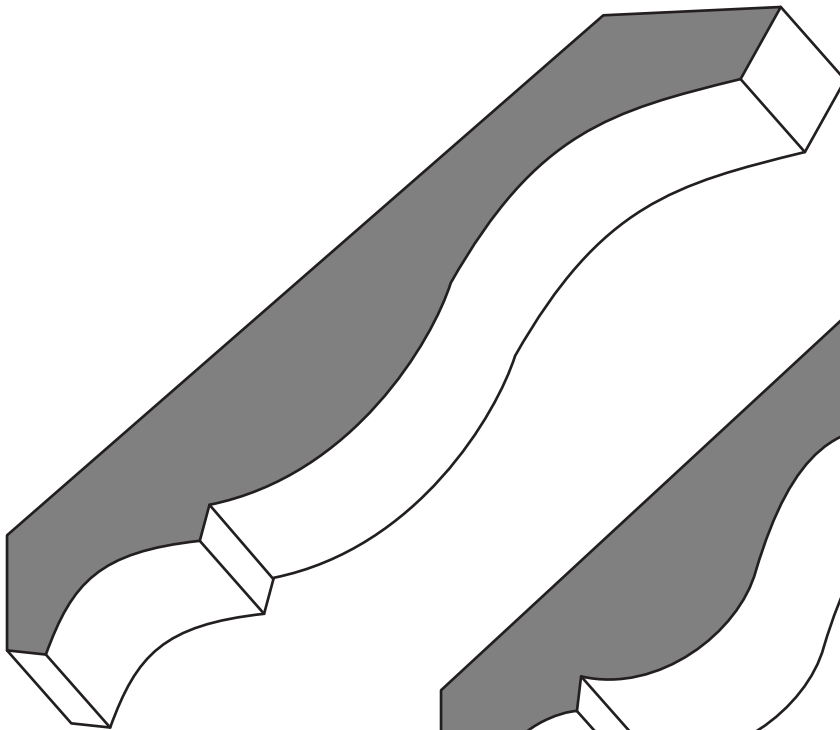
**AMM - 14M**  
1-1/8" x 5-1/4"



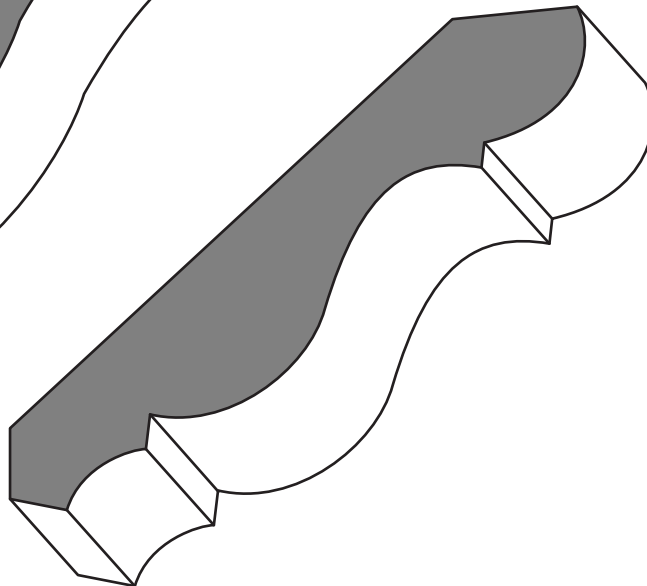
**AMM - 15CR**  
1-1/2" x 6"



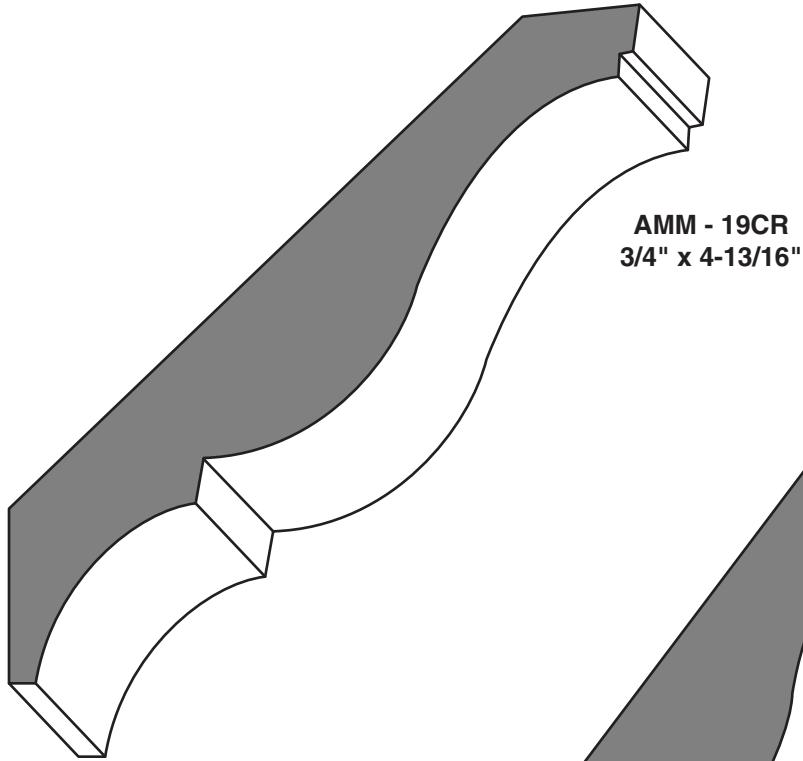
**AMM - 17CR**  
5/8" x 3-1/2"



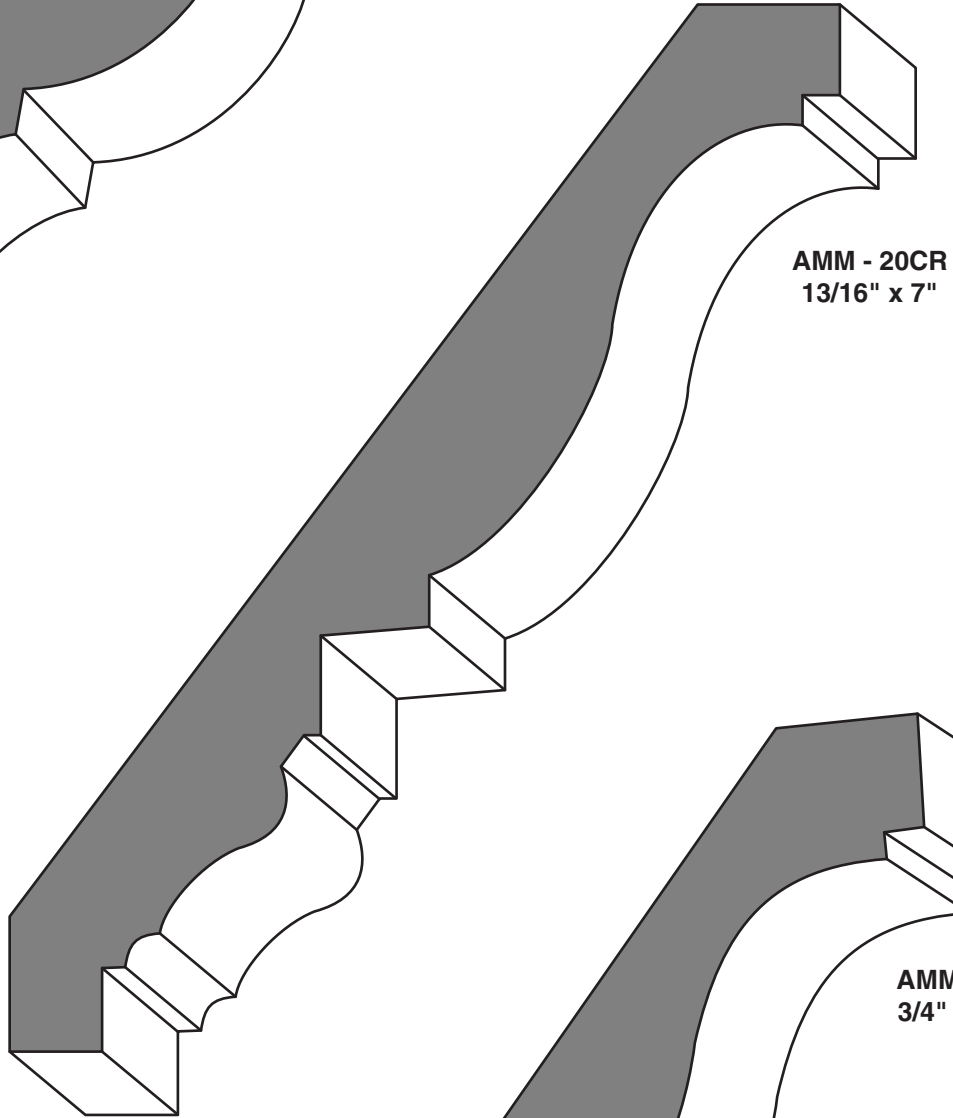
**AMM - 16CR**  
3/4" x 5-1/4"



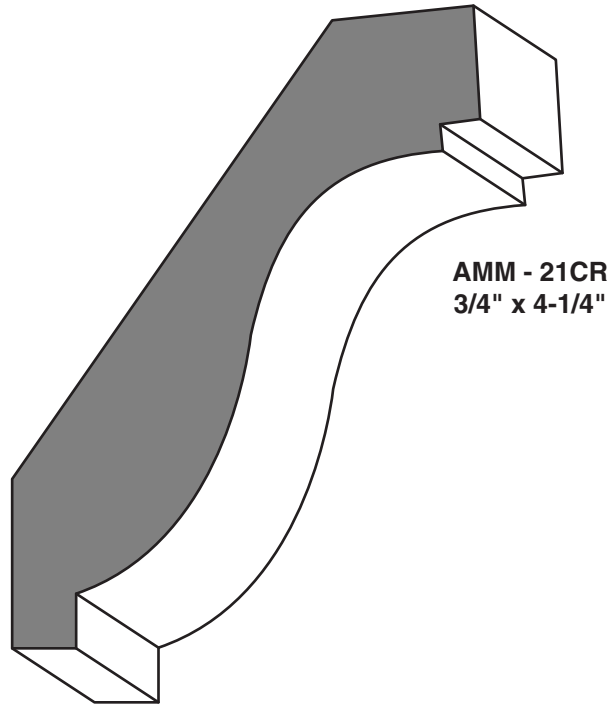
**AMM - 18CR**  
3/4" x 3-15/16"



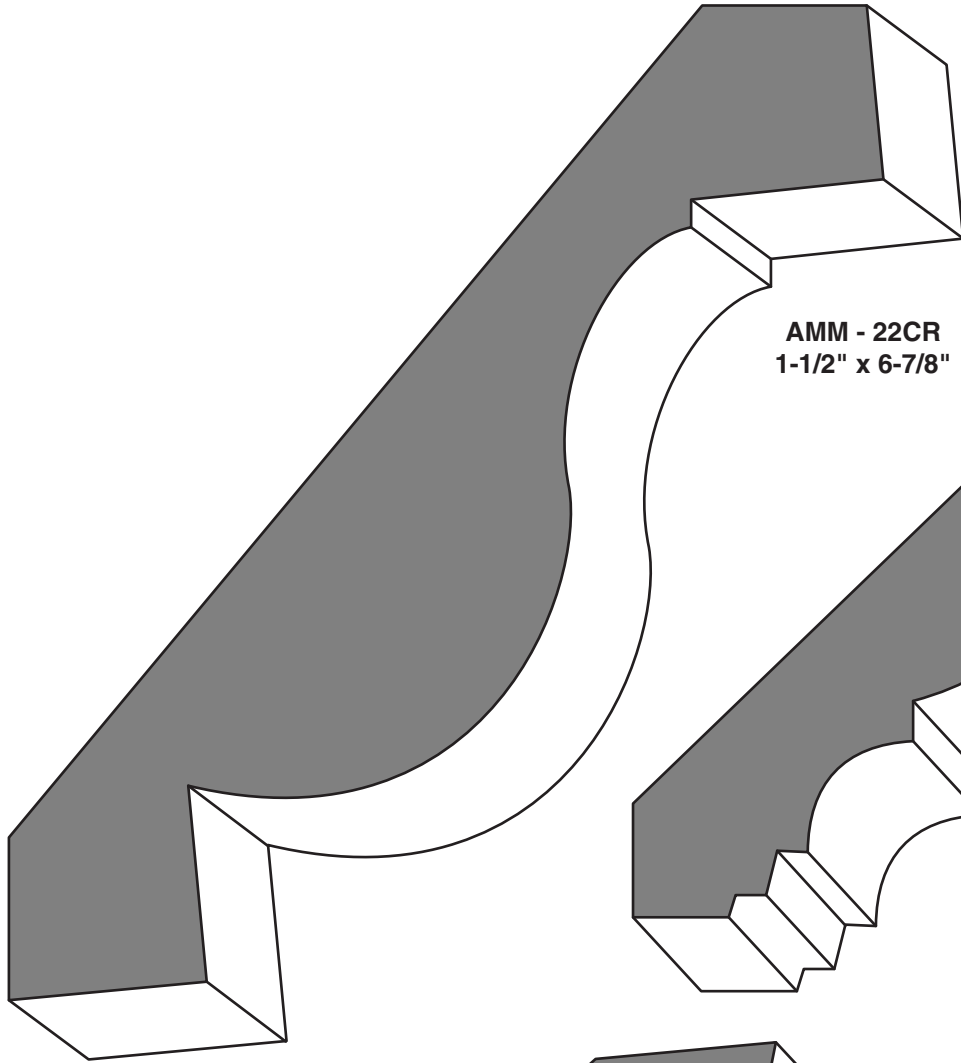
**AMM - 19CR**  
**3/4" x 4-13/16"**



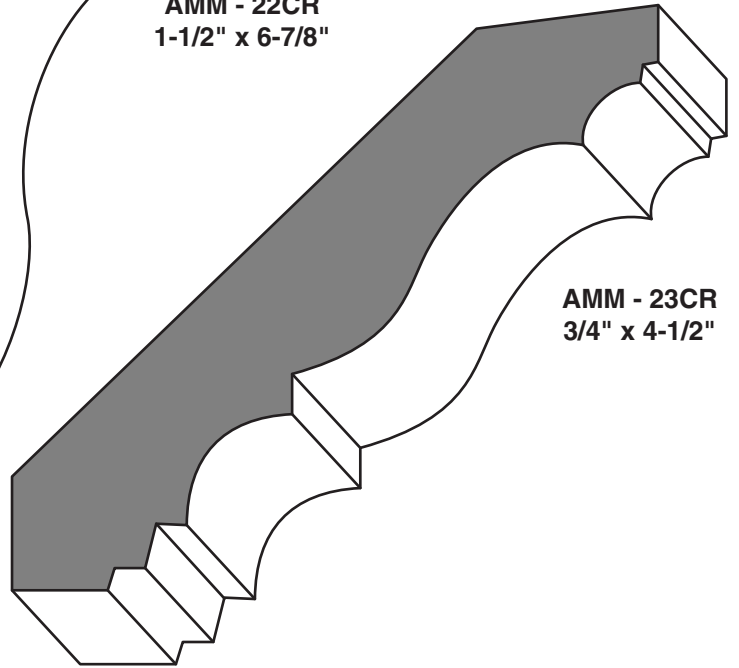
**AMM - 20CR**  
**13/16" x 7"**



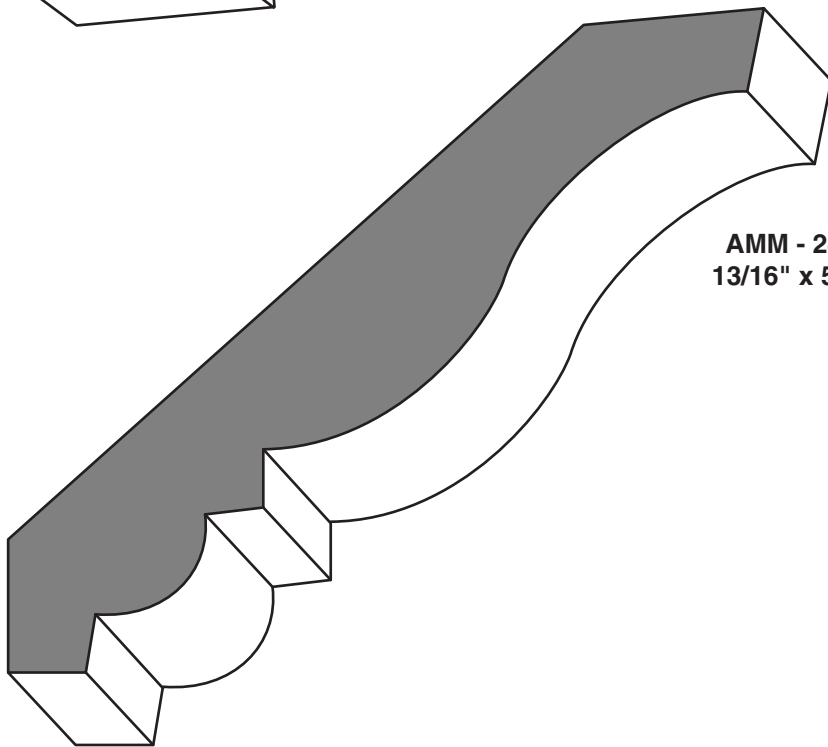
**AMM - 21CR**  
**3/4" x 4-1/4"**



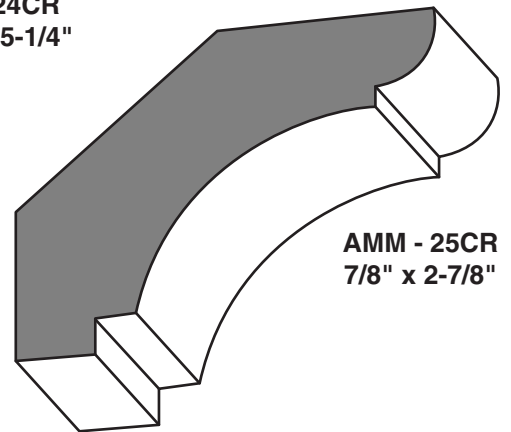
**AMM - 22CR**  
1-1/2" x 6-7/8"



**AMM - 23CR**  
3/4" x 4-1/2"

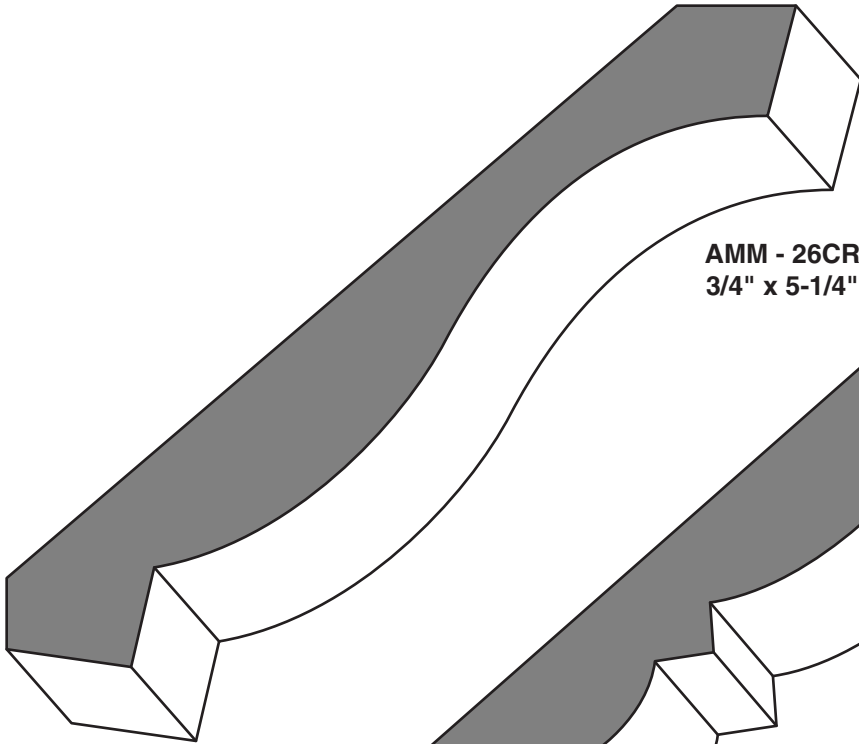


**AMM - 24CR**  
13/16" x 5-1/4"

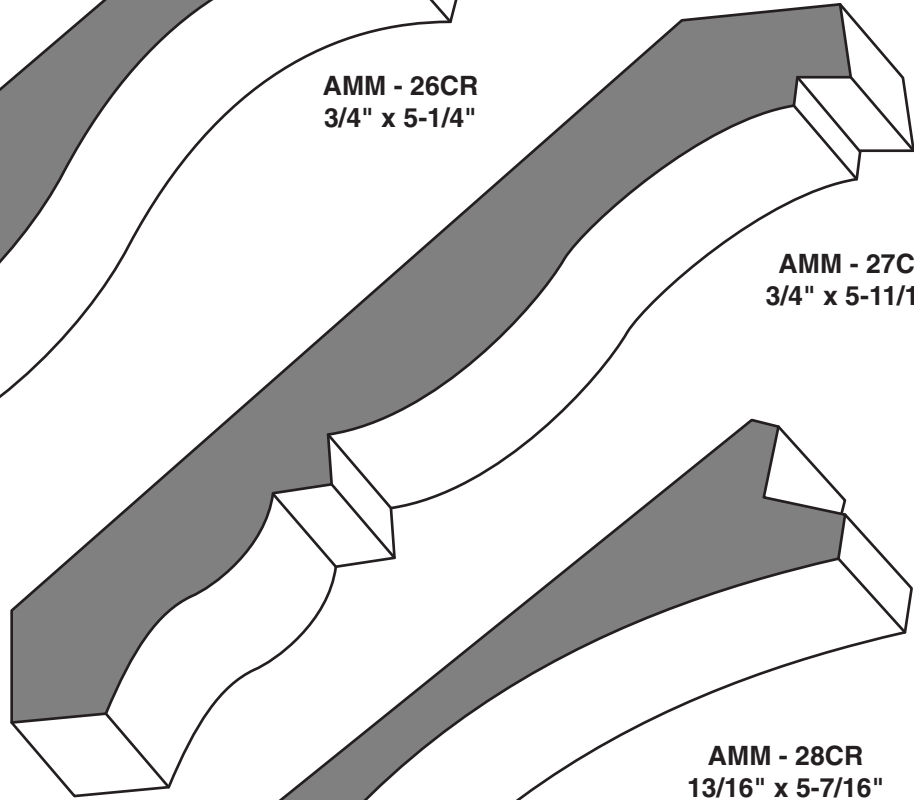


**AMM - 25CR**  
7/8" x 2-7/8"

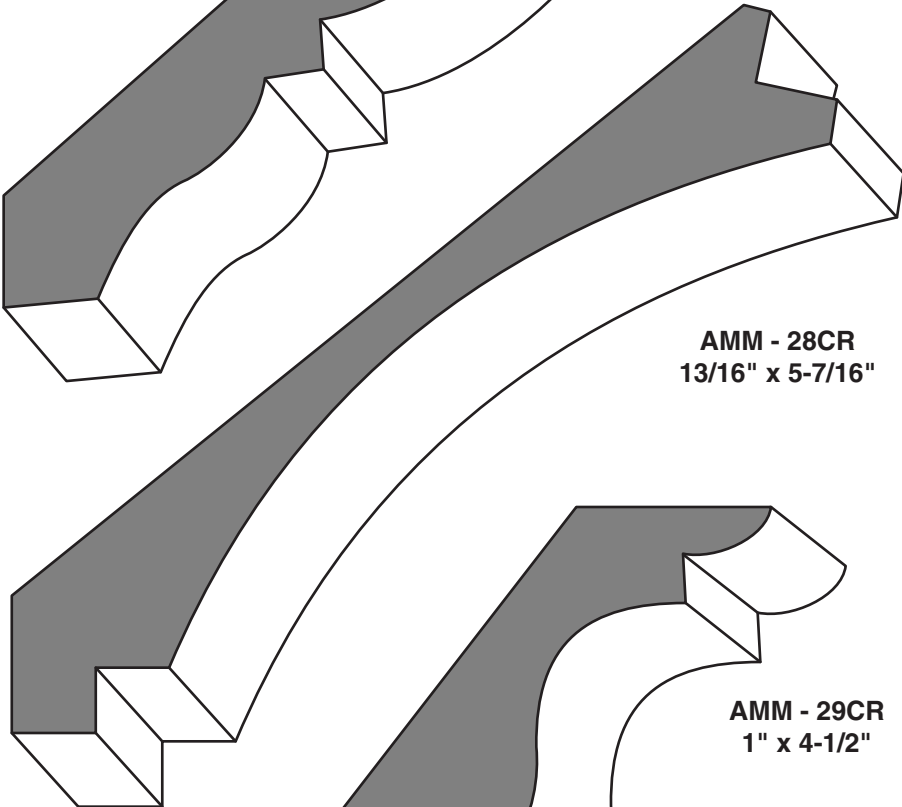




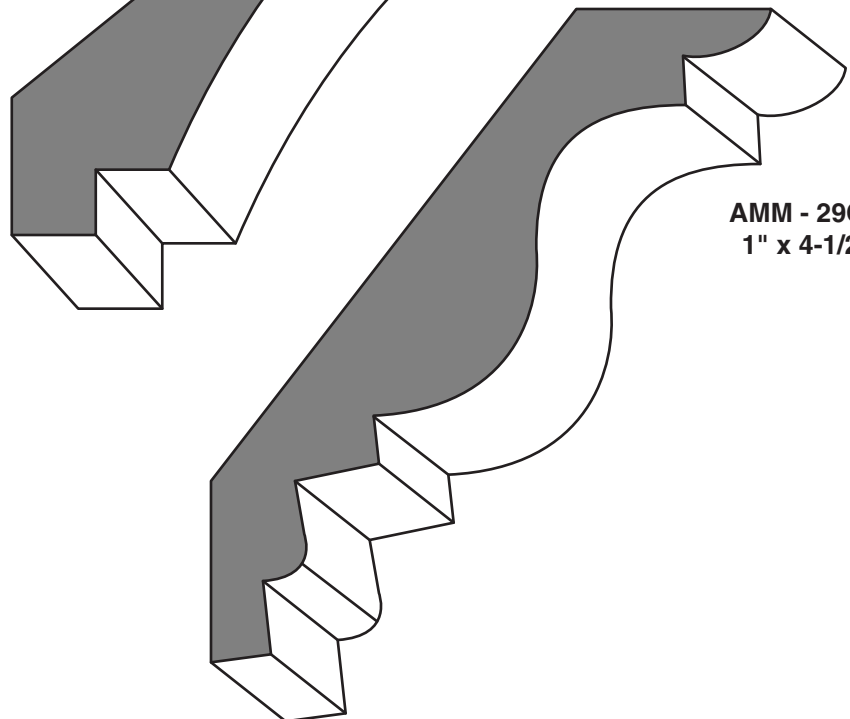
**AMM - 26CR**  
3/4" x 5-1/4"



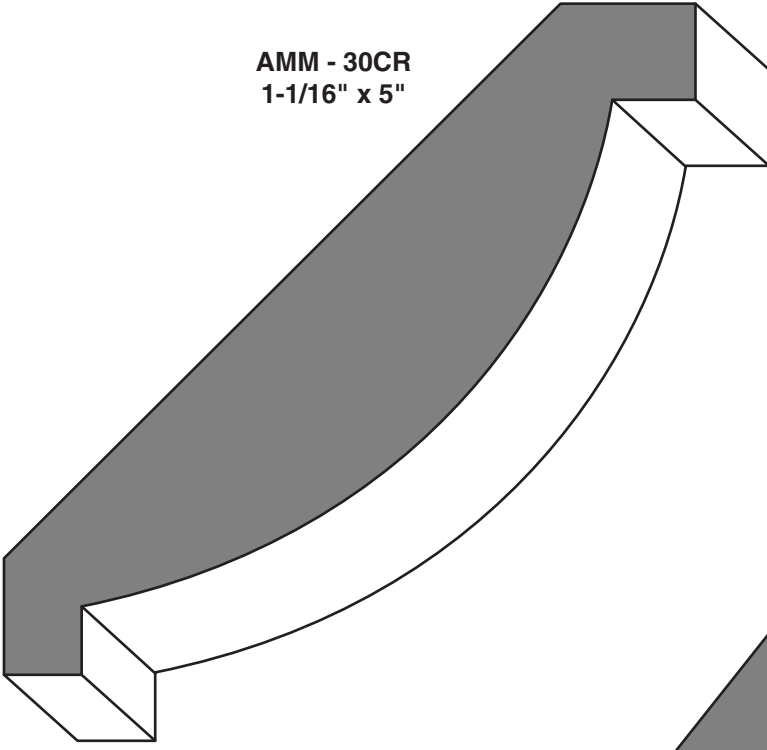
**AMM - 27CR**  
3/4" x 5-11/16"



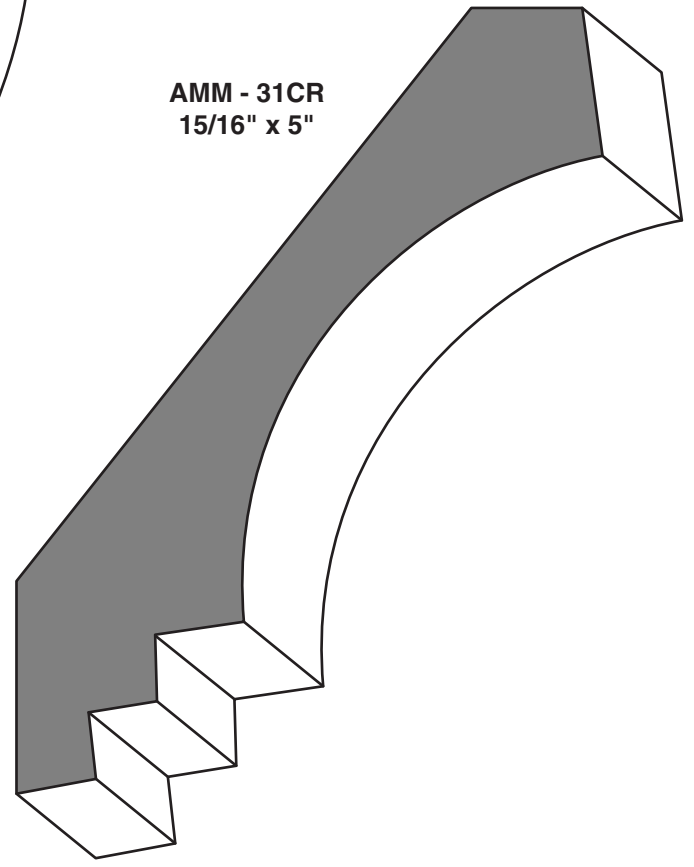
**AMM - 28CR**  
13/16" x 5-7/16"



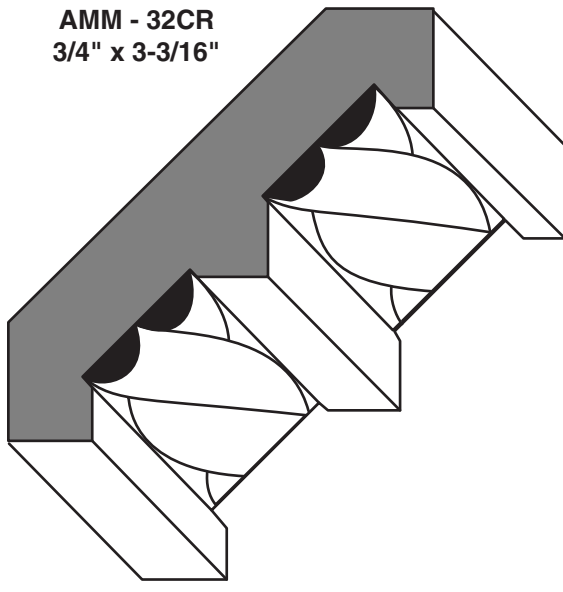
**AMM - 29CR**  
1" x 4-1/2"



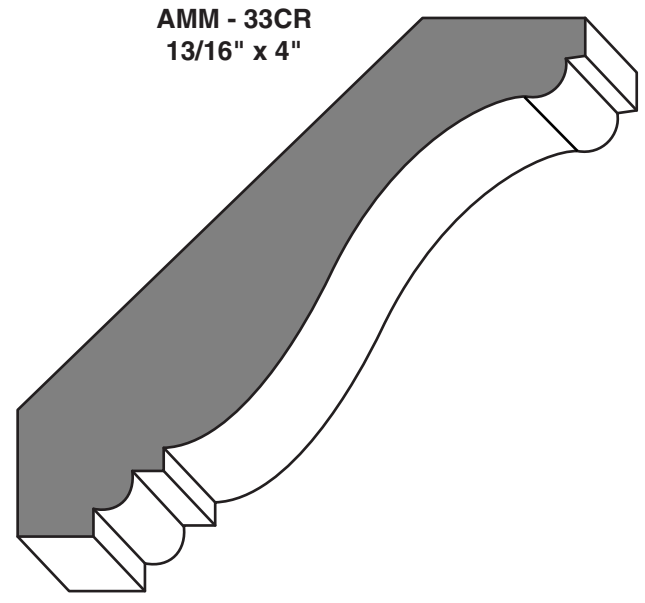
**AMM - 30CR**  
1-1/16" x 5"



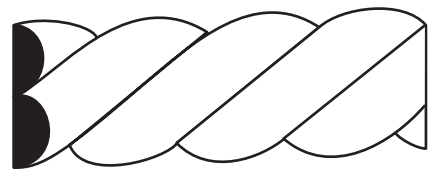
**AMM - 31CR**  
15/16" x 5"



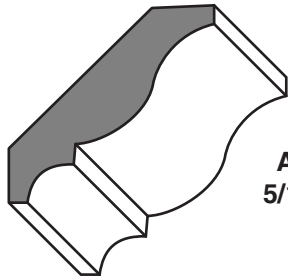
**AMM - 32CR**  
3/4" x 3-3/16"



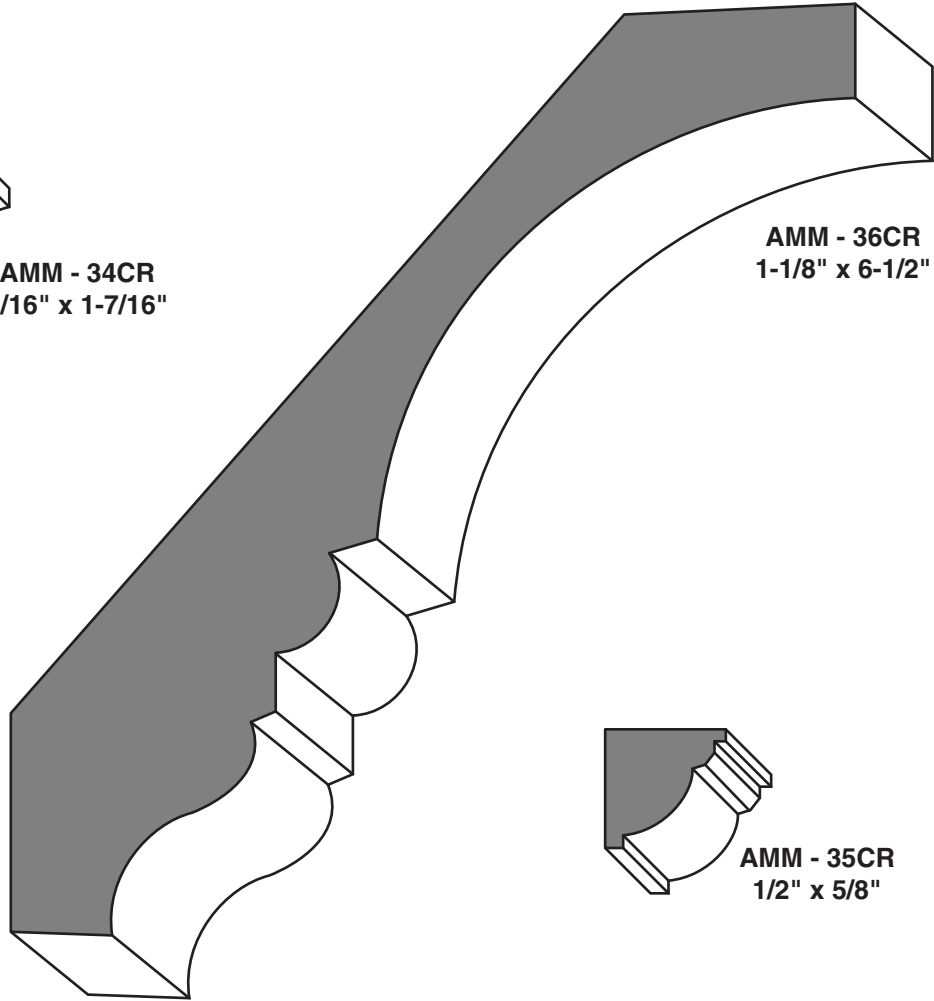
**AMM - 33CR**  
13/16" x 4"



**AMM - 3 ROPE**  
3/4"



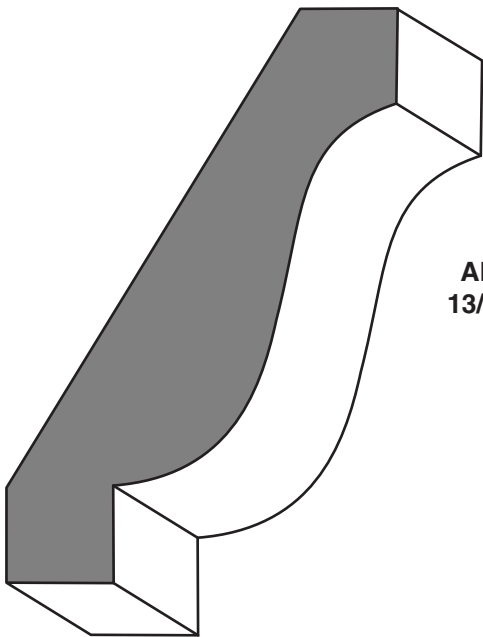
**AMM - 34CR**  
5/16" x 1-7/16"



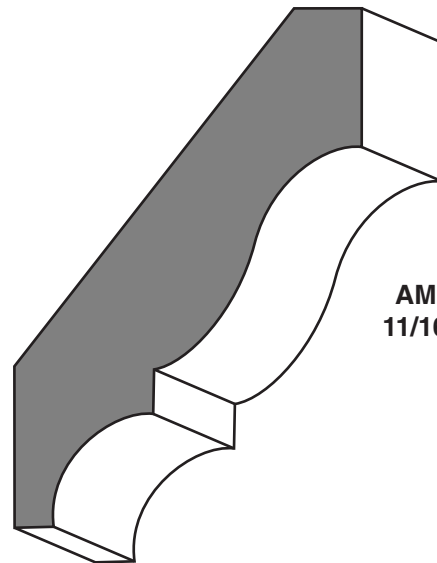
**AMM - 36CR**  
1-1/8" x 6-1/2"



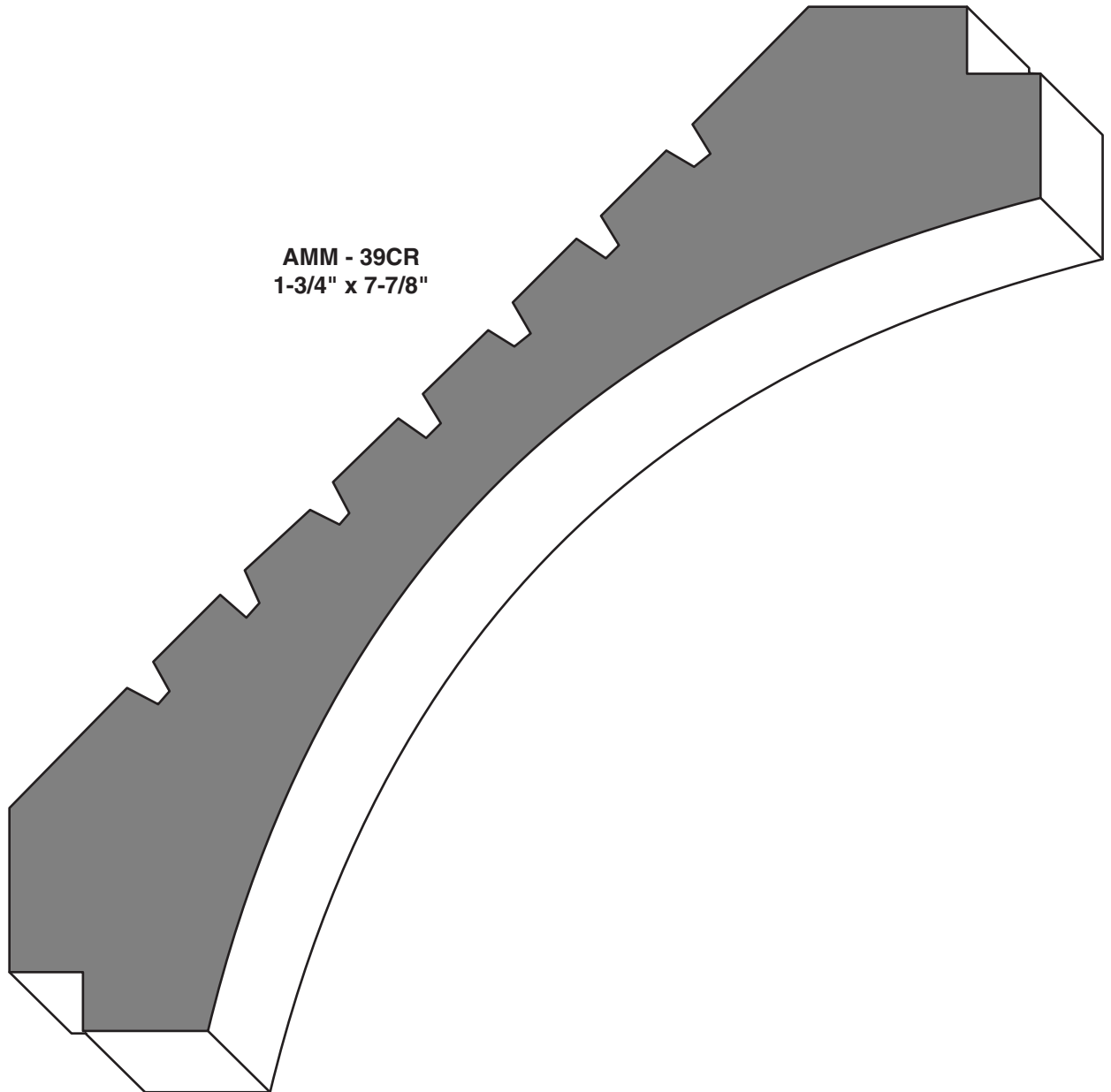
**AMM - 35CR**  
1/2" x 5/8"



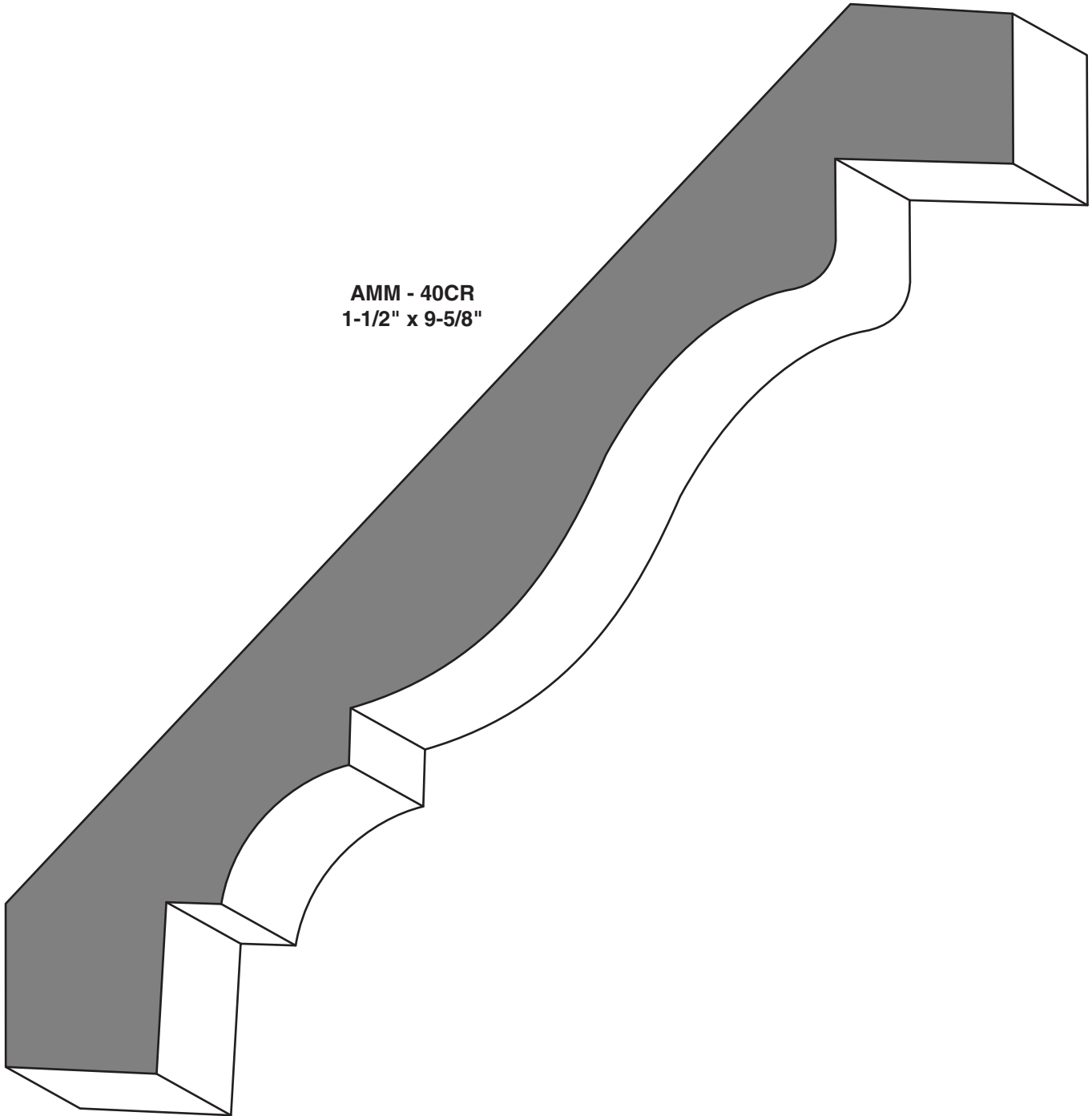
**AMM - 37CR**  
13/16" x 3-5/8"



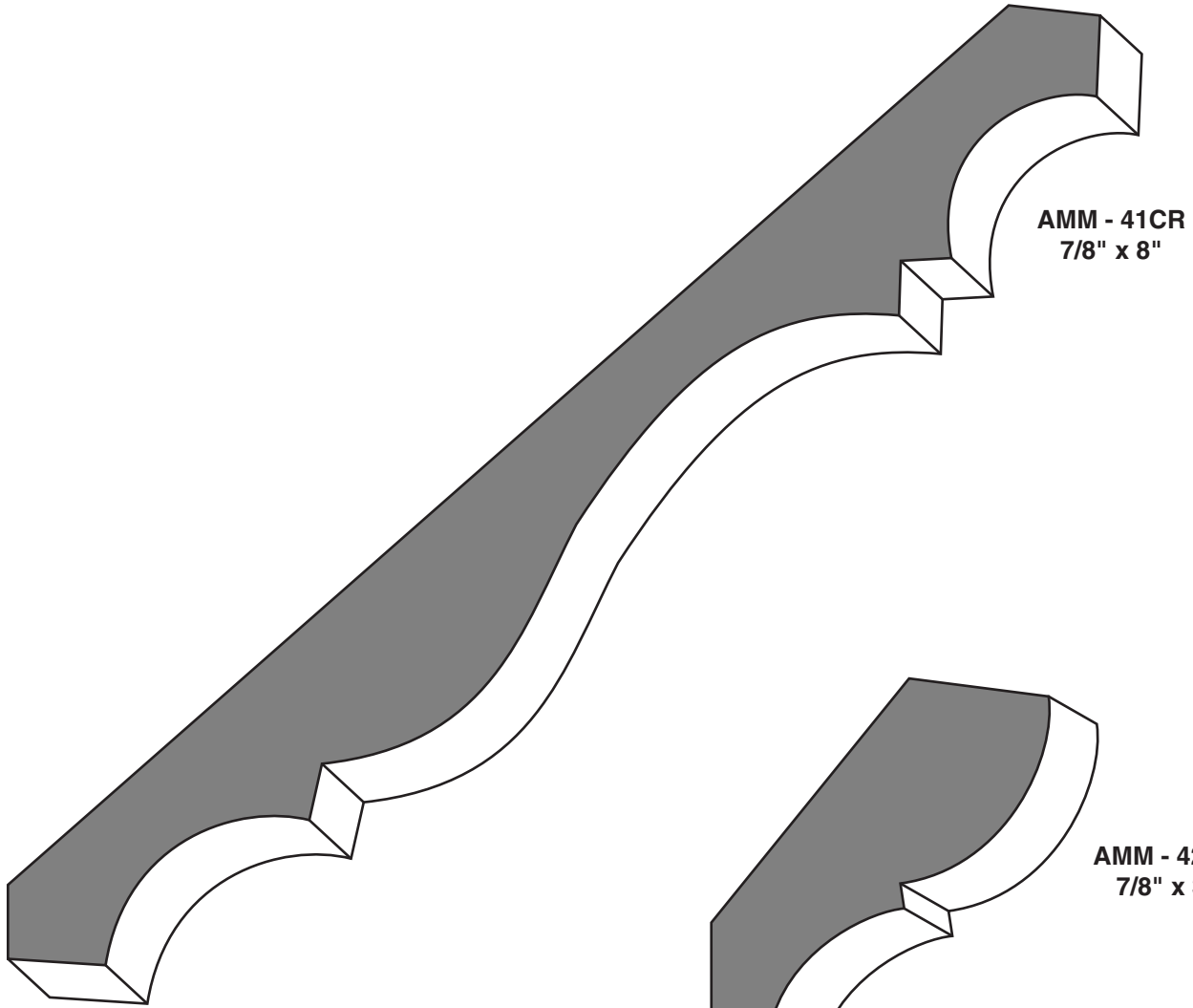
**AMM - 38CR**  
11/16" x 3-1/4"



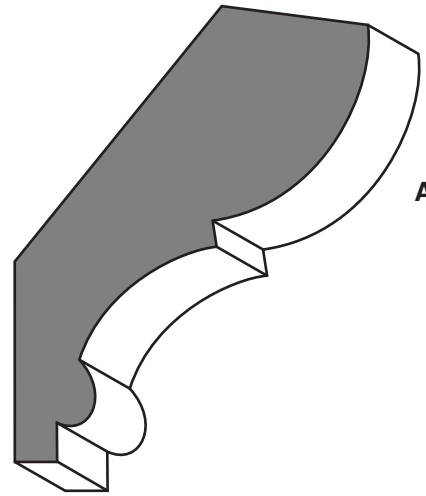
**AMM - 39CR**  
**1-3/4" x 7-7/8"**



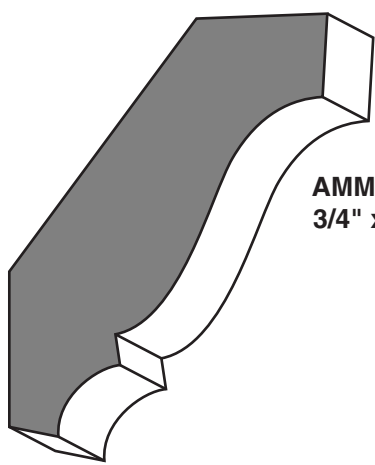
AMM - 40CR  
1-1/2" x 9-5/8"



**AMM - 41CR**  
7/8" x 8"

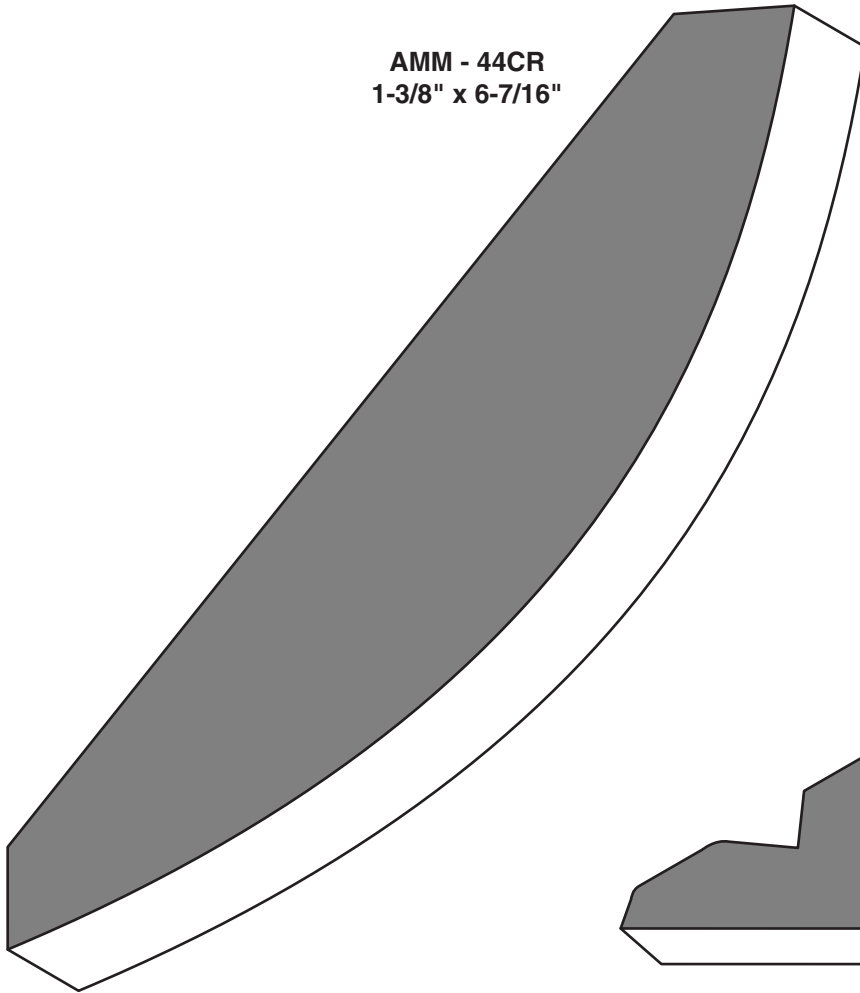


**AMM - 42CR**  
7/8" x 3"

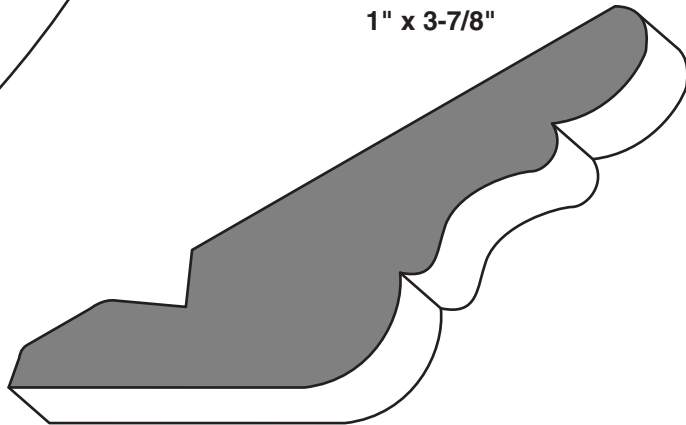


**AMM - 43CR**  
3/4" x 2-3/4"

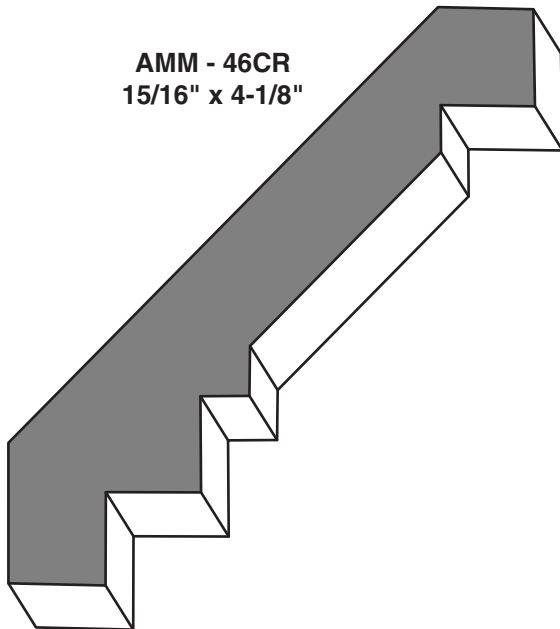
AMM - 44CR  
1-3/8" x 6-7/16"

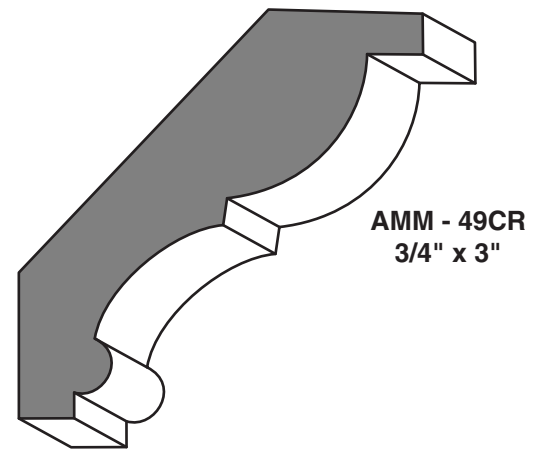
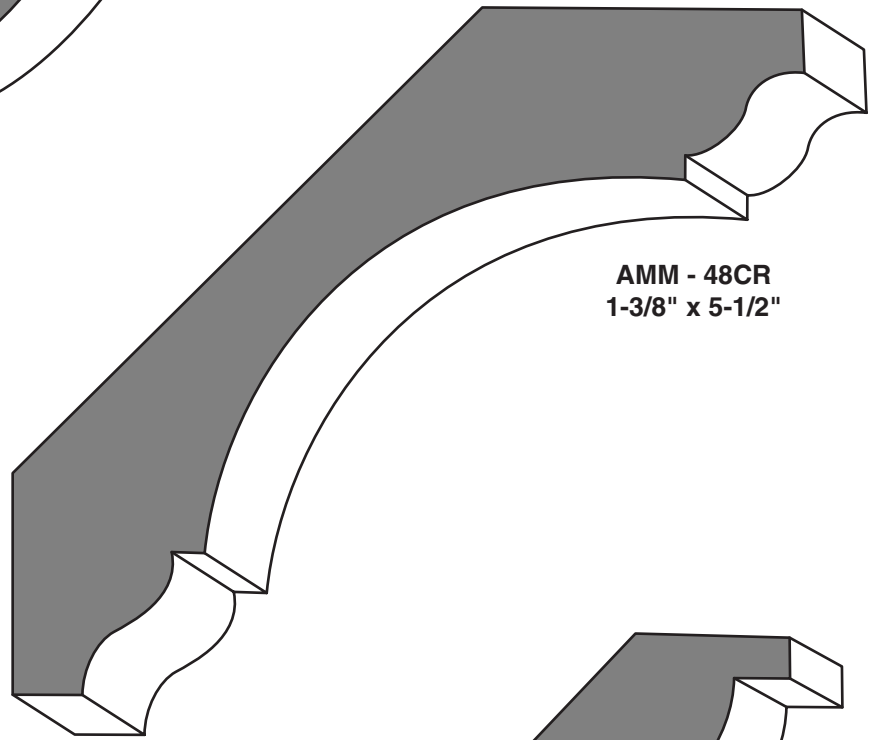
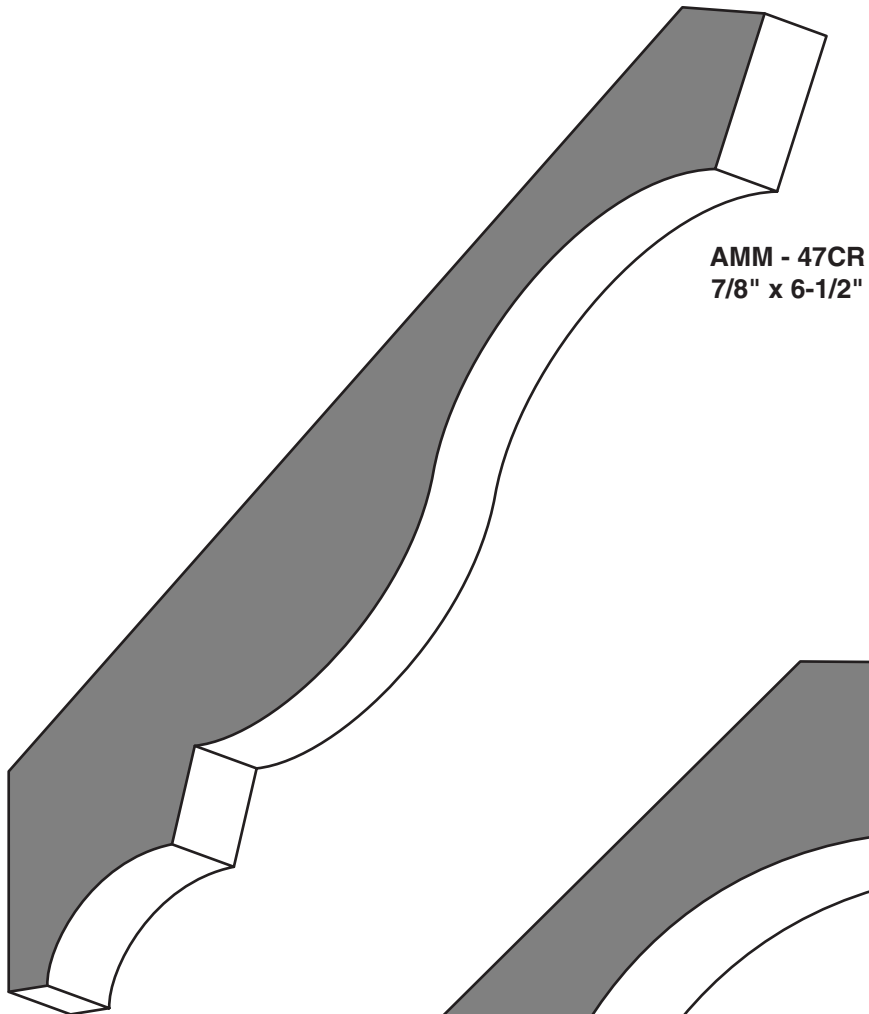


AMM - 45CR  
1" x 3-7/8"



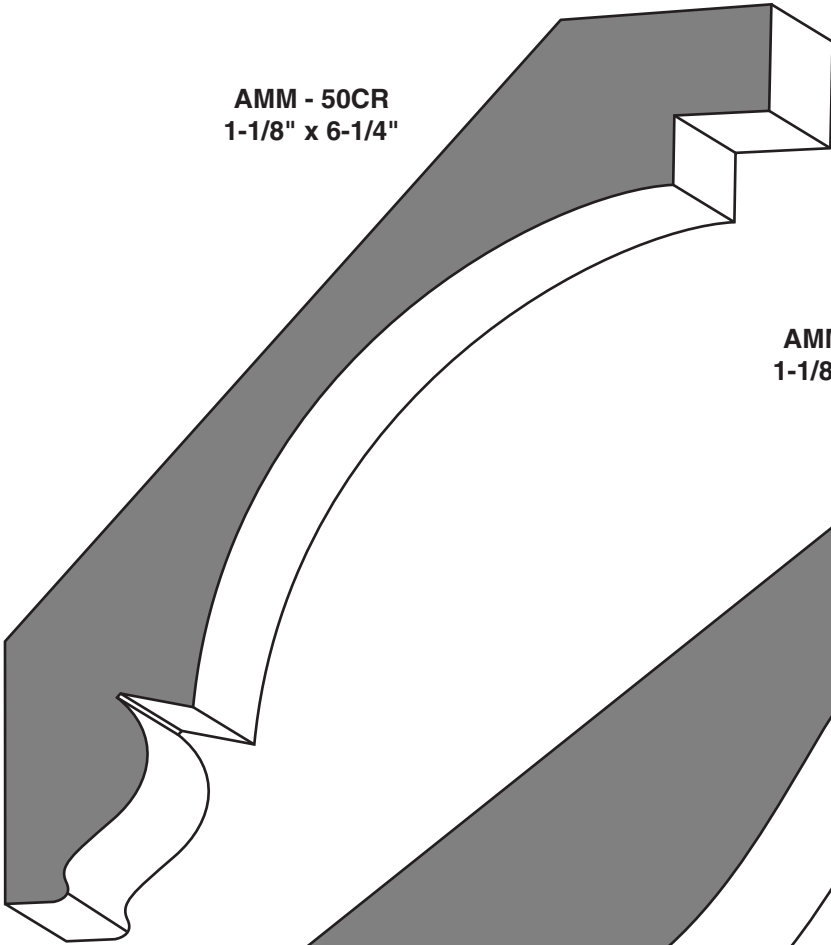
AMM - 46CR  
15/16" x 4-1/8"



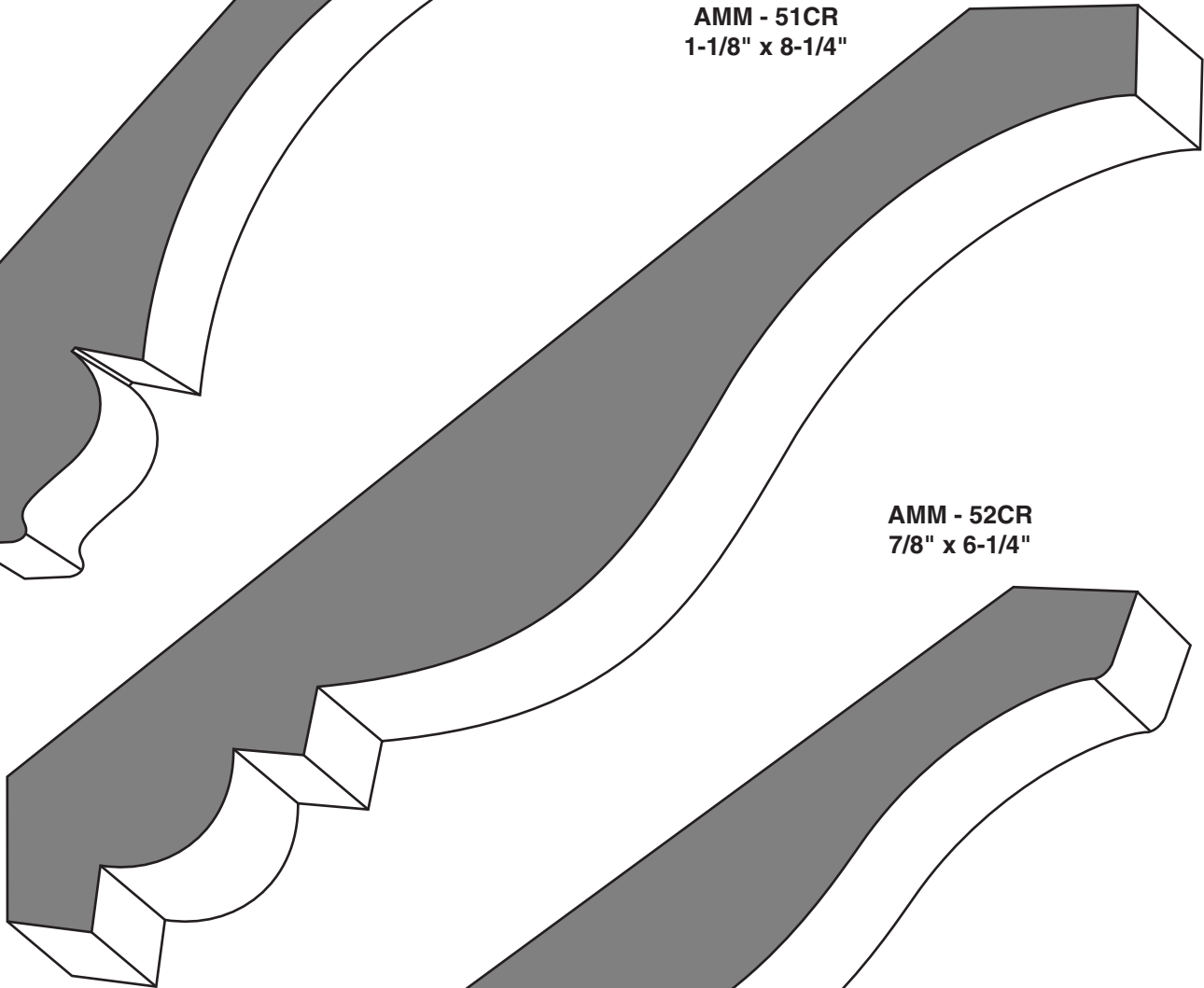




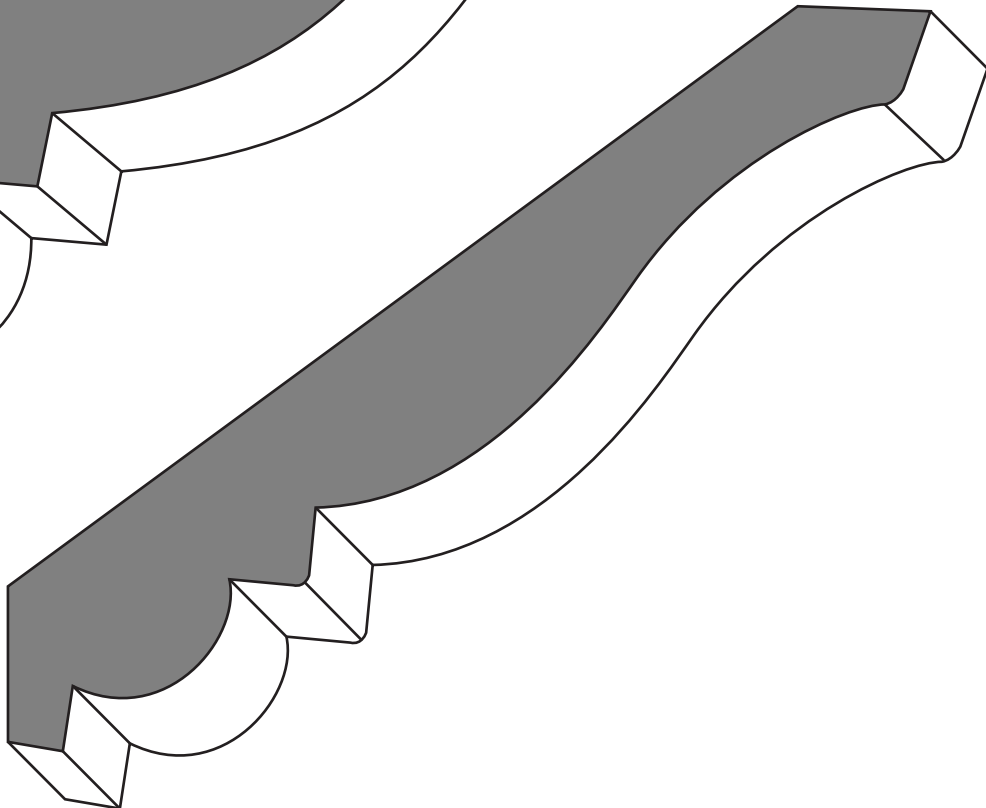
**AMM - 50CR**  
1-1/8" x 6-1/4"



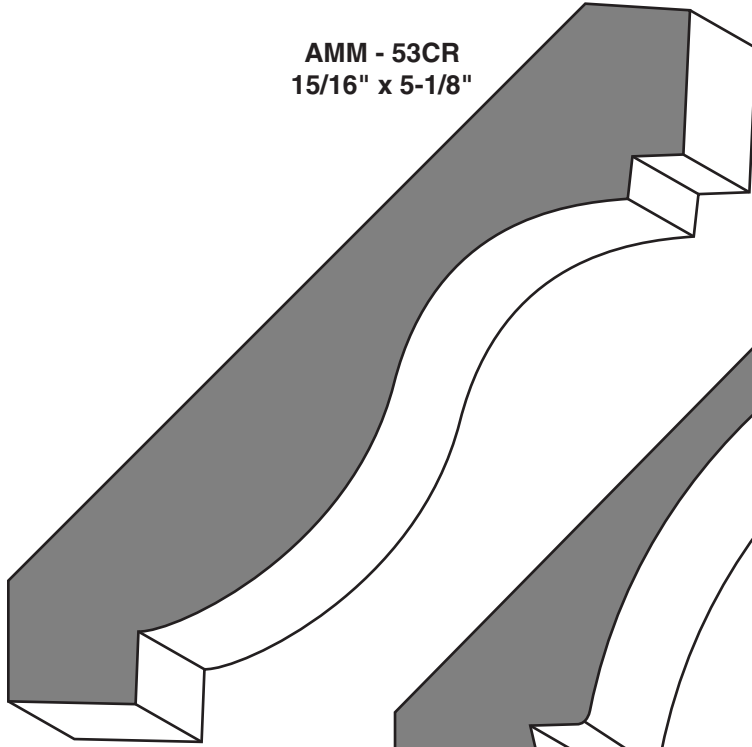
**AMM - 51CR**  
1-1/8" x 8-1/4"



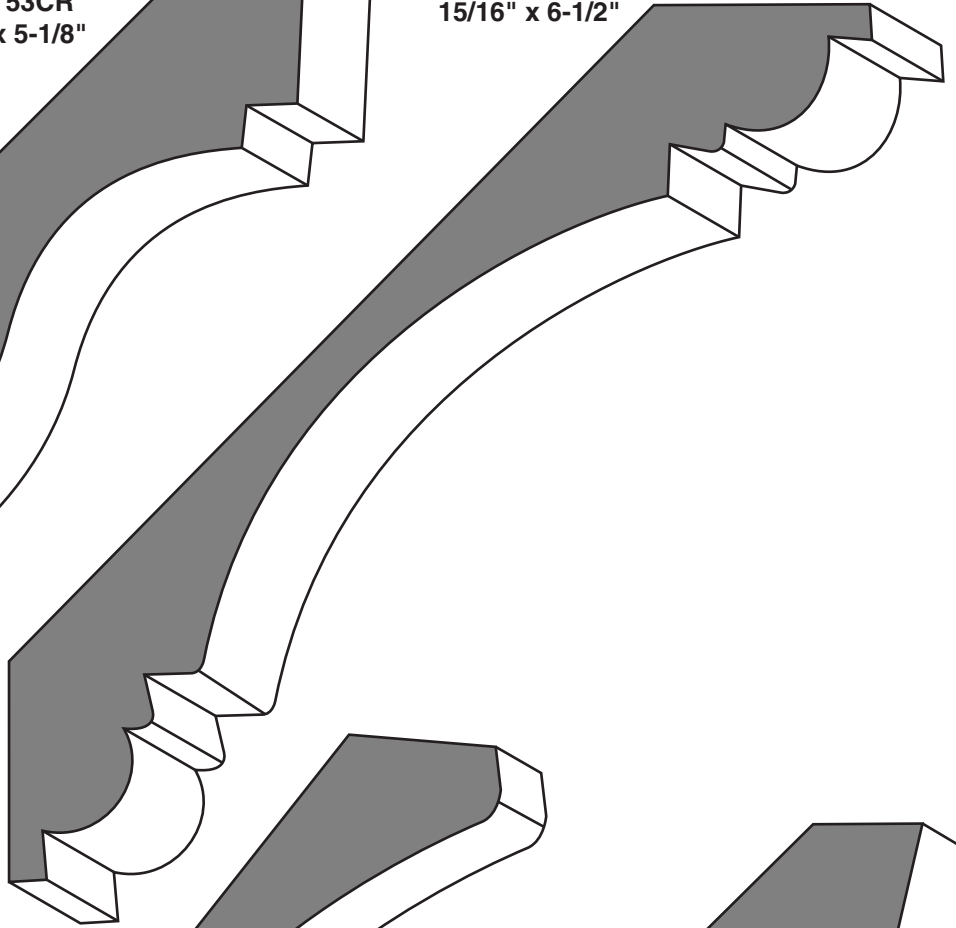
**AMM - 52CR**  
7/8" x 6-1/4"



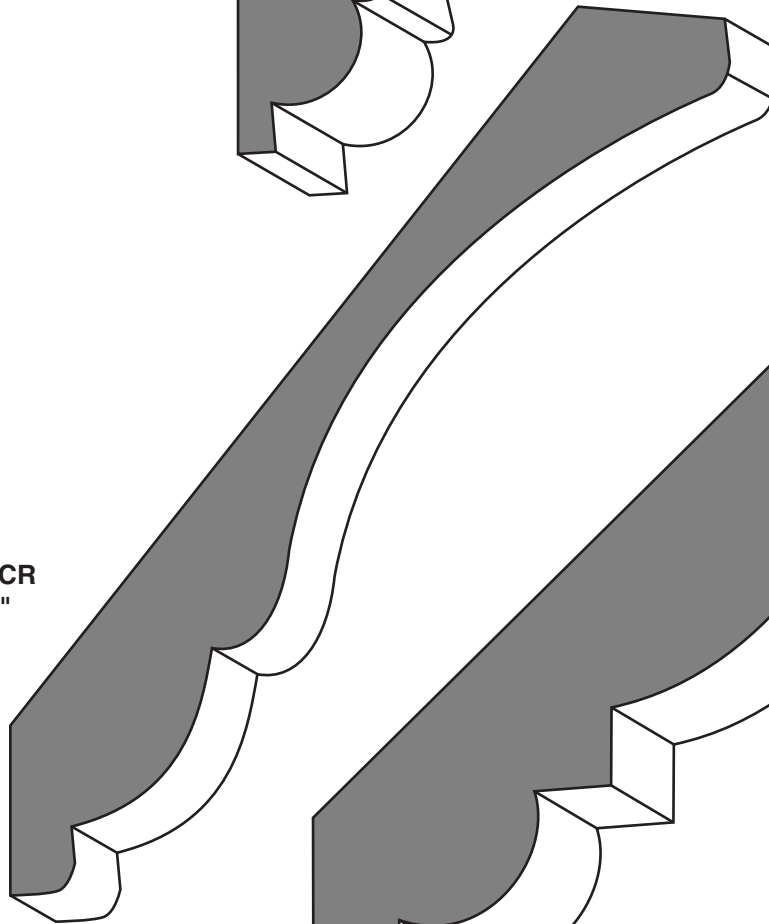
**AMM - 53CR**  
15/16" x 5-1/8"



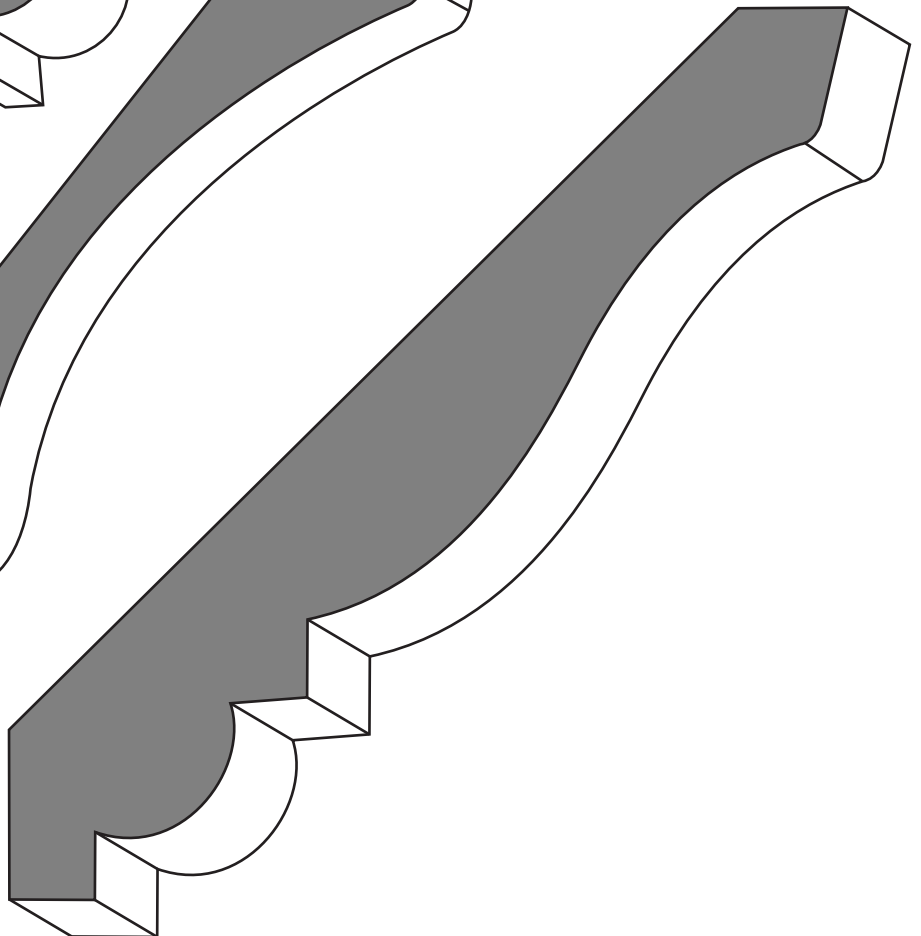
**AMM - 54CR**  
15/16" x 6-1/2"

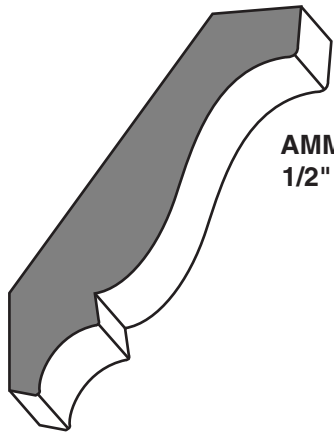


**AMM - 55CR**  
7/8" x 6"

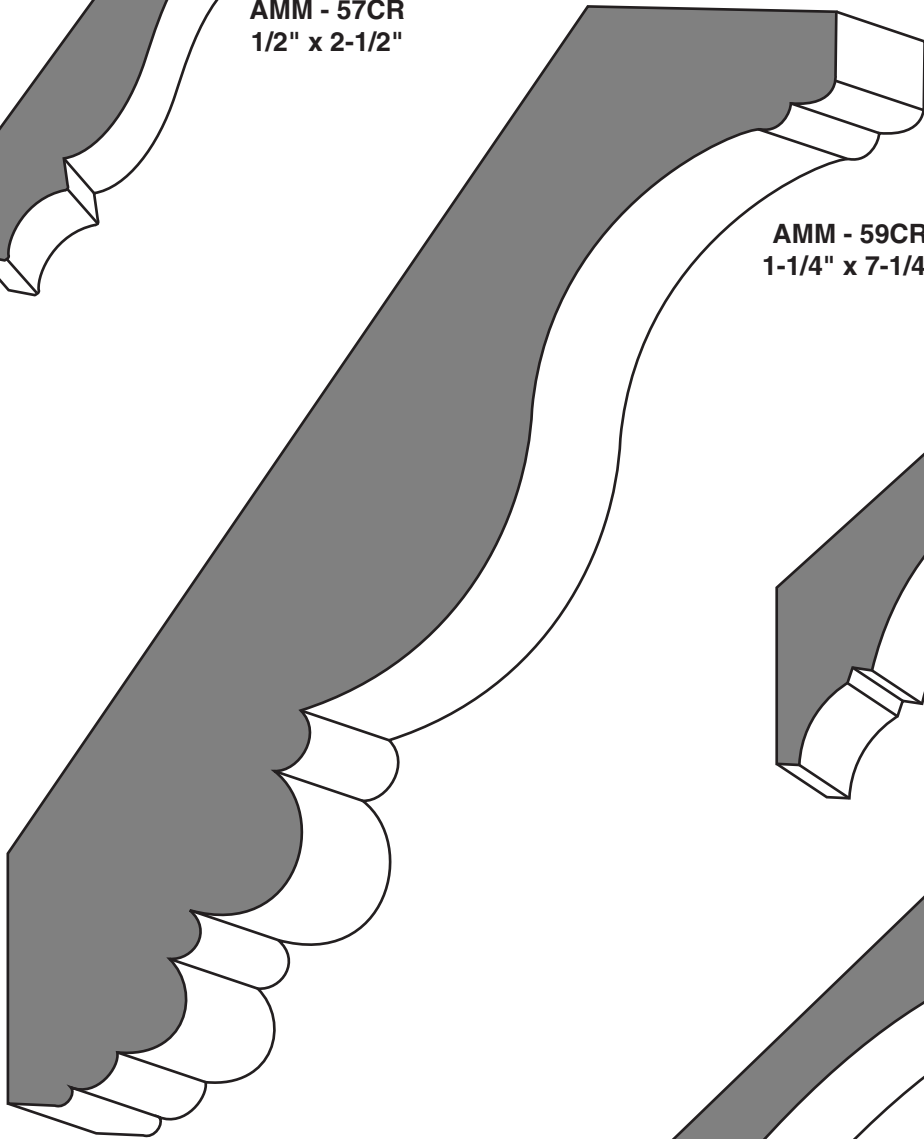


**AMM - 56CR**  
1" x 6-1/2"

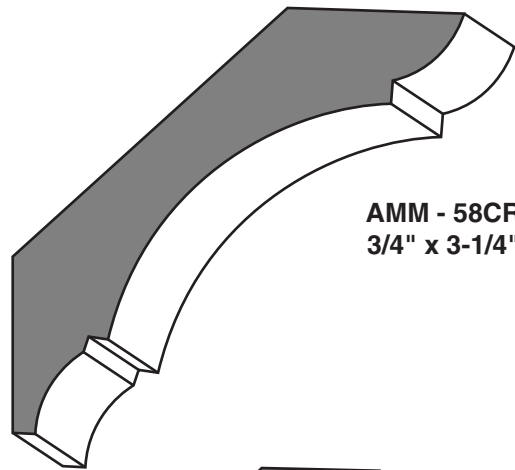




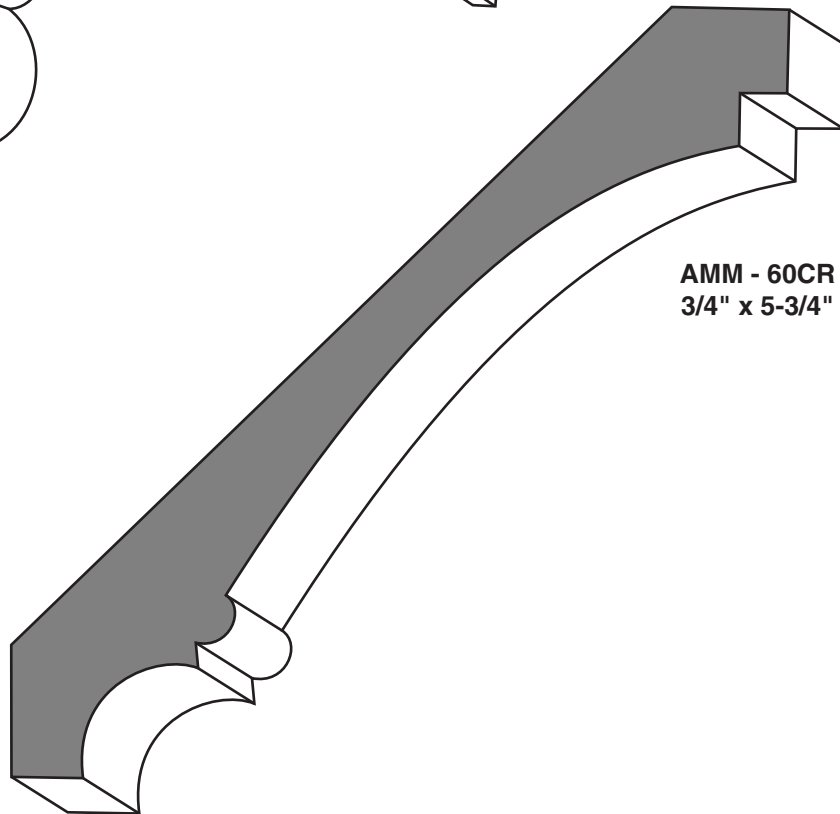
**AMM - 57CR**  
1/2" x 2-1/2"



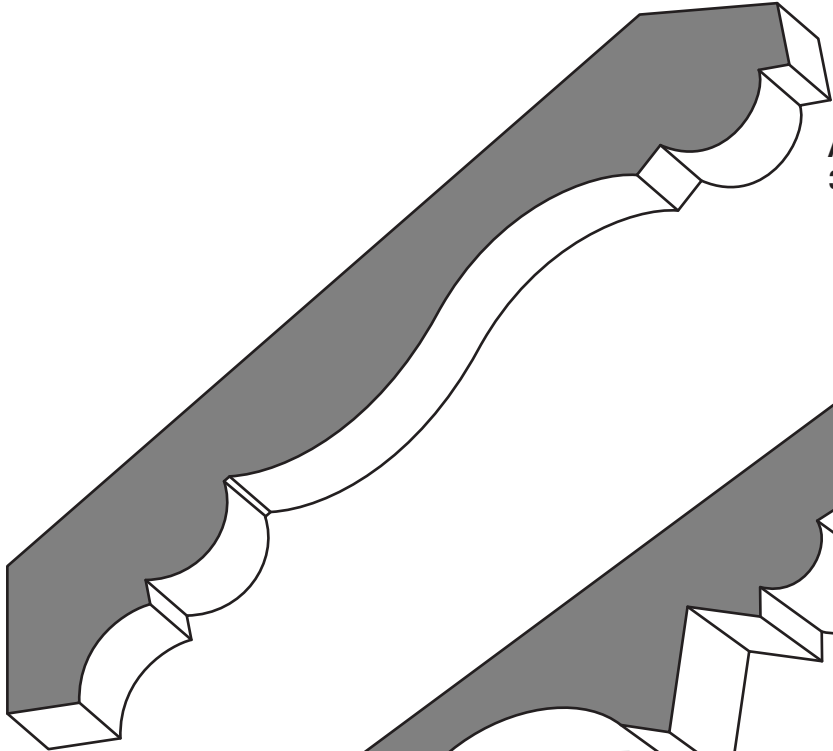
**AMM - 59CR**  
1-1/4" x 7-1/4"



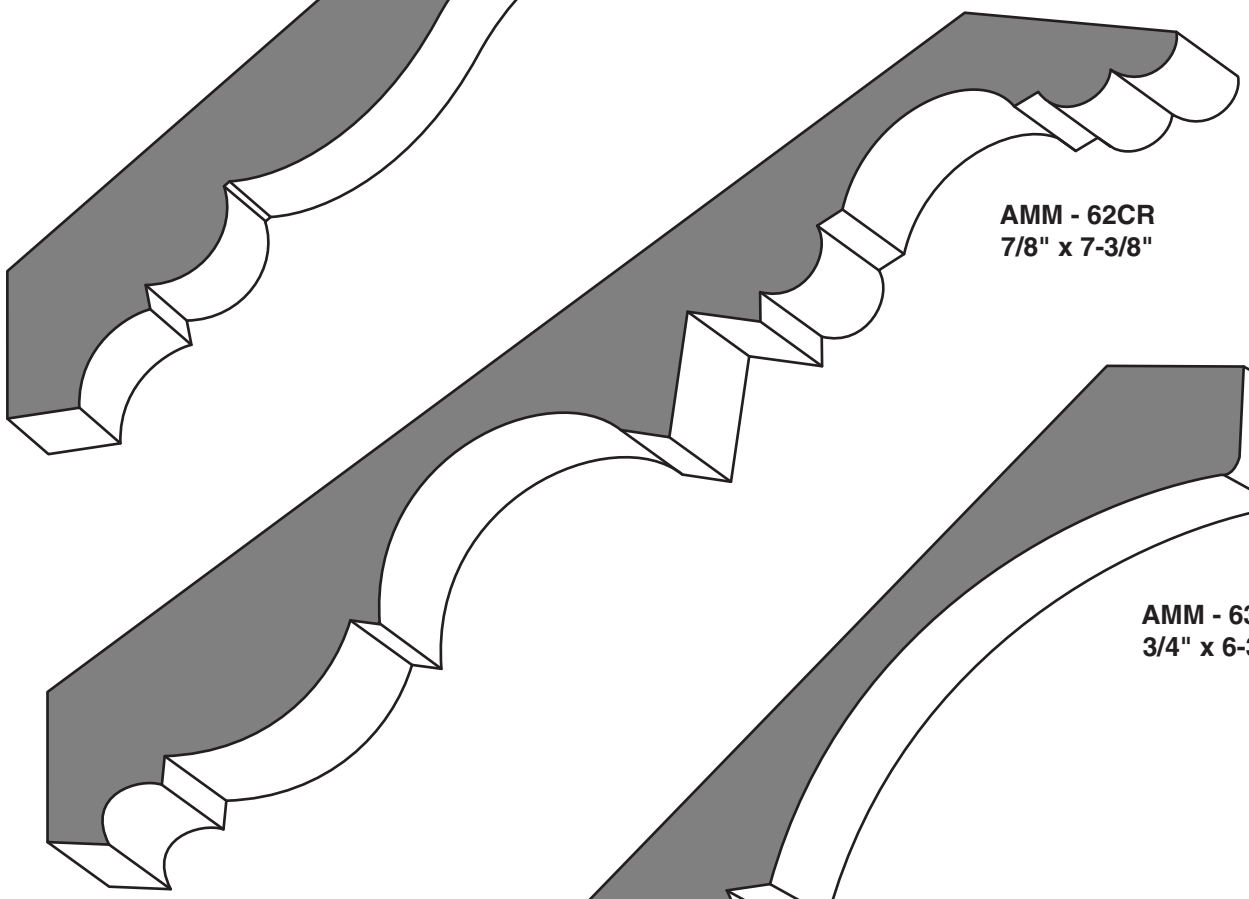
**AMM - 58CR**  
3/4" x 3-1/4"



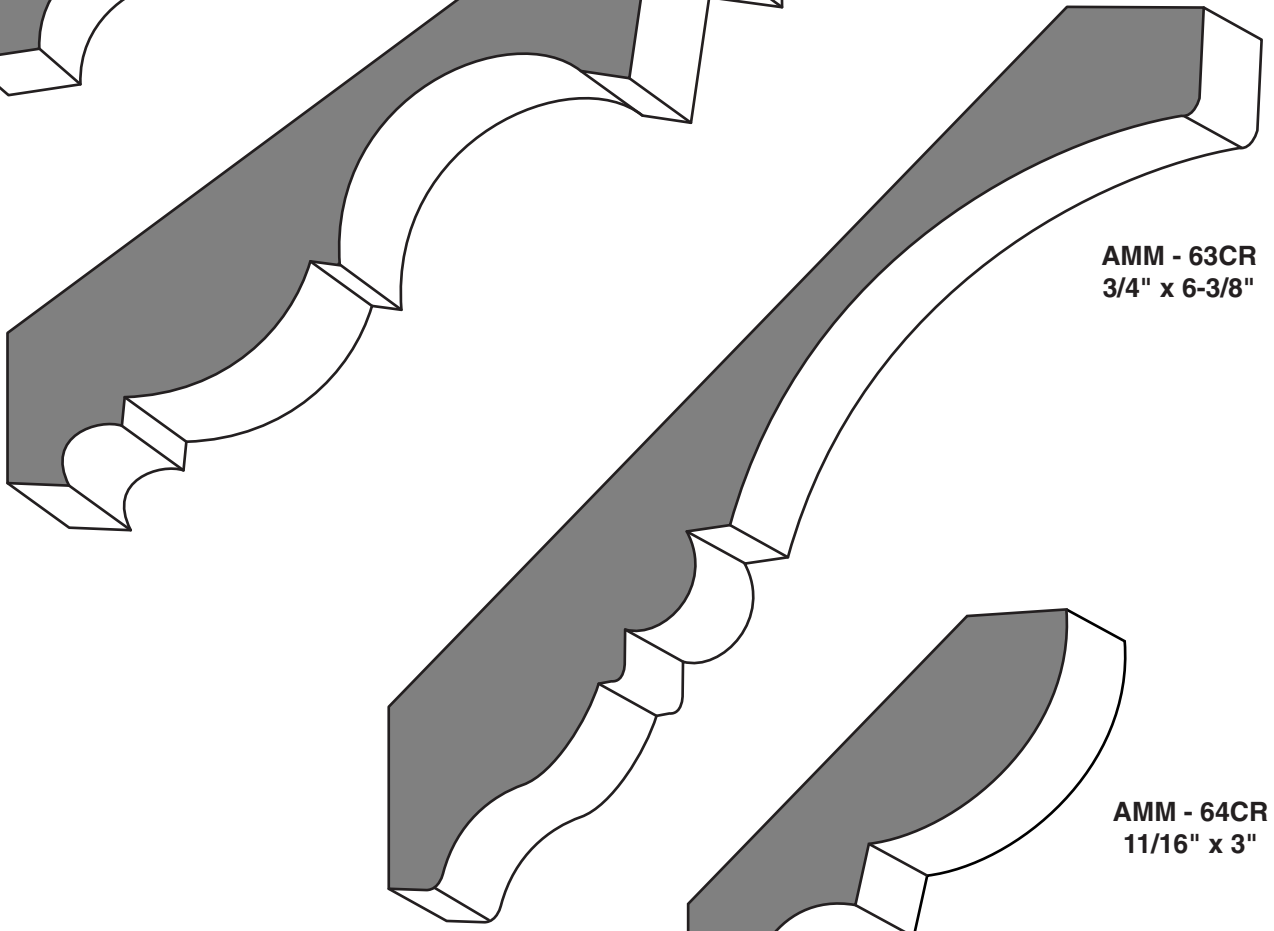
**AMM - 60CR**  
3/4" x 5-3/4"



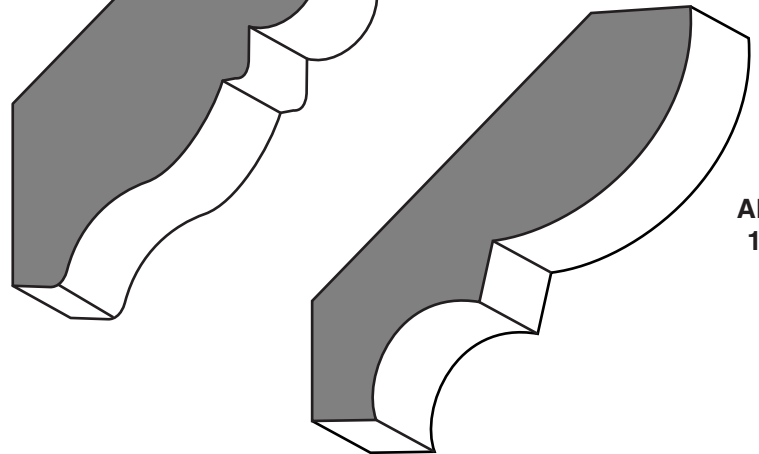
**AMM - 61CR**  
3/4" x 5-1/2"



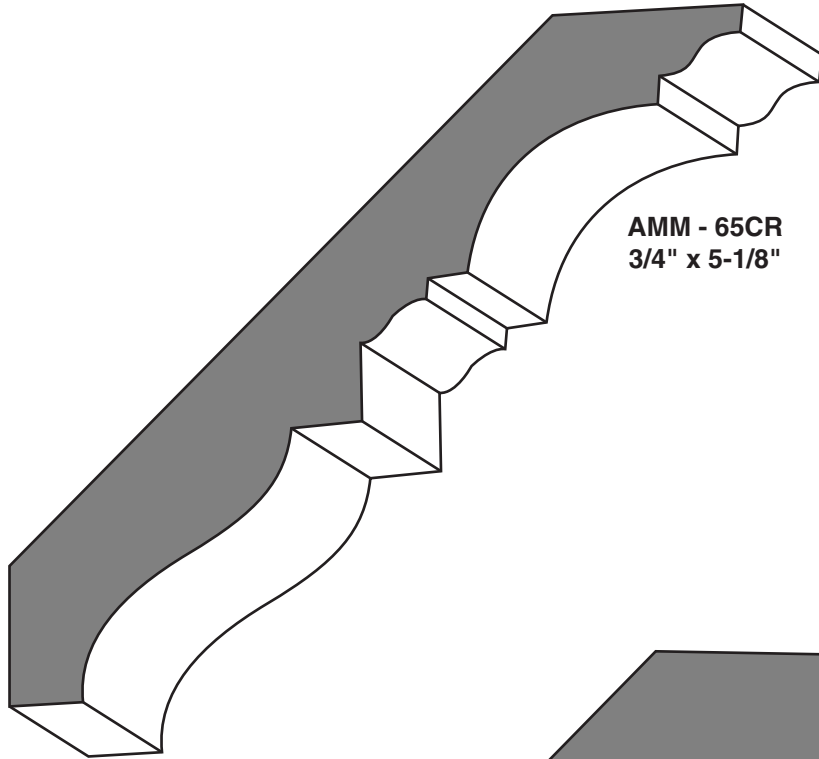
**AMM - 62CR**  
7/8" x 7-3/8"



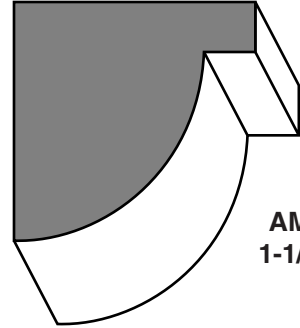
**AMM - 63CR**  
3/4" x 6-3/8"



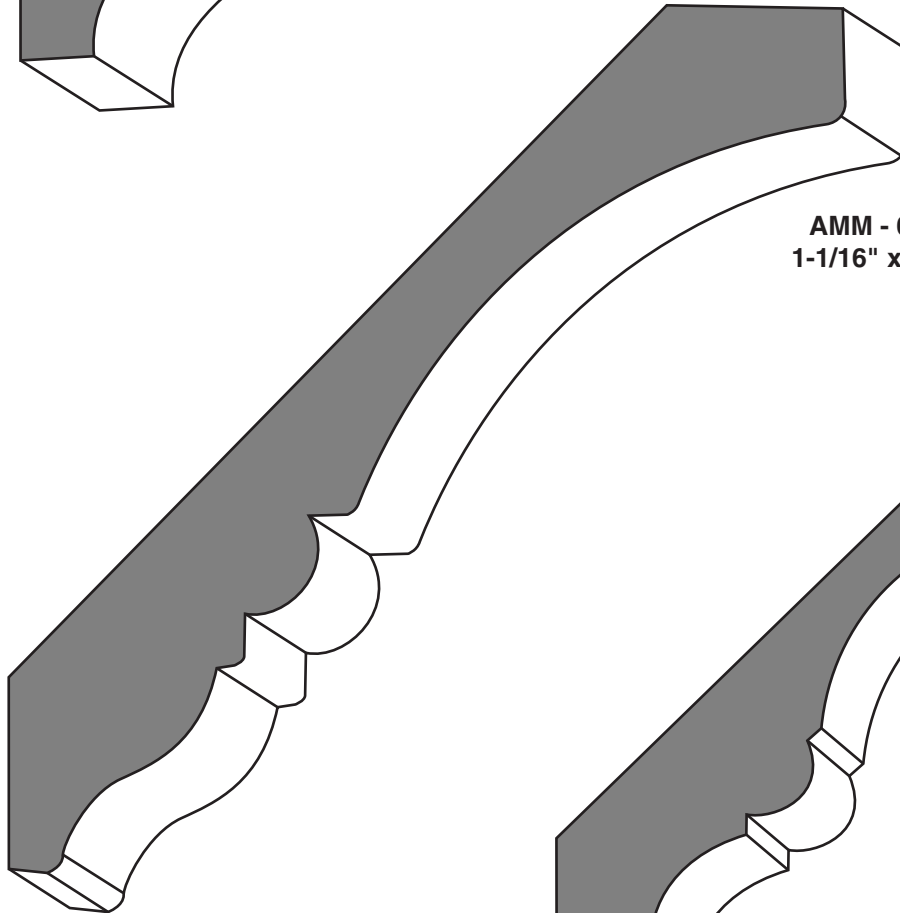
**AMM - 64CR**  
11/16" x 3"



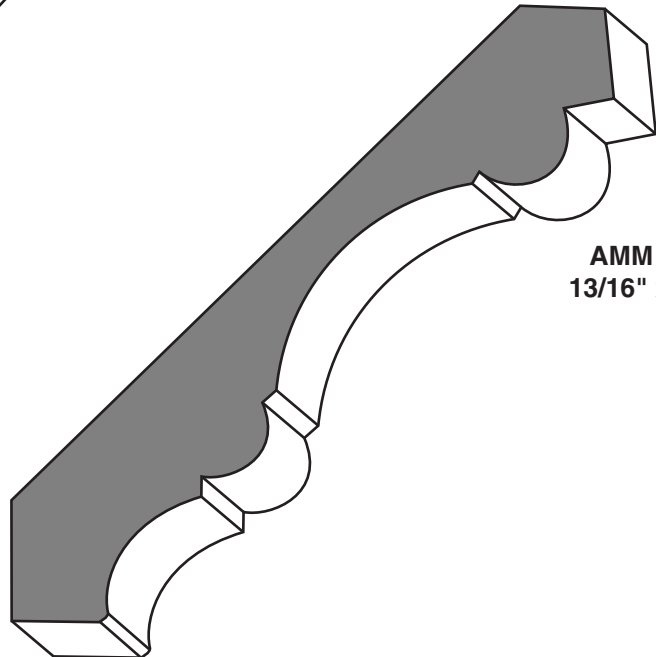
**AMM - 65CR**  
3/4" x 5-1/8"



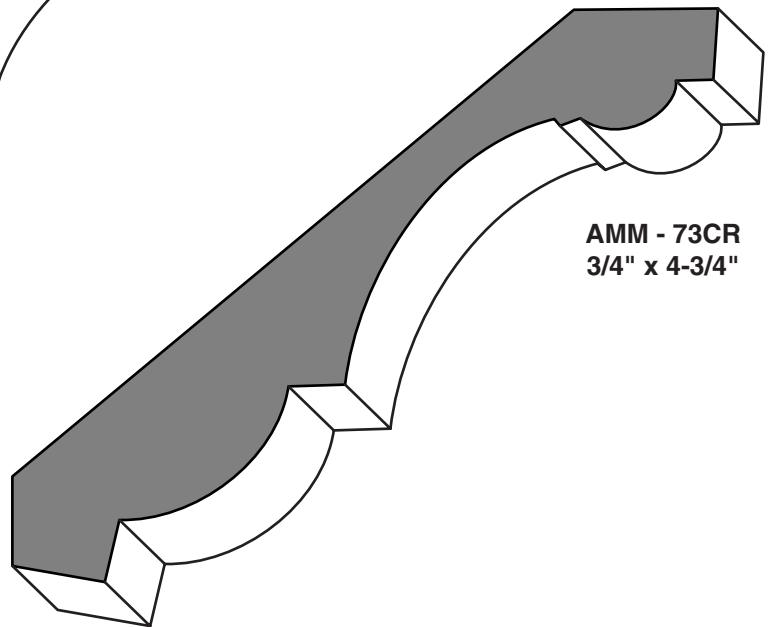
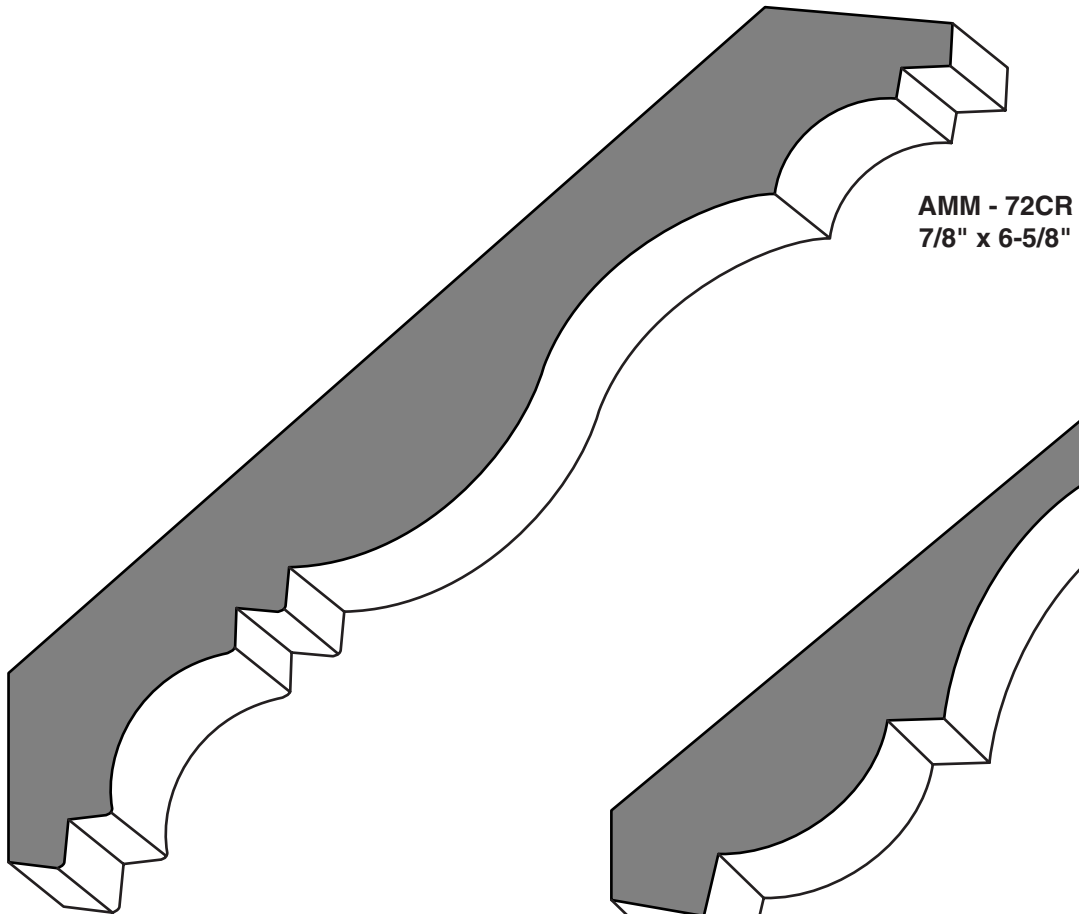
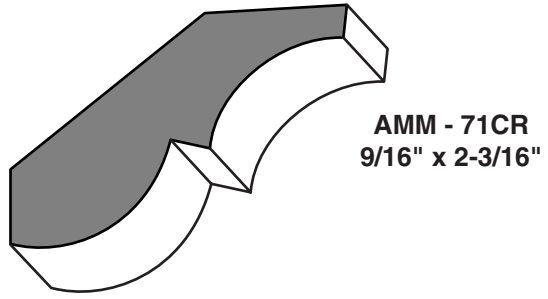
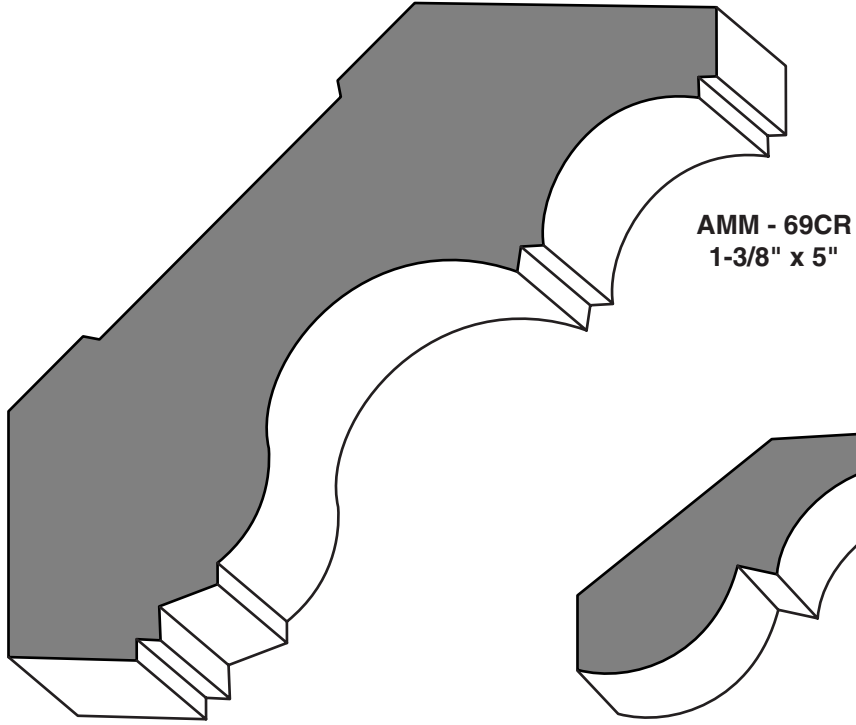
**AMM - 67CR**  
1-1/4" x 1-1/4"

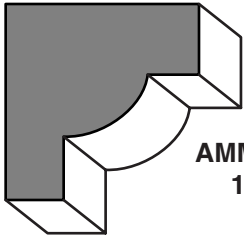


**AMM - 66CR**  
1-1/16" x 6-3/8"

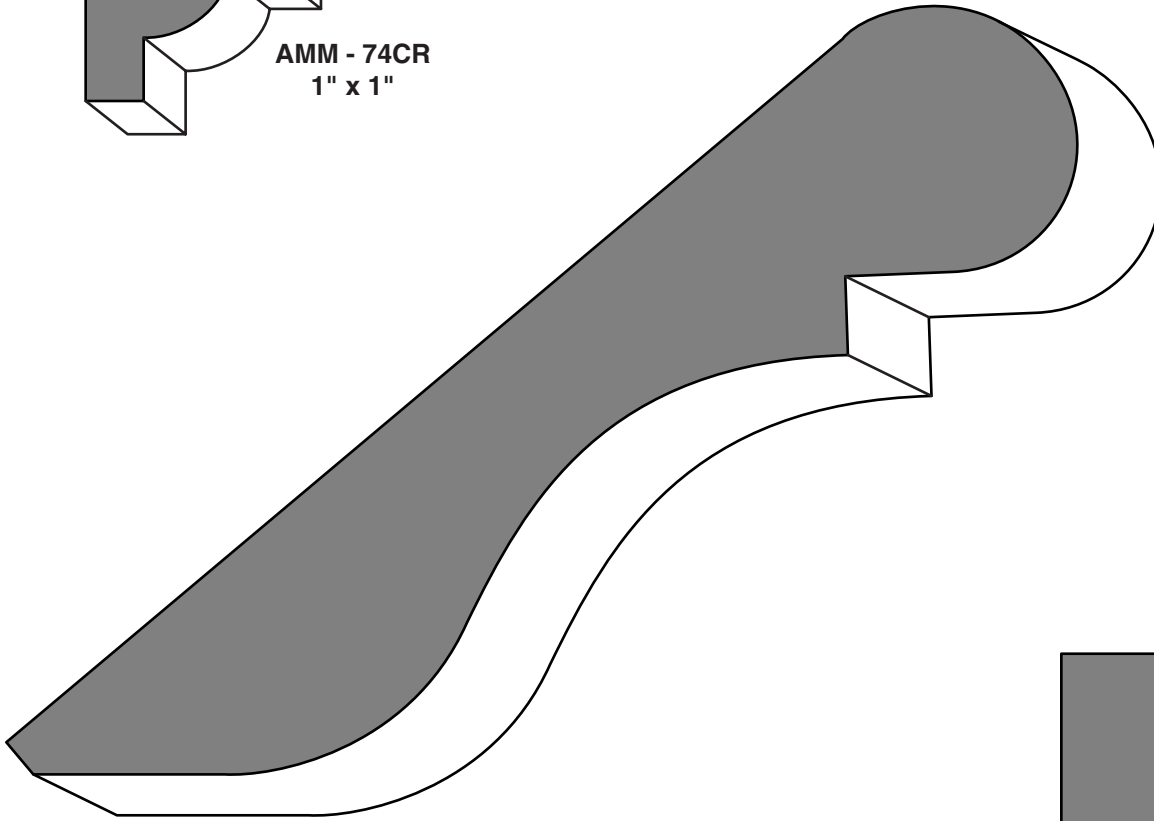


**AMM - 68CR**  
13/16" x 4-7/16"

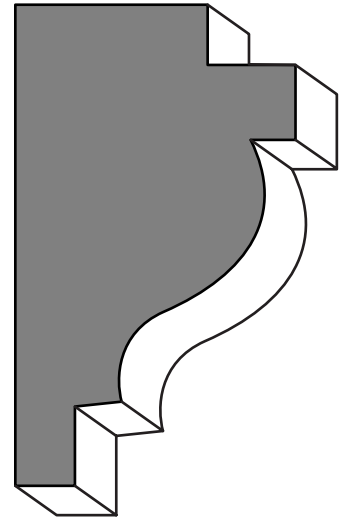




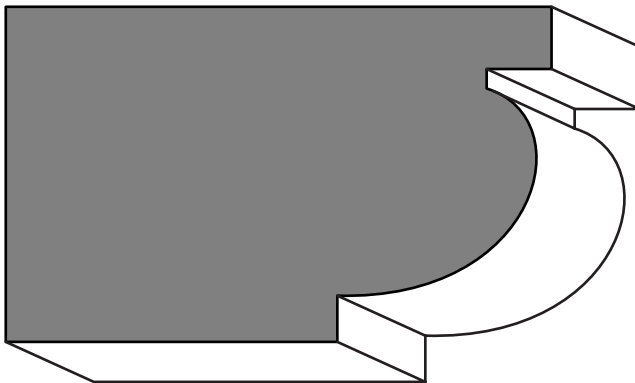
**AMM - 74CR**  
1" x 1"



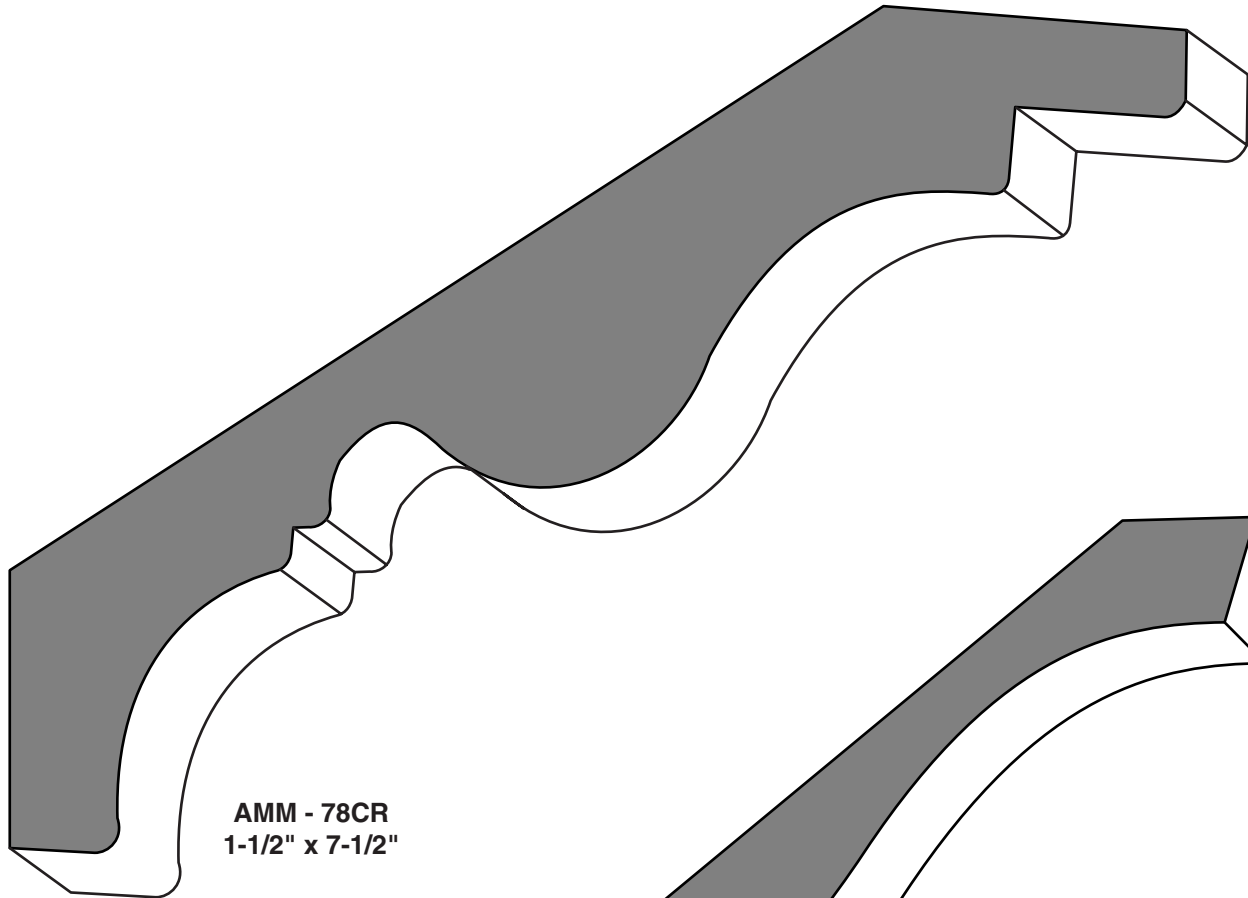
**AMM - 75CR**  
1-1/2" x 6-1/2"



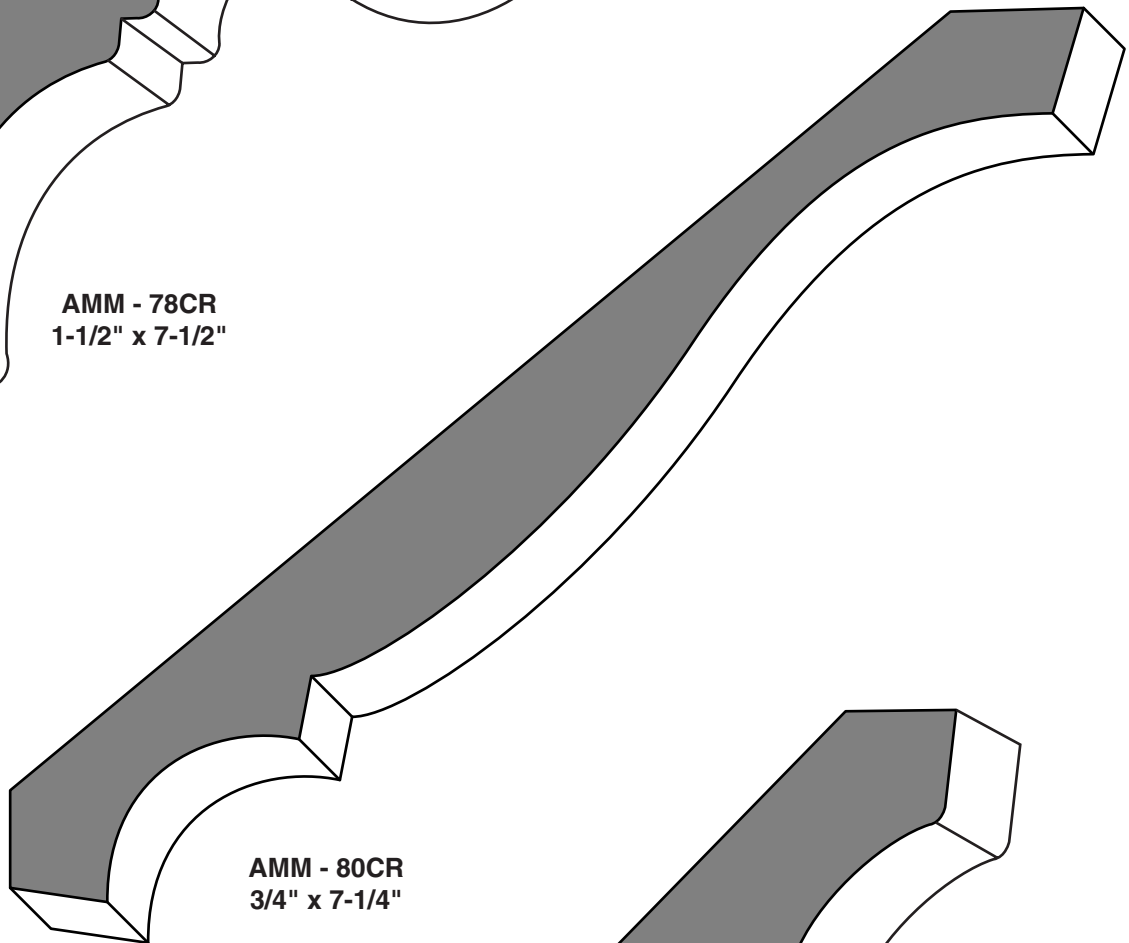
**AMM - 76CR**  
1-1/2" x 2-1/2"



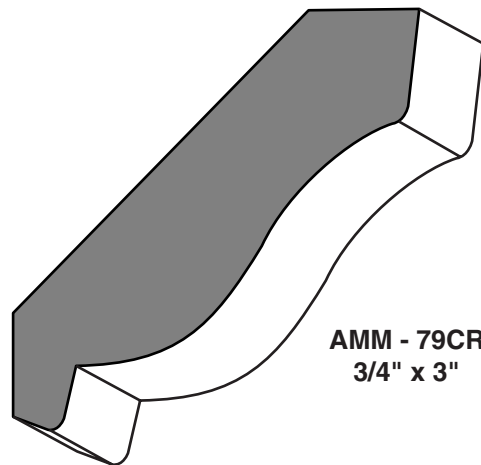
**AMM - 77CR**  
1-3/4" x 2-13/16"



**AMM - 78CR**  
1-1/2" x 7-1/2"

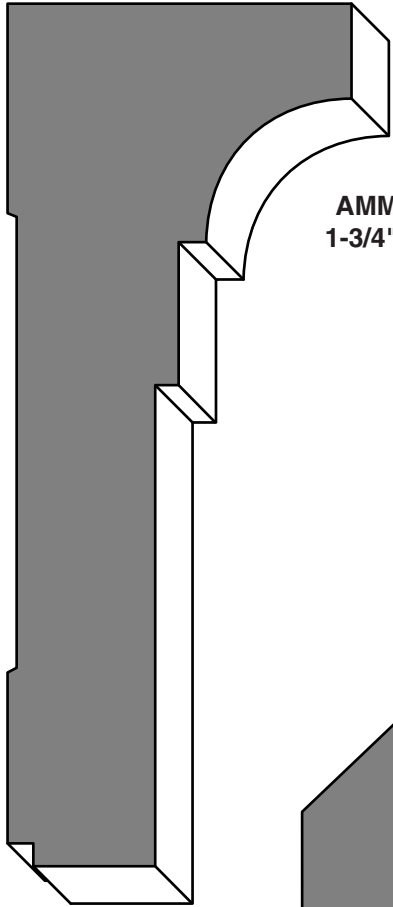


**AMM - 80CR**  
3/4" x 7-1/4"

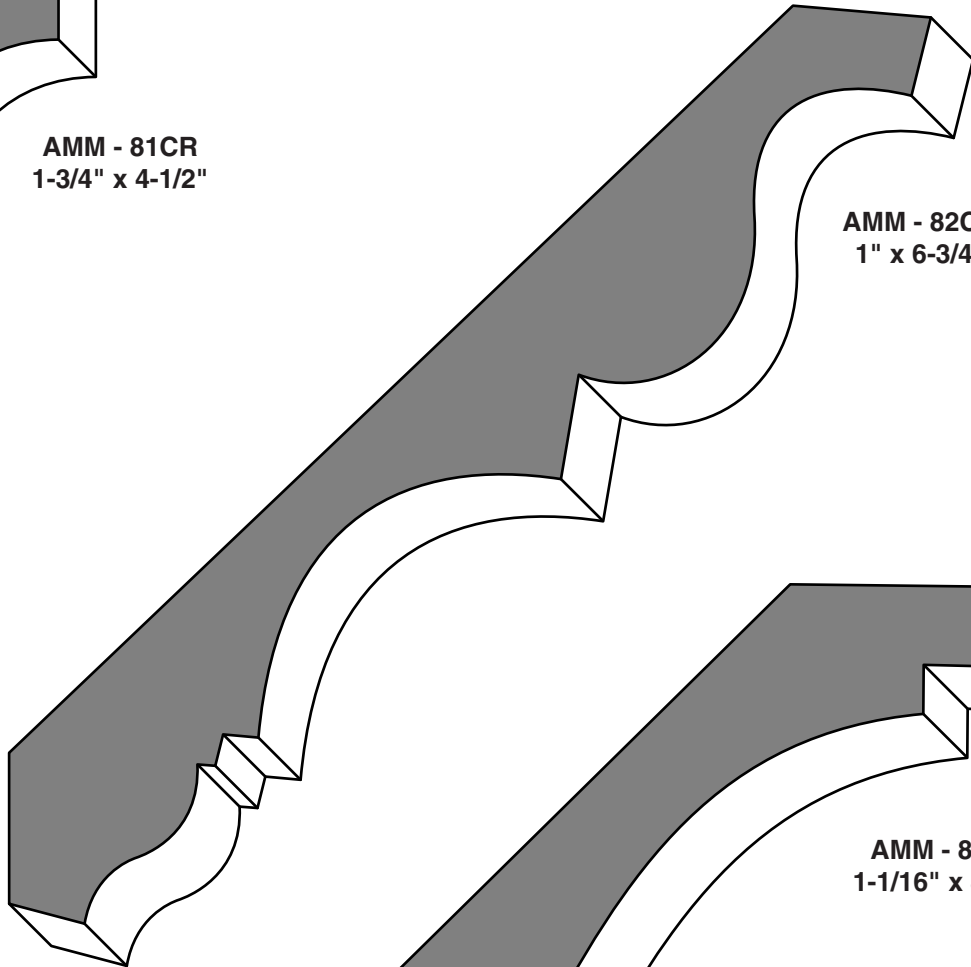


**AMM - 79CR**  
3/4" x 3"

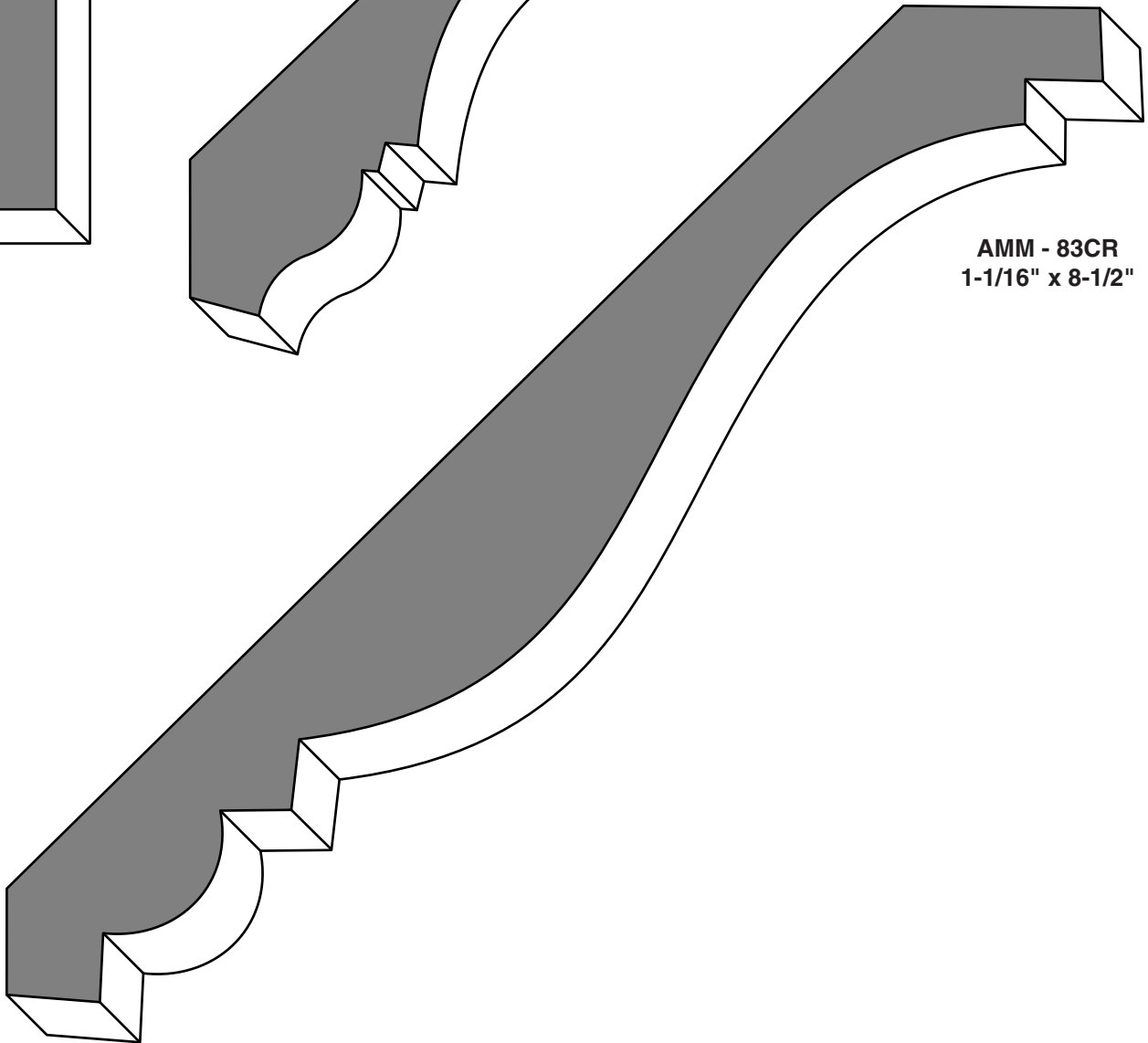




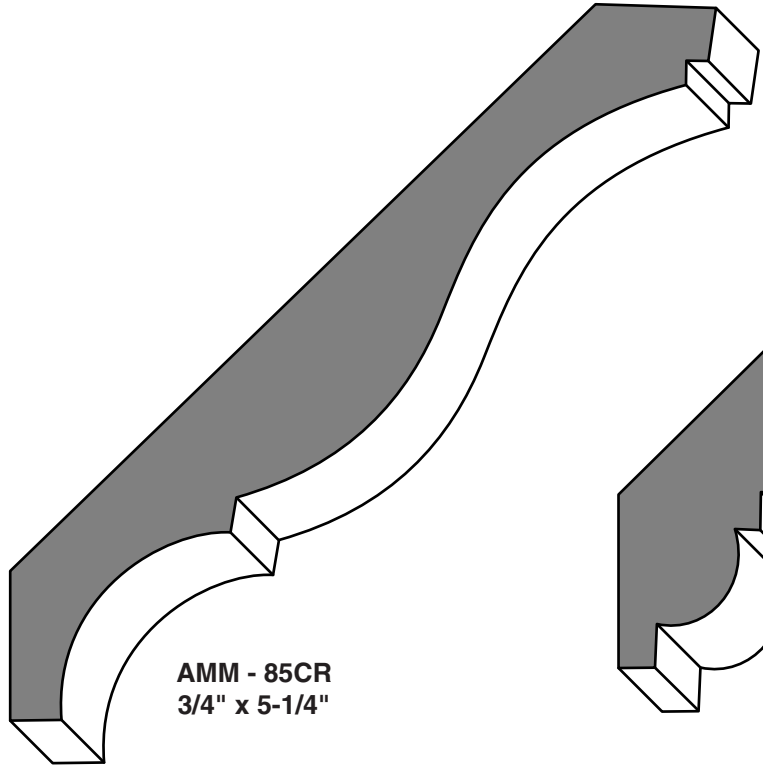
**AMM - 81CR**  
1-3/4" x 4-1/2"



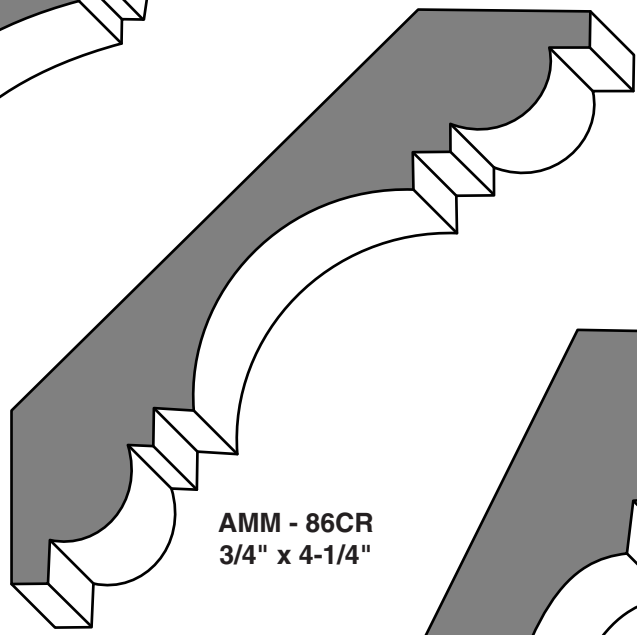
**AMM - 82CR**  
1" x 6-3/4"



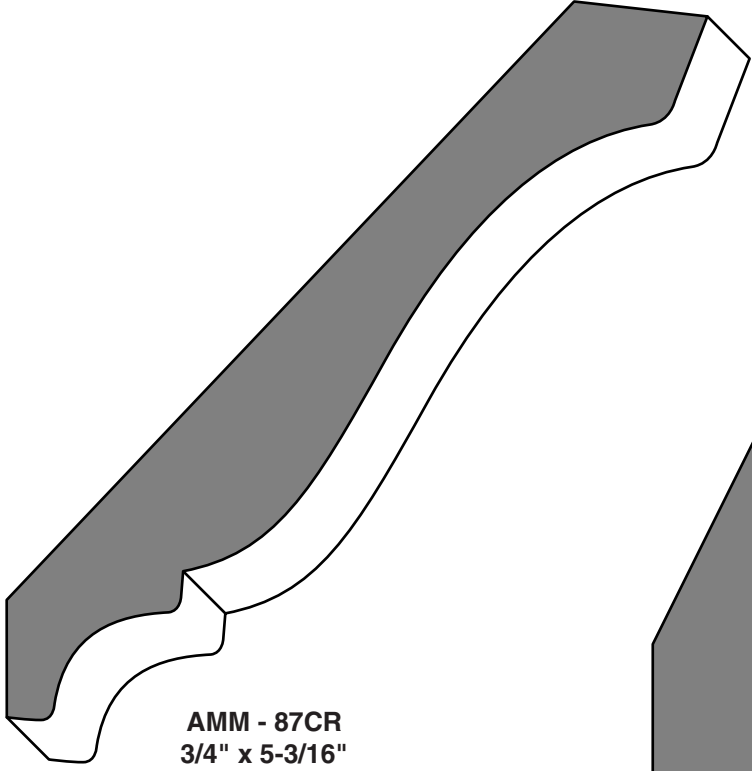
**AMM - 83CR**  
1-1/16" x 8-1/2"



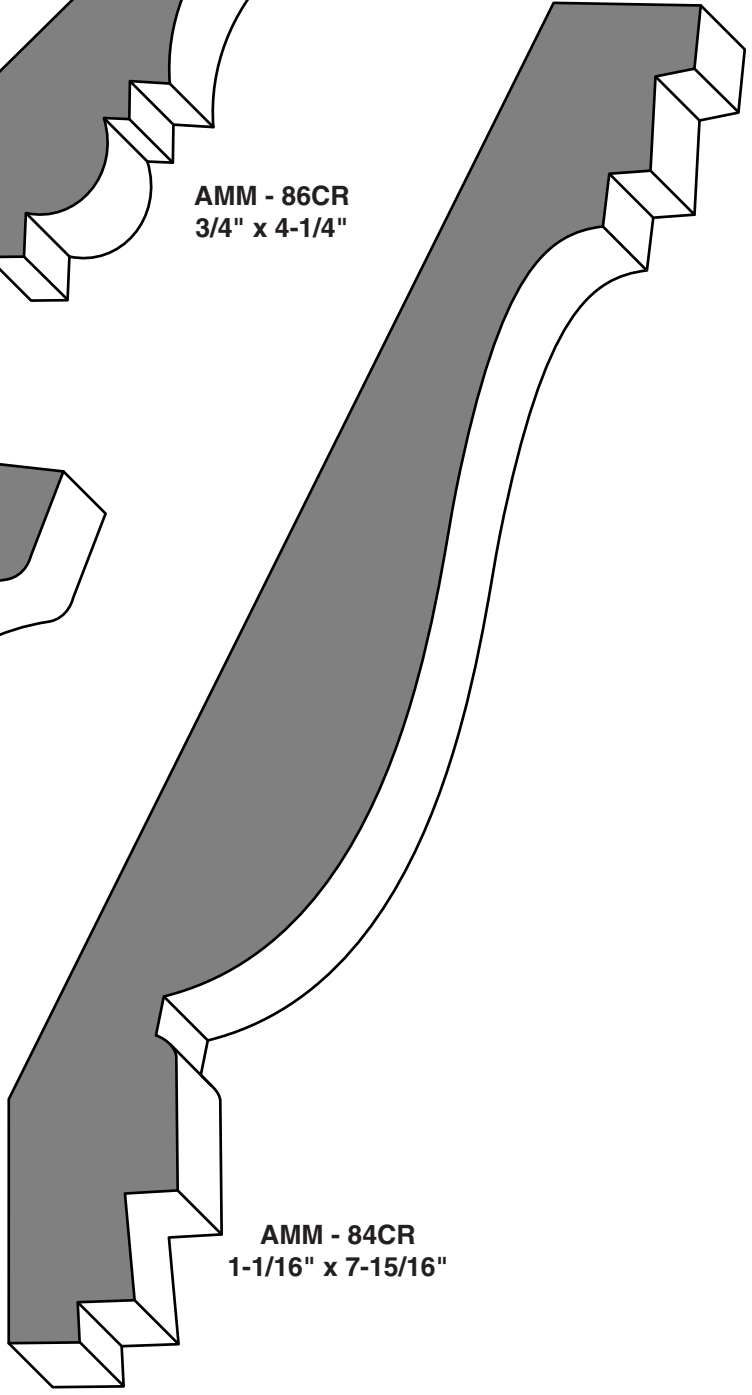
**AMM - 85CR**  
3/4" x 5-1/4"



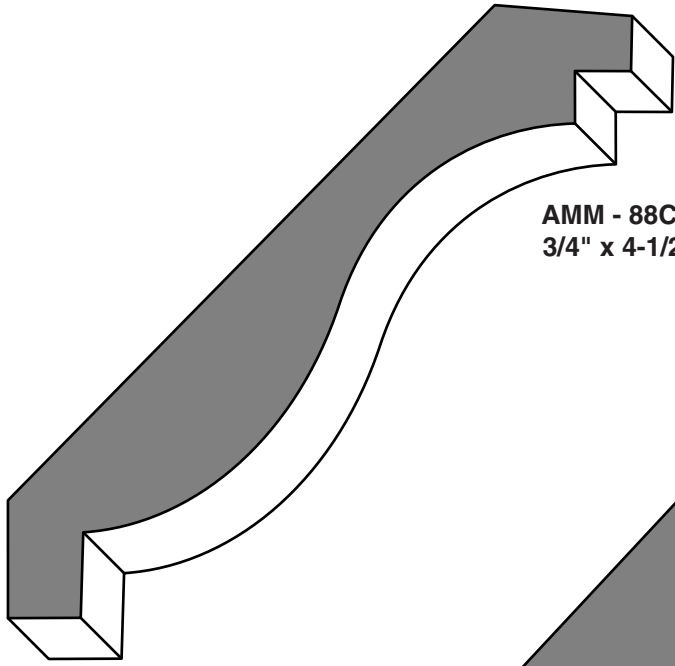
**AMM - 86CR**  
3/4" x 4-1/4"



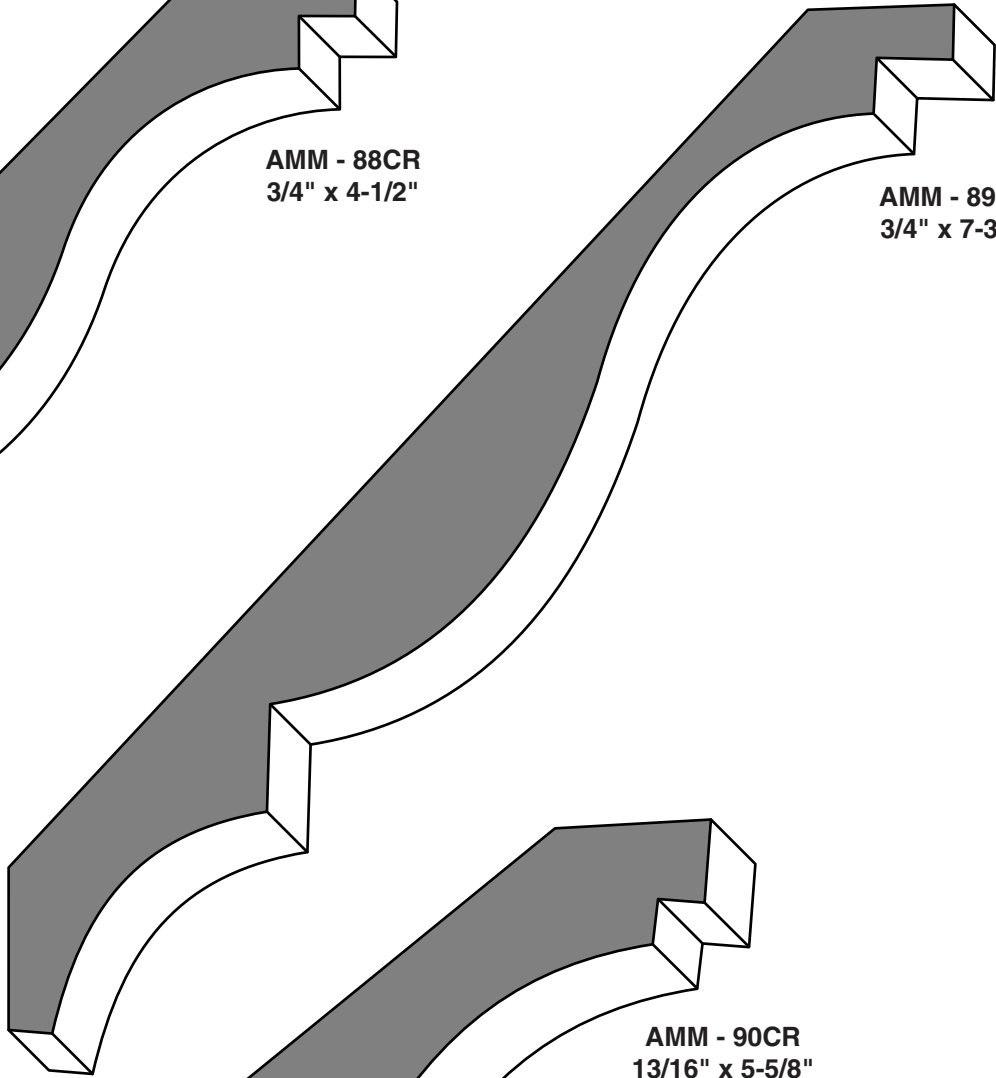
**AMM - 87CR**  
3/4" x 5-3/16"



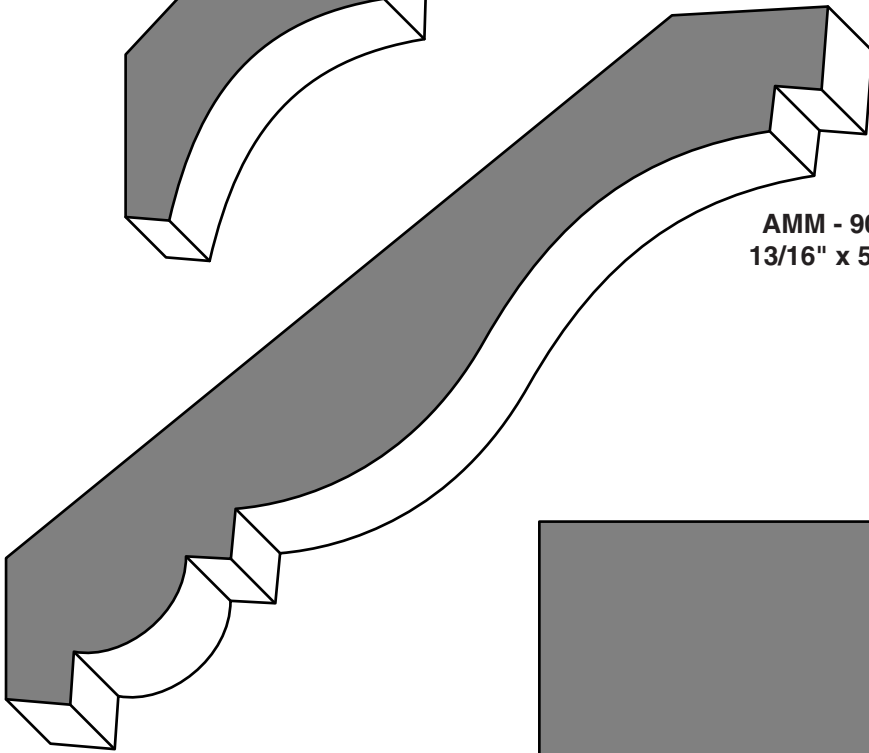
**AMM - 84CR**  
1-1/16" x 7-15/16"



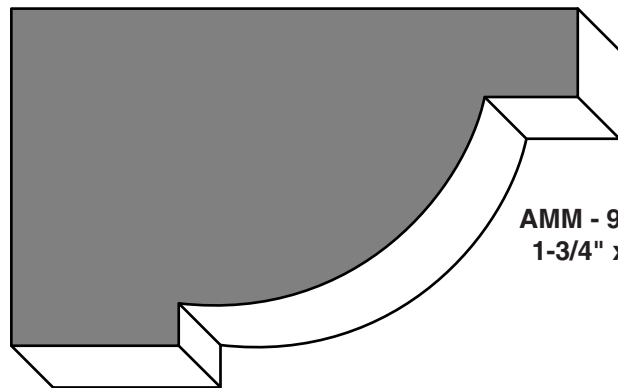
**AMM - 88CR**  
3/4" x 4-1/2"



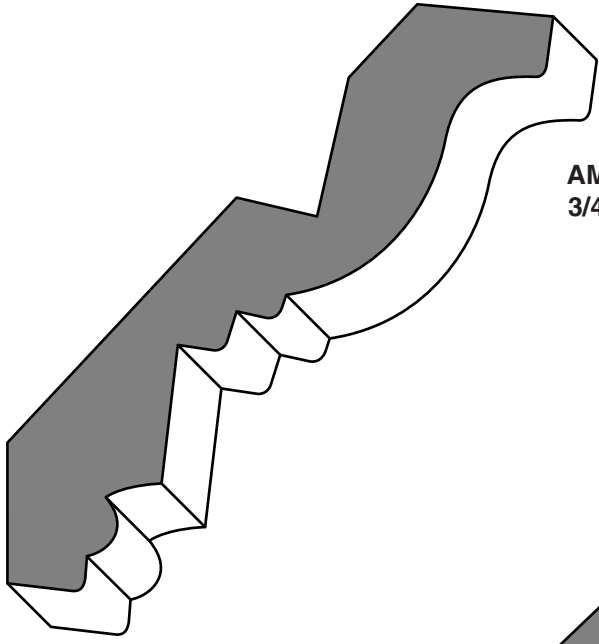
**AMM - 89CR**  
3/4" x 7-3/8"



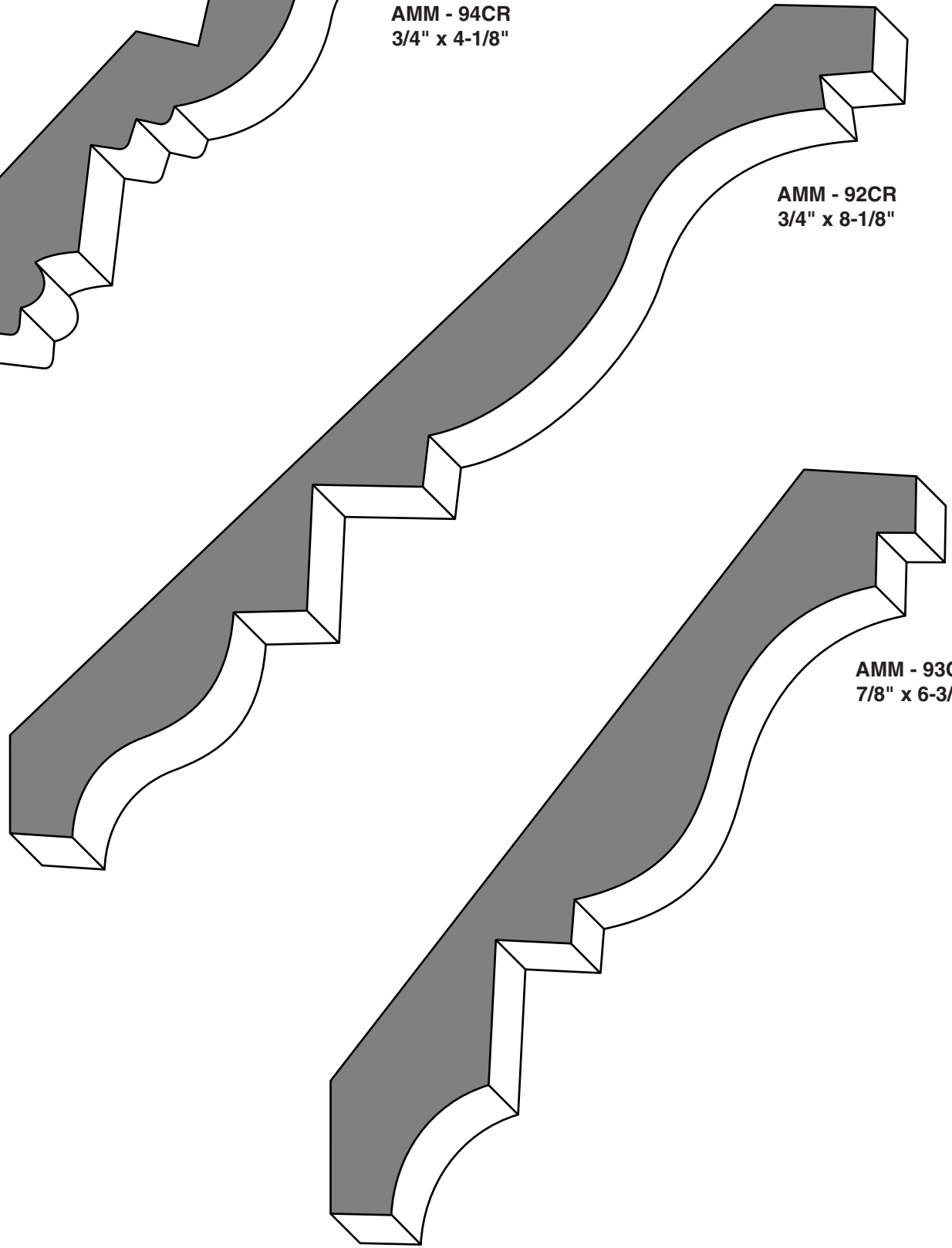
**AMM - 90CR**  
13/16" x 5-5/8"



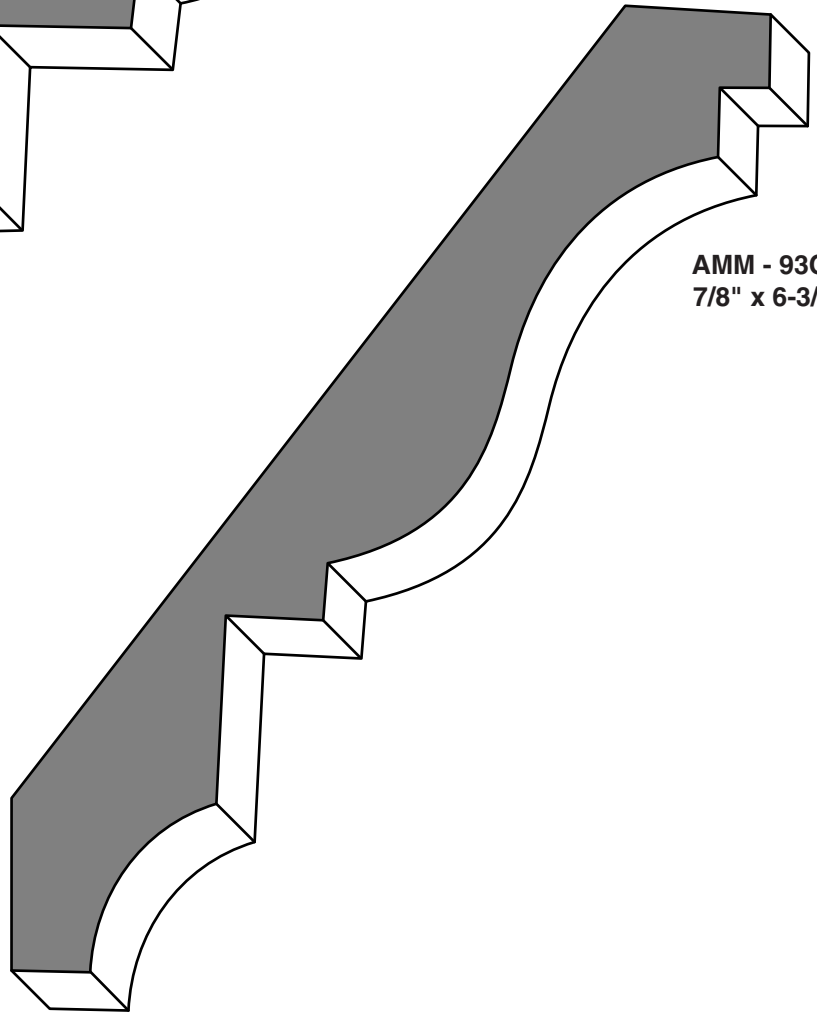
**AMM - 91CR**  
1-3/4" x 3"



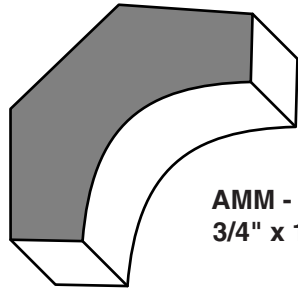
**AMM - 94CR**  
**3/4" x 4-1/8"**



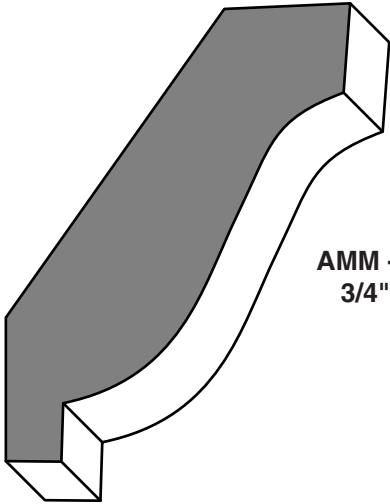
**AMM - 92CR**  
**3/4" x 8-1/8"**



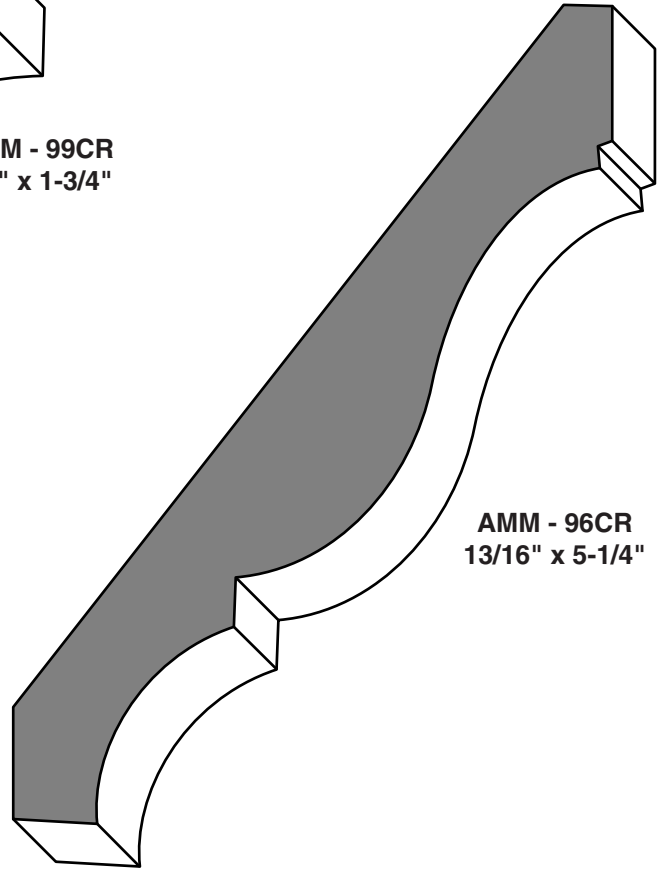
**AMM - 93CR**  
**7/8" x 6-3/8"**



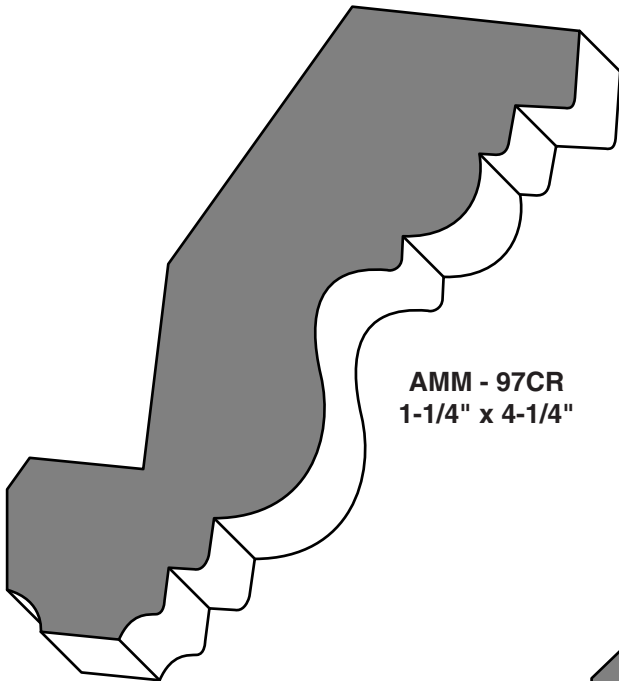
**AMM - 99CR**  
3/4" x 1-3/4"



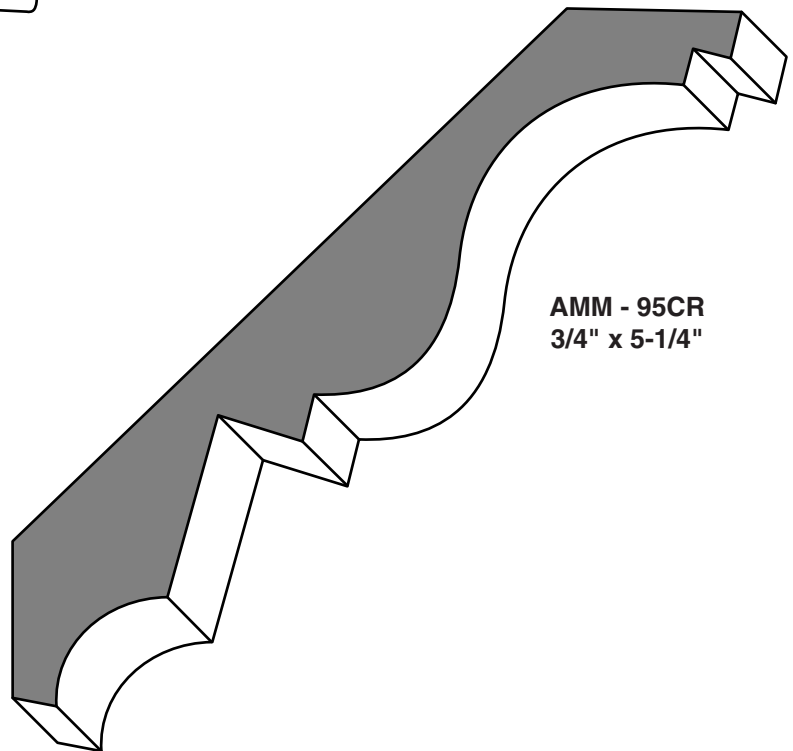
**AMM - 98CR**  
3/4" x 3"



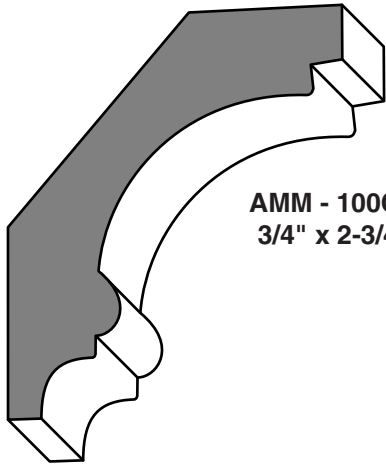
**AMM - 96CR**  
13/16" x 5-1/4"



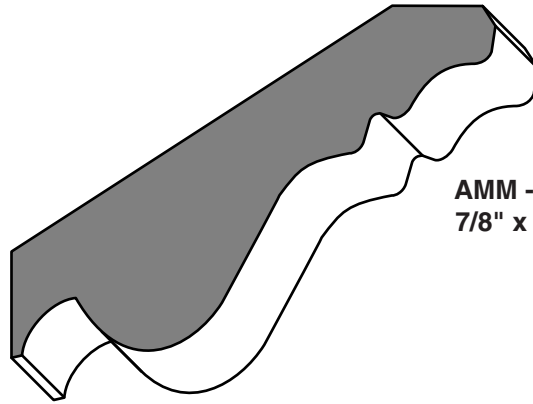
**AMM - 97CR**  
1-1/4" x 4-1/4"



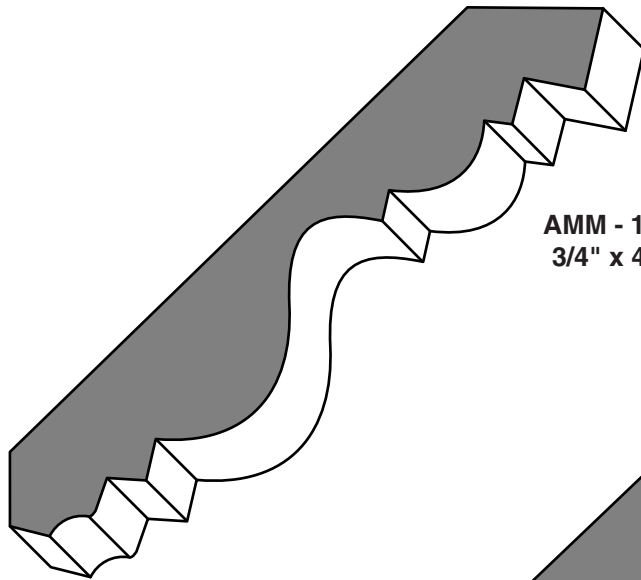
**AMM - 95CR**  
3/4" x 5-1/4"



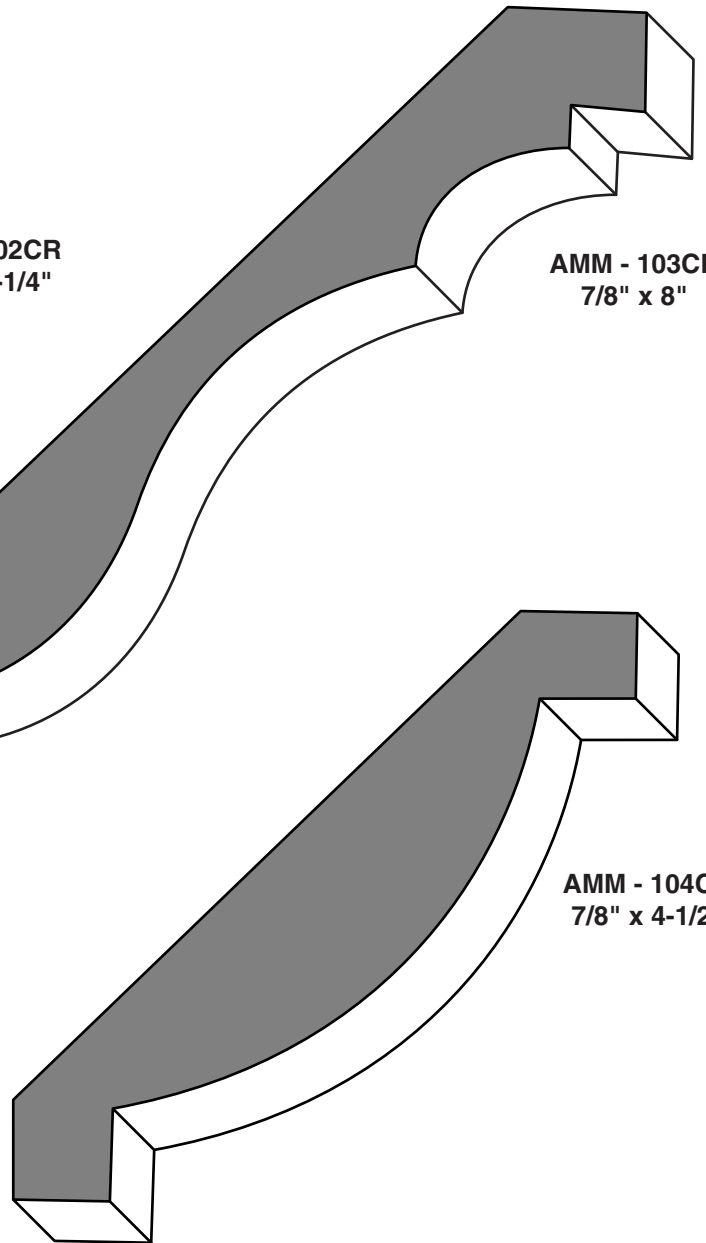
**AMM - 100CR**  
3/4" x 2-3/4"



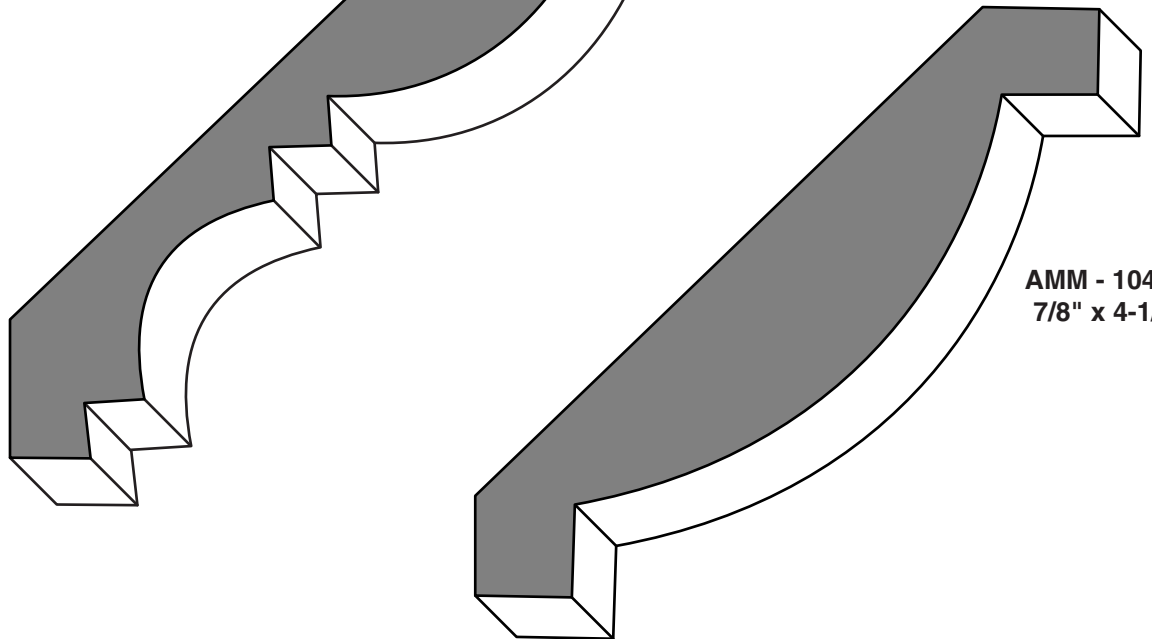
**AMM - 101CR**  
7/8" x 3-1/16"



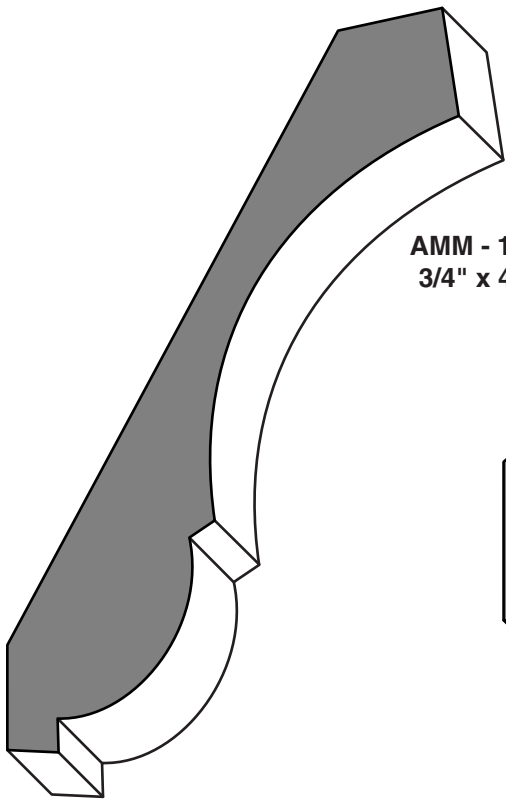
**AMM - 102CR**  
3/4" x 4-1/4"



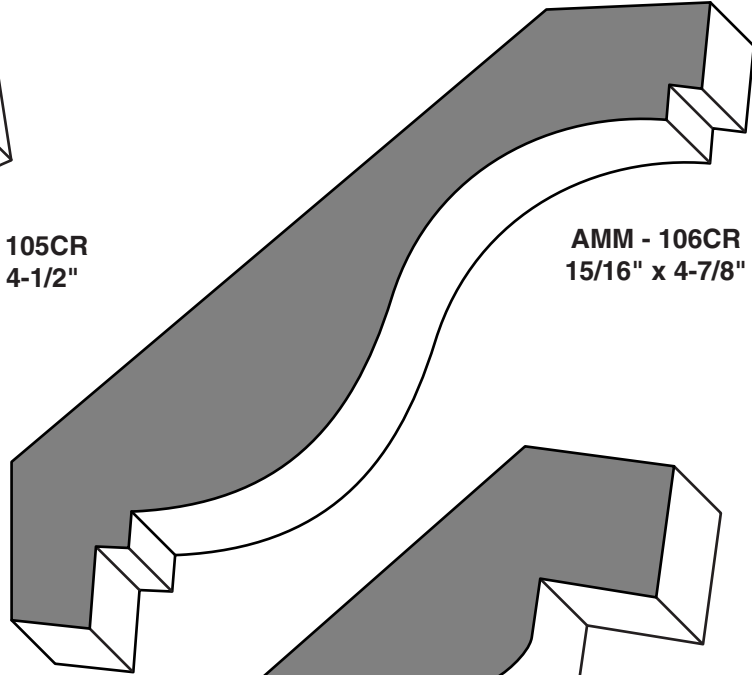
**AMM - 103CR**  
7/8" x 8"




**AMM - 104CR**  
7/8" x 4-1/2"



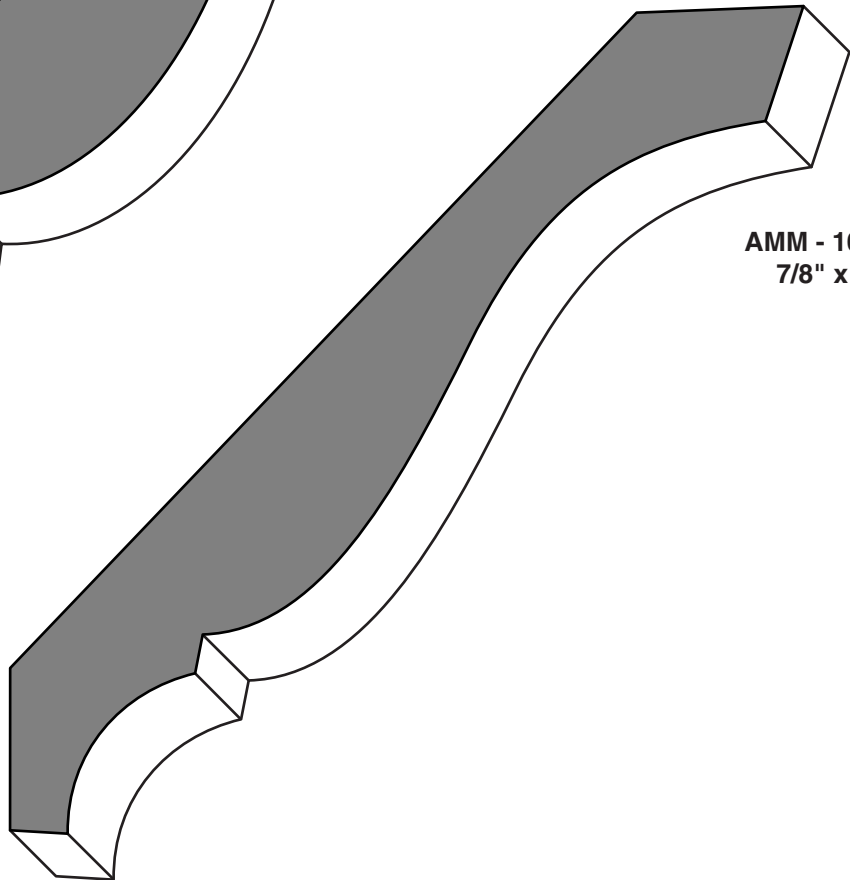
**AMM - 105CR**  
3/4" x 4-1/2"



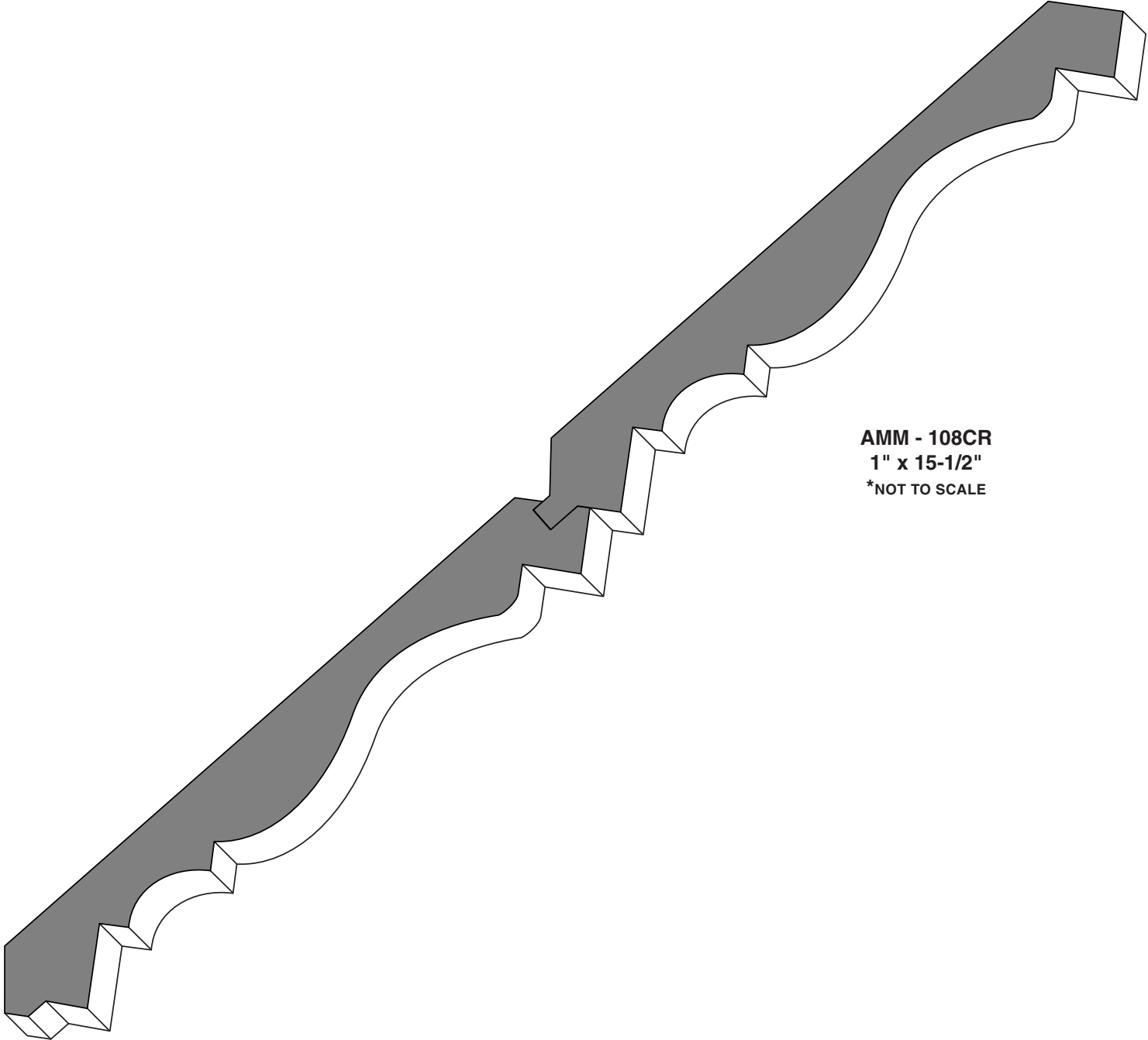
**AMM - 106CR**  
15/16" x 4-7/8"



**AMM - 109CR**  
1" x 8"

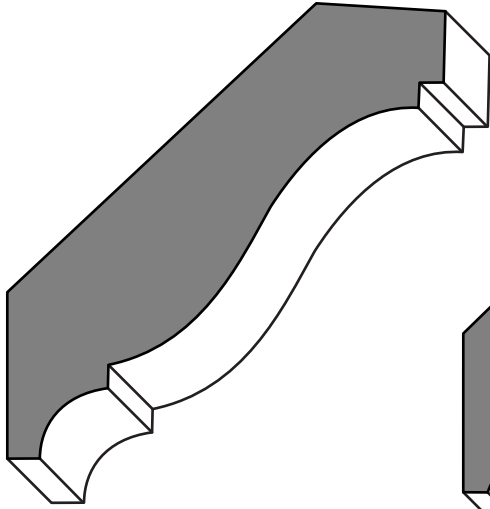


**AMM - 107CR**  
7/8" x 6"

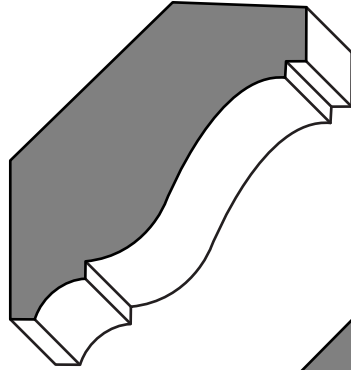


**AMM - 108CR**  
**1" x 15-1/2"**  
**\*NOT TO SCALE**

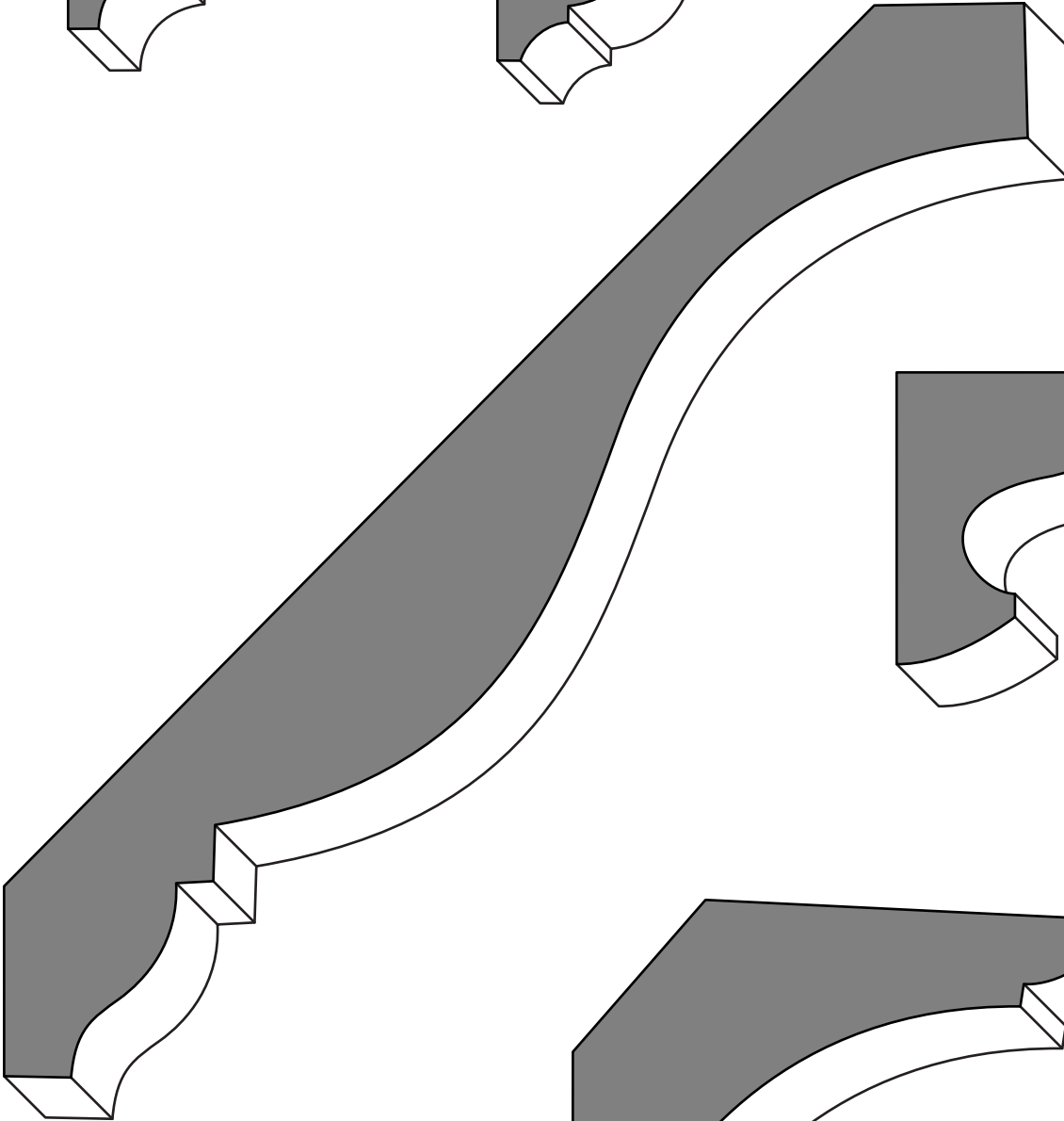




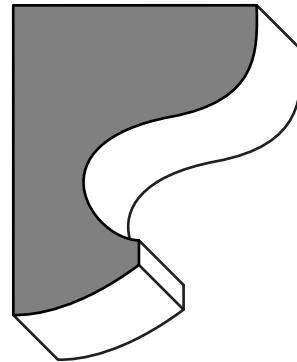
**AMM - 110CR**  
3/4" x 3-1/4"



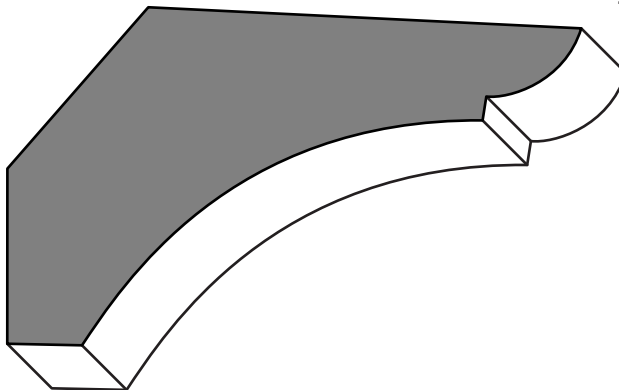
**AMM - 111CR**  
3/4" x 2-1/4"



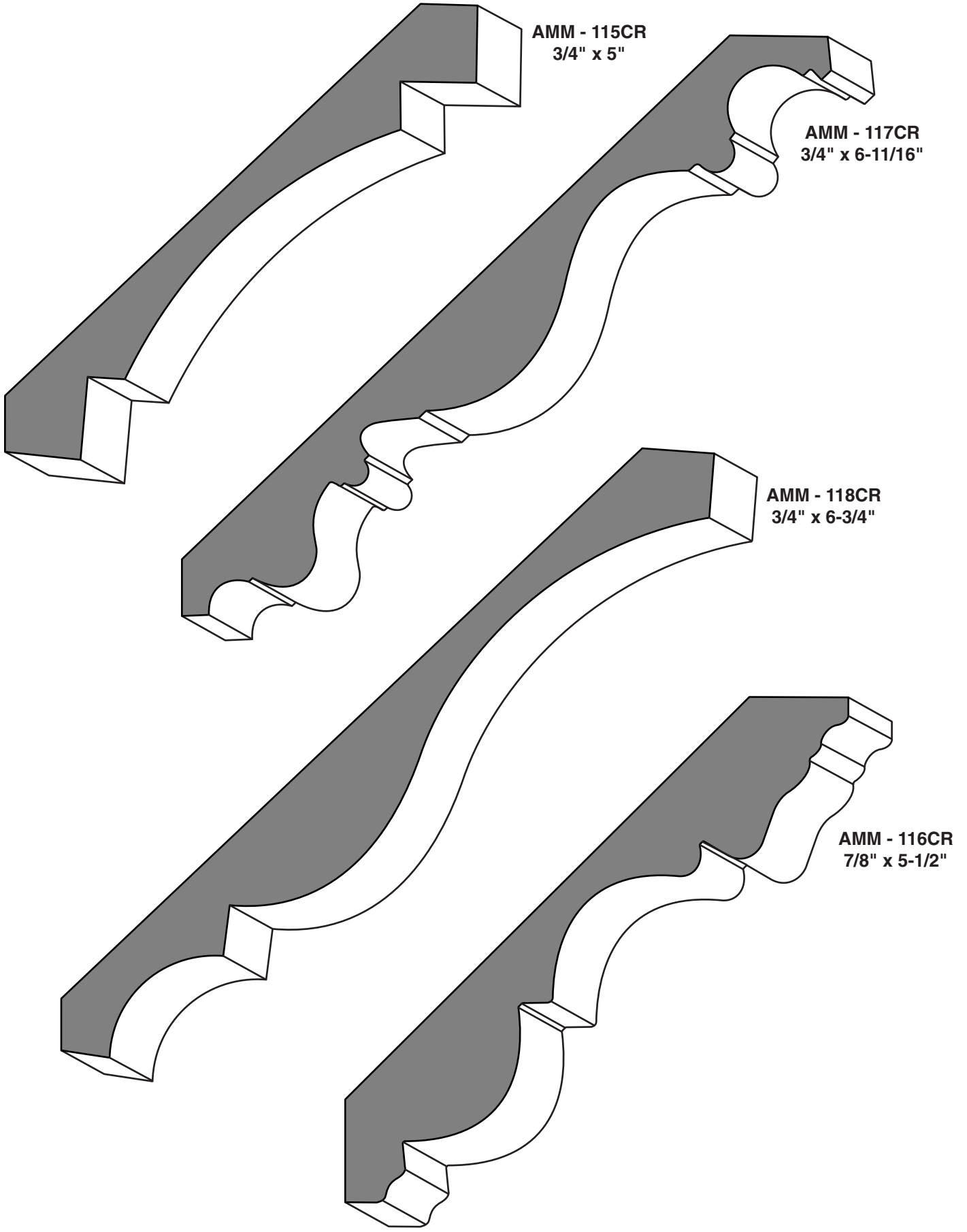
**AMM - 114CR**  
1-1/8" x 8-1/4"

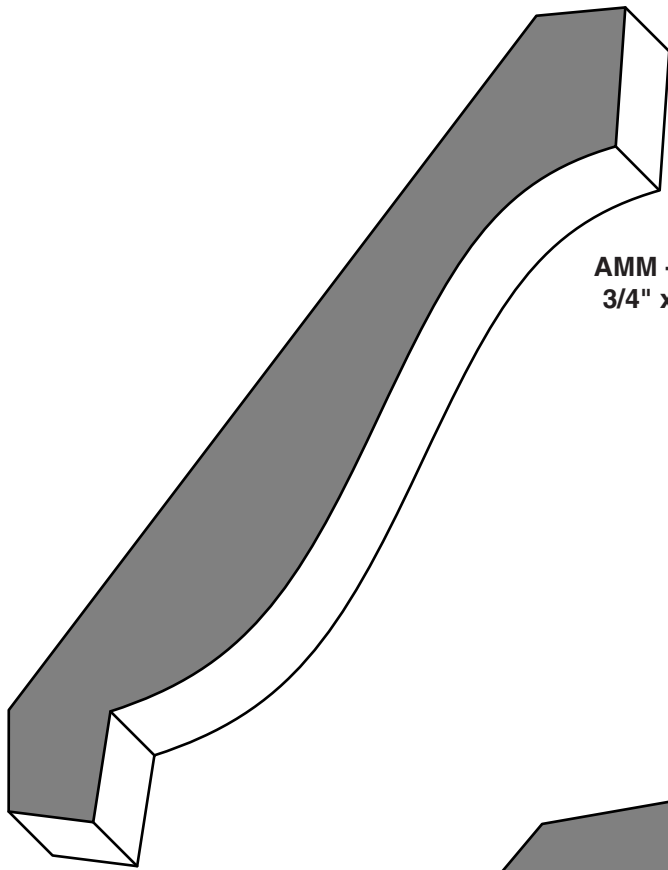


**AMM - 112CR**  
1-1/4" x 1-5/8"

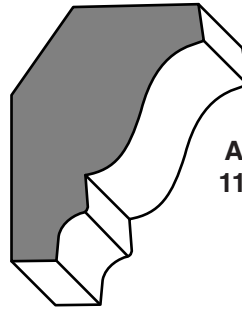


**AMM - 113CR**  
1-5/16" x 3-1/4"

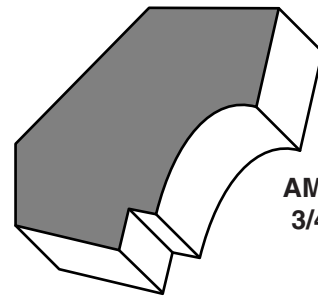




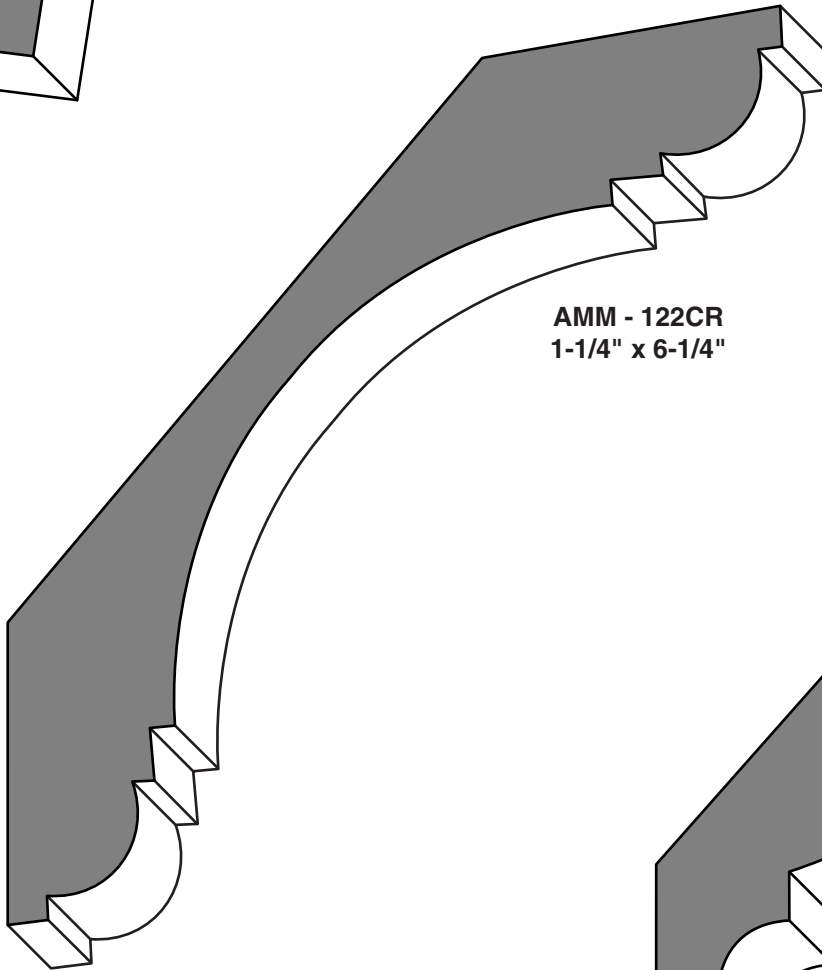
AMM - 120CR  
3/4" x 5-1/4"



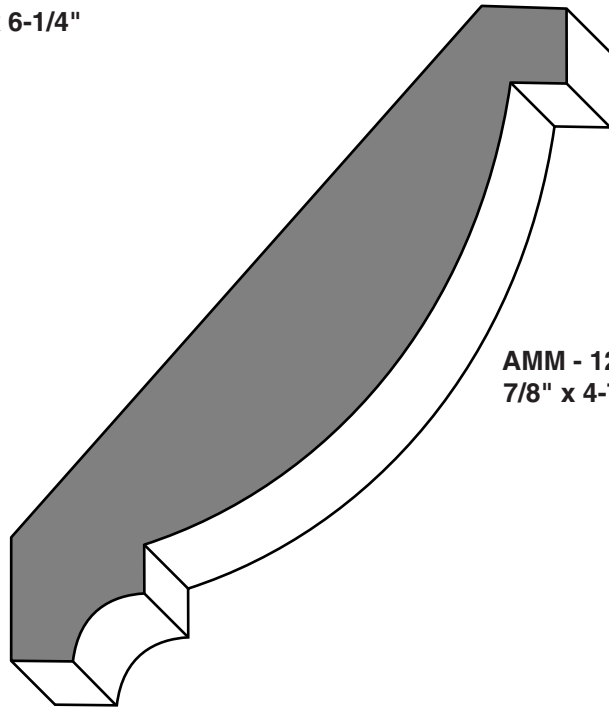
AMM - 119CR  
11/16" x 1-5/8"



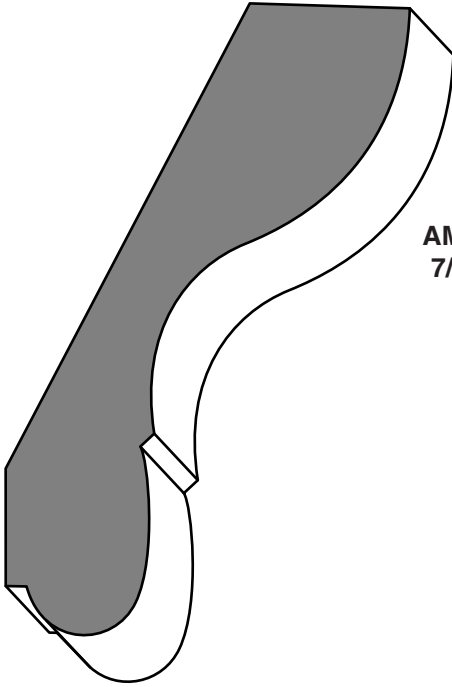
AMM - 121CR  
3/4" x 1-3/4"



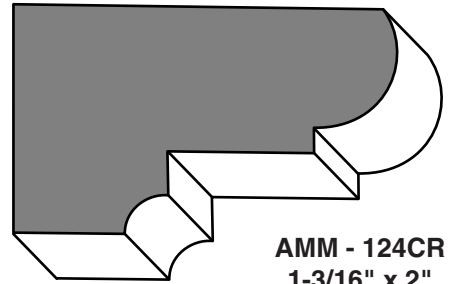
AMM - 122CR  
1-1/4" x 6-1/4"



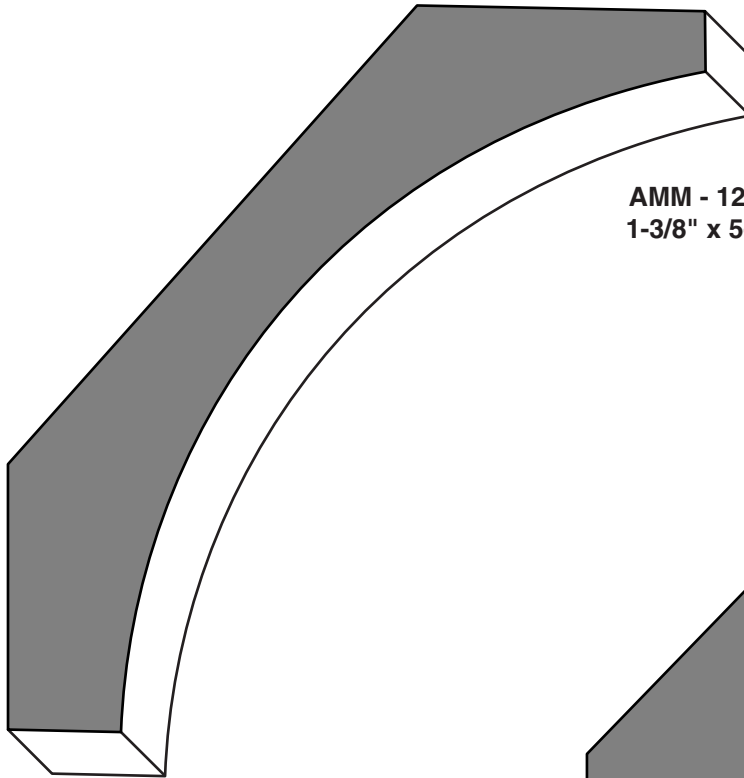
AMM - 123CR  
7/8" x 4-7/16"



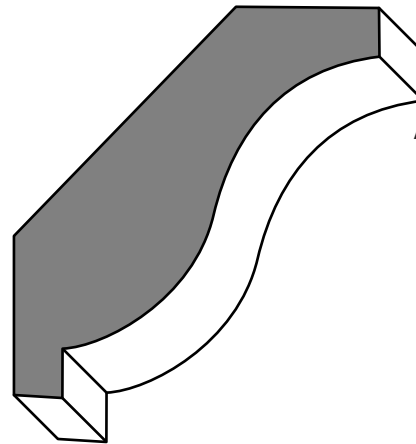
**AMM - 125CR**  
7/8" x 3-7/8"



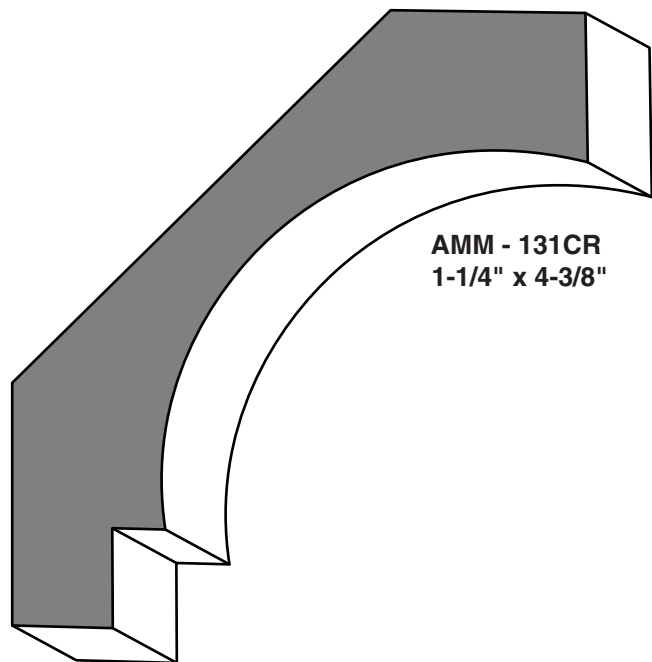
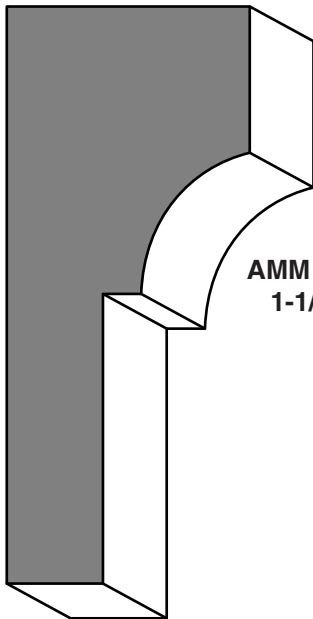
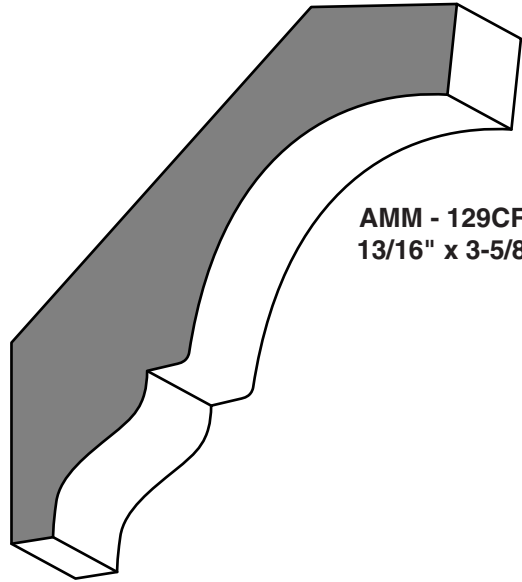
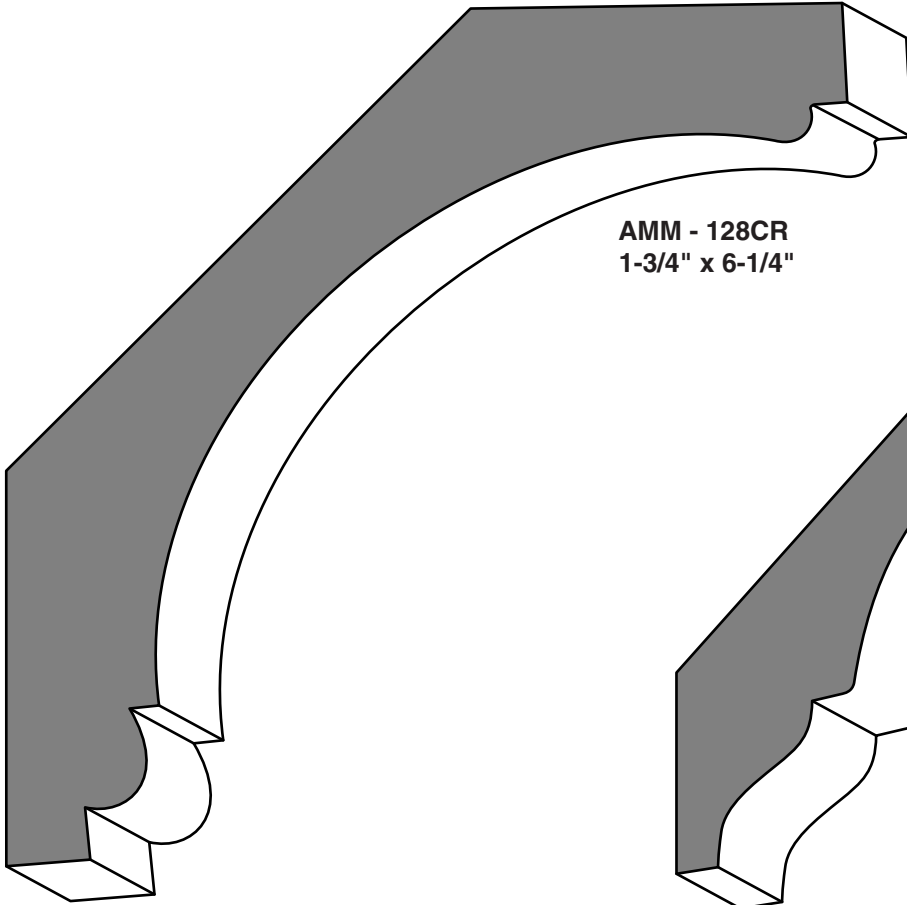
**AMM - 124CR**  
1-3/16" x 2"

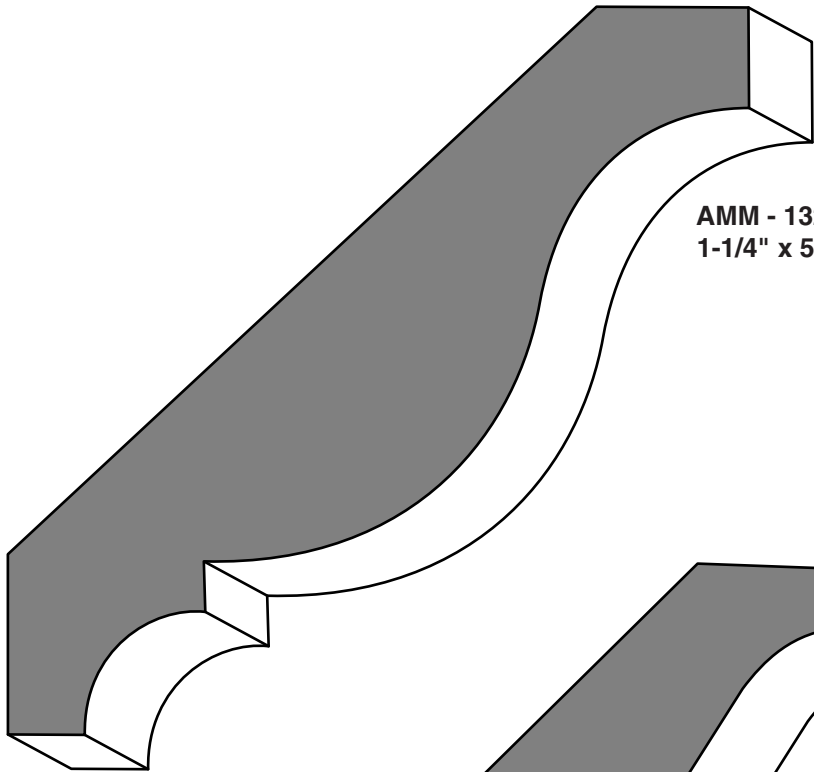


**AMM - 126CR**  
1-3/8" x 5-1/4"

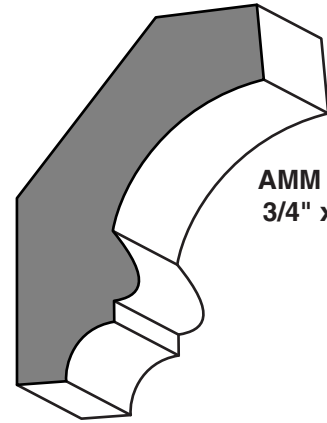


**AMM - 127CR**  
3/4" x 2-3/4"

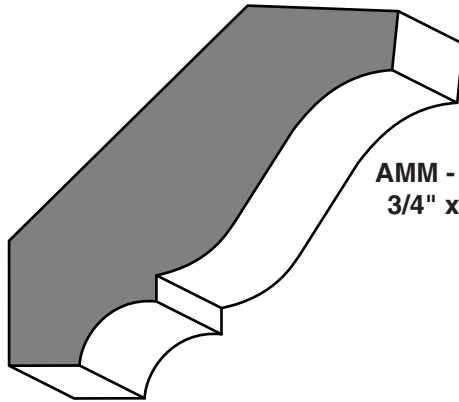




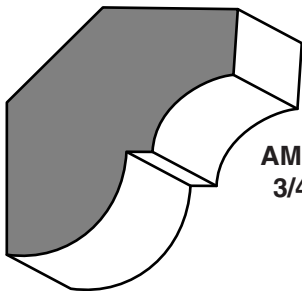
**AMM - 132CR**  
1-1/4" x 5-3/8"



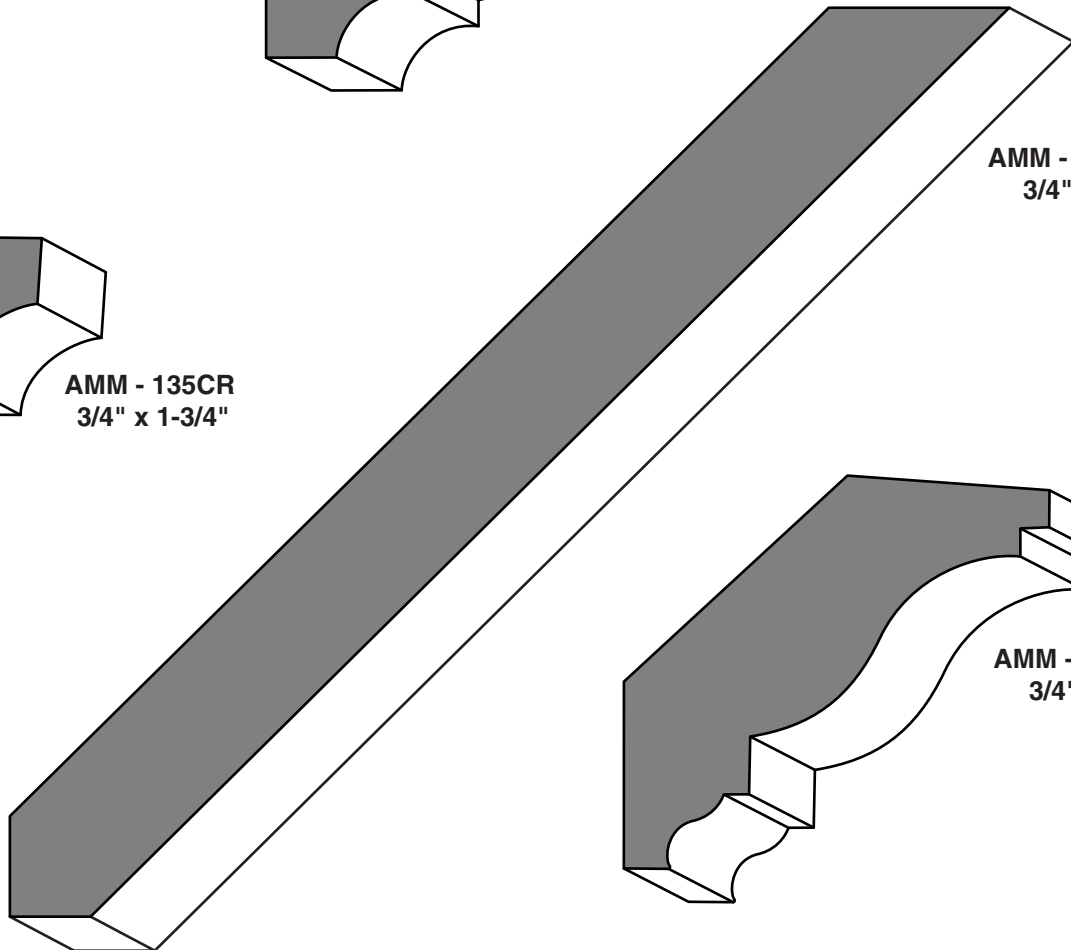
**AMM - 134CR**  
3/4" x 2-5/16"



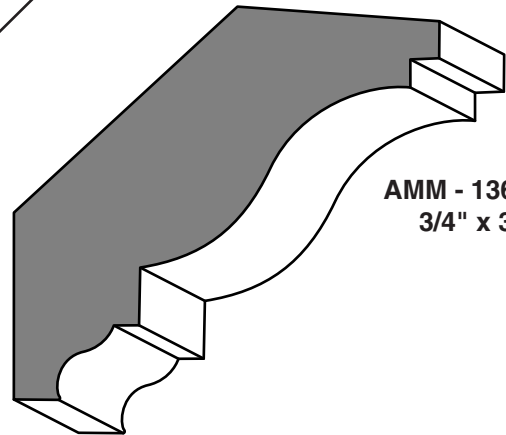
**AMM - 137CR**  
3/4" x 2-3/4"



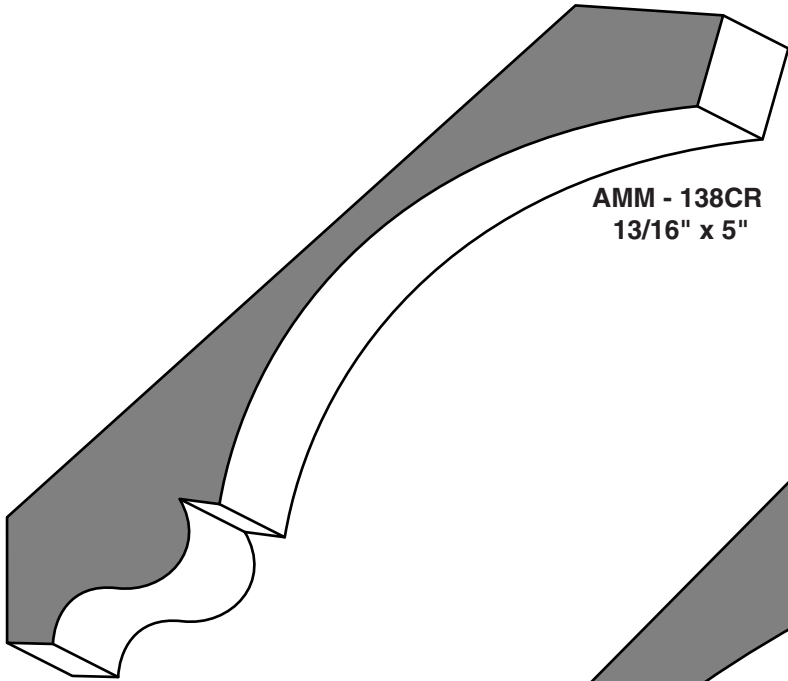
**AMM - 135CR**  
3/4" x 1-3/4"



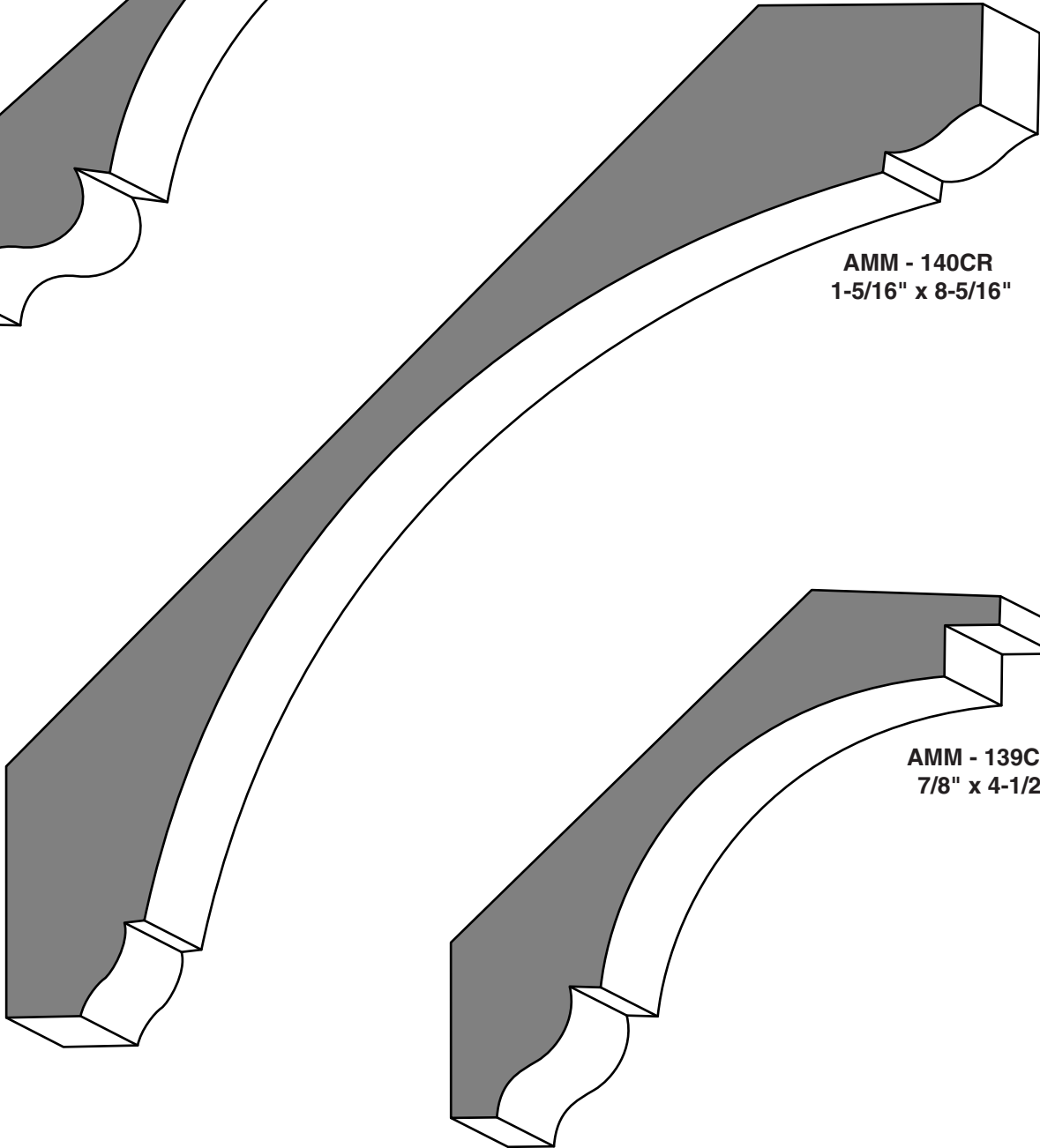
**AMM - 133CR**  
3/4" x 8"



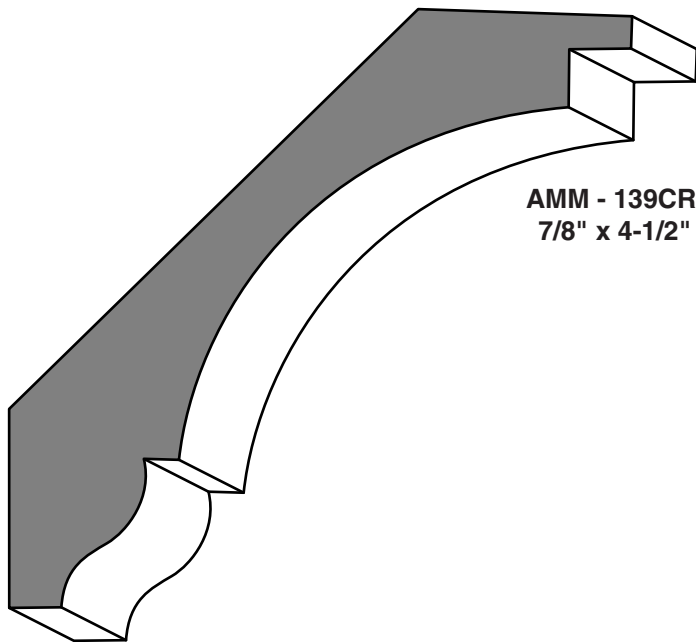
**AMM - 136CR**  
3/4" x 3"



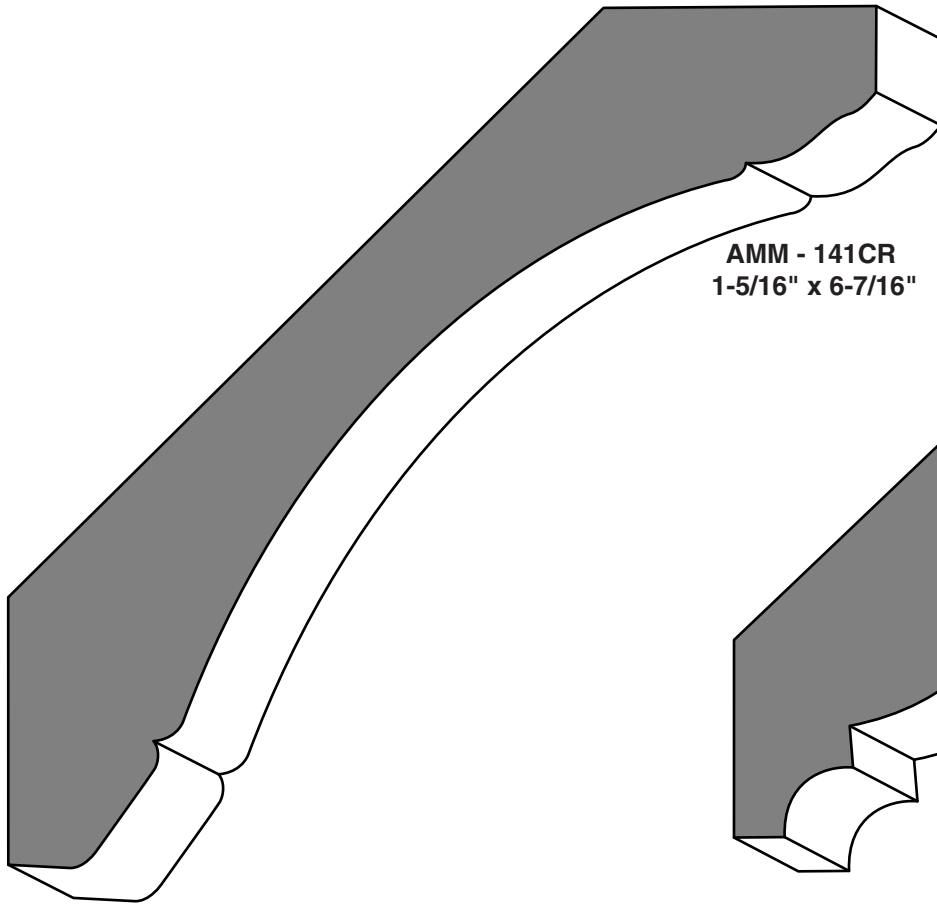
**AMM - 138CR**  
**13/16" x 5"**



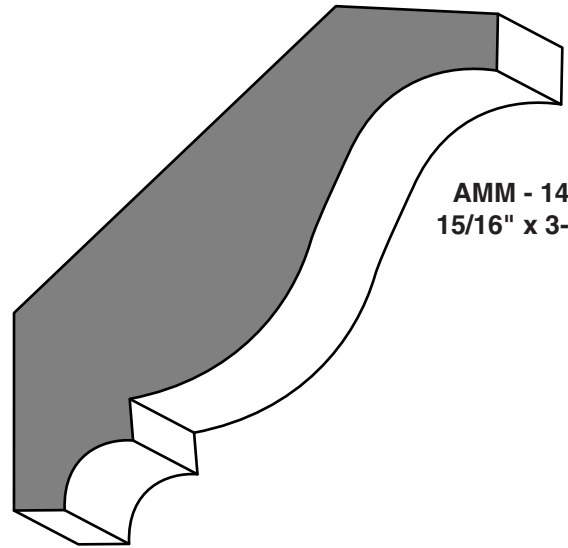
**AMM - 140CR**  
**1-5/16" x 8-5/16"**



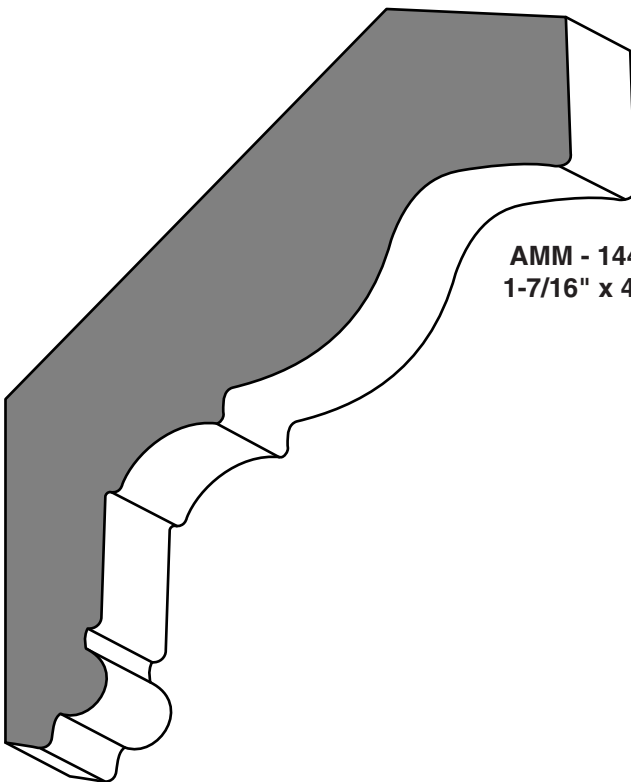
**AMM - 139CR**  
**7/8" x 4-1/2"**



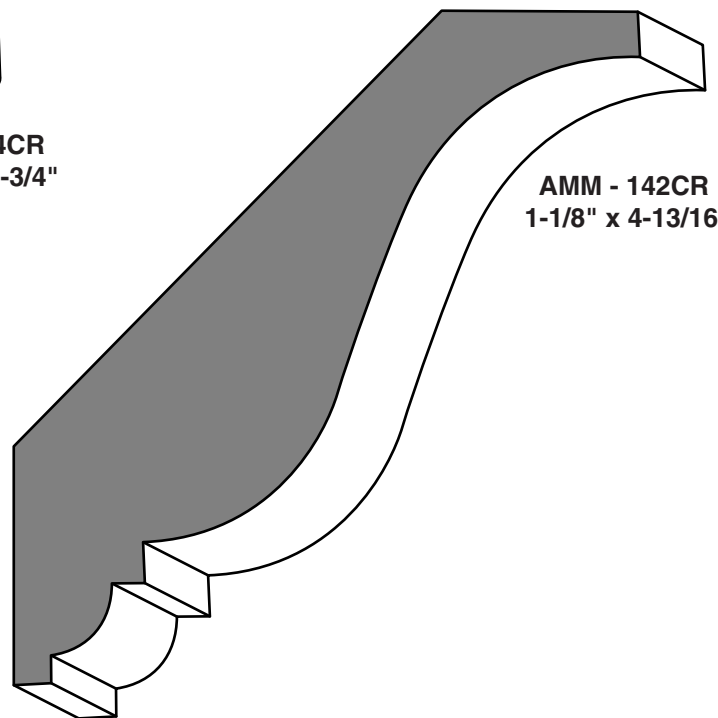
**AMM - 141CR**  
1-5/16" x 6-7/16"



**AMM - 143CR**  
15/16" x 3-11/16"

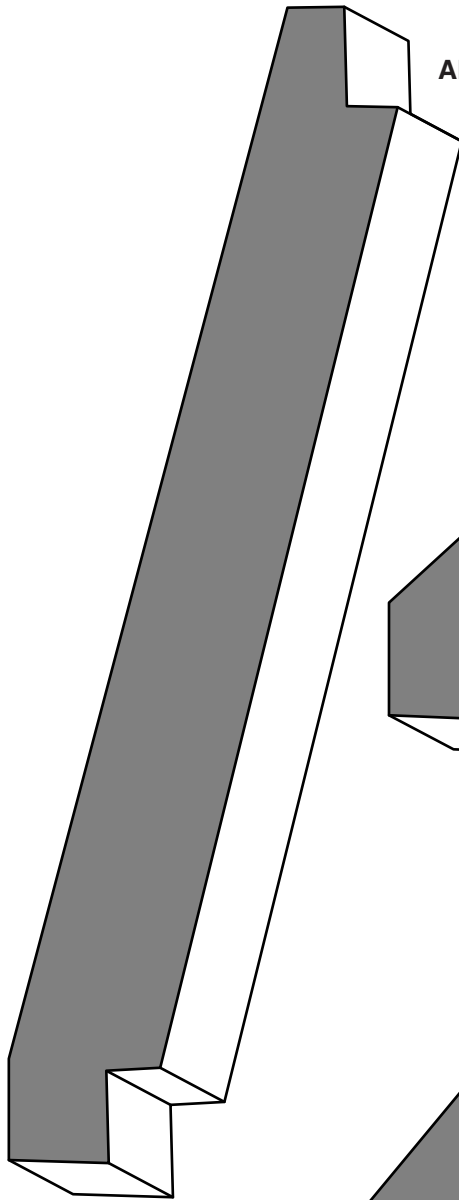


**AMM - 144CR**  
1-7/16" x 4-3/4"

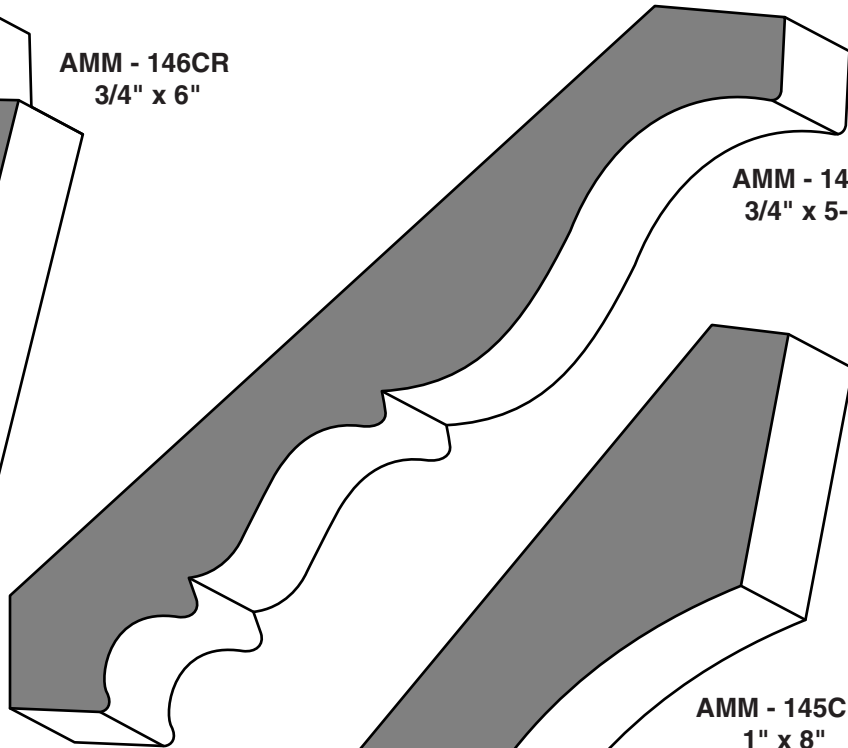


**AMM - 142CR**  
1-1/8" x 4-13/16"

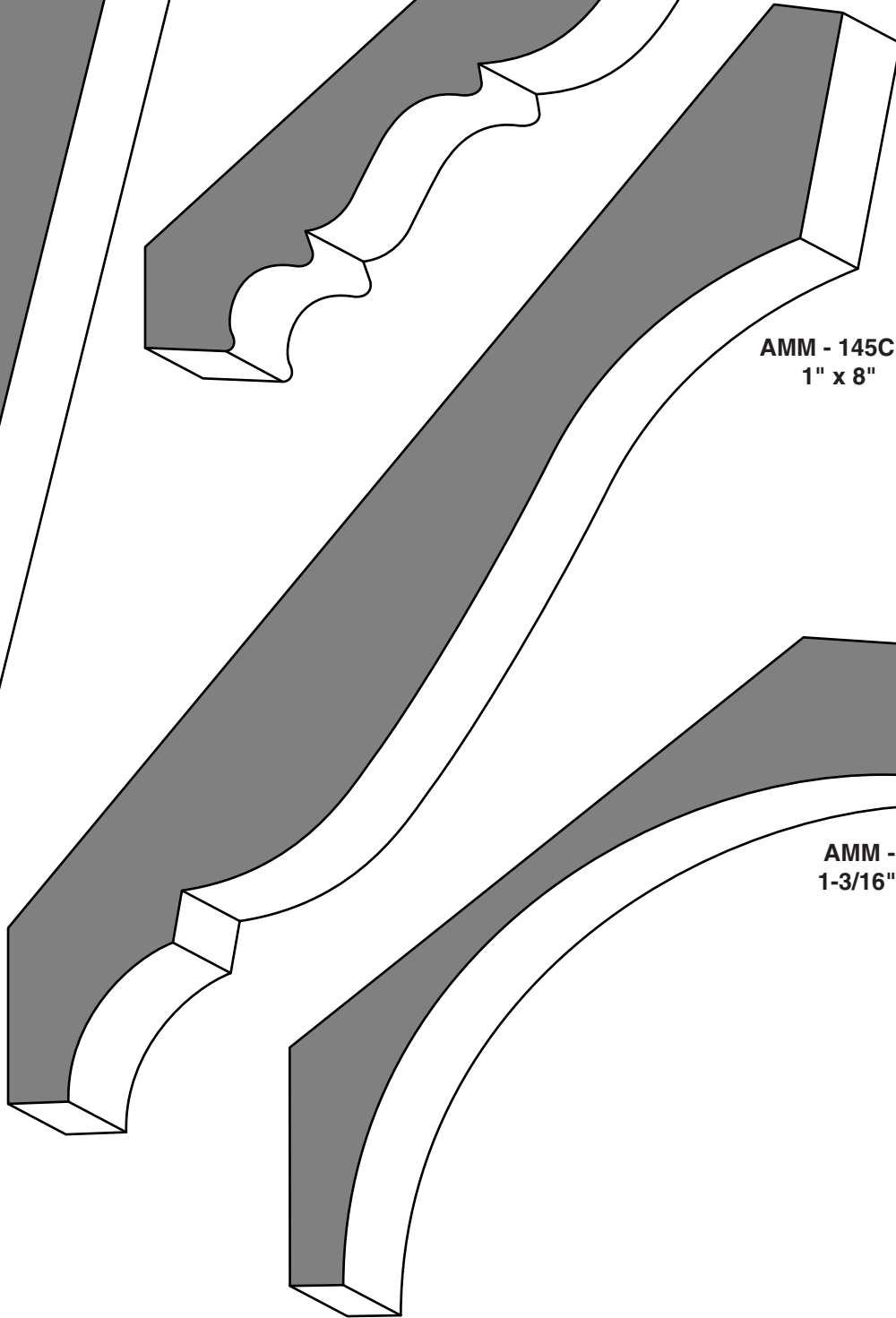




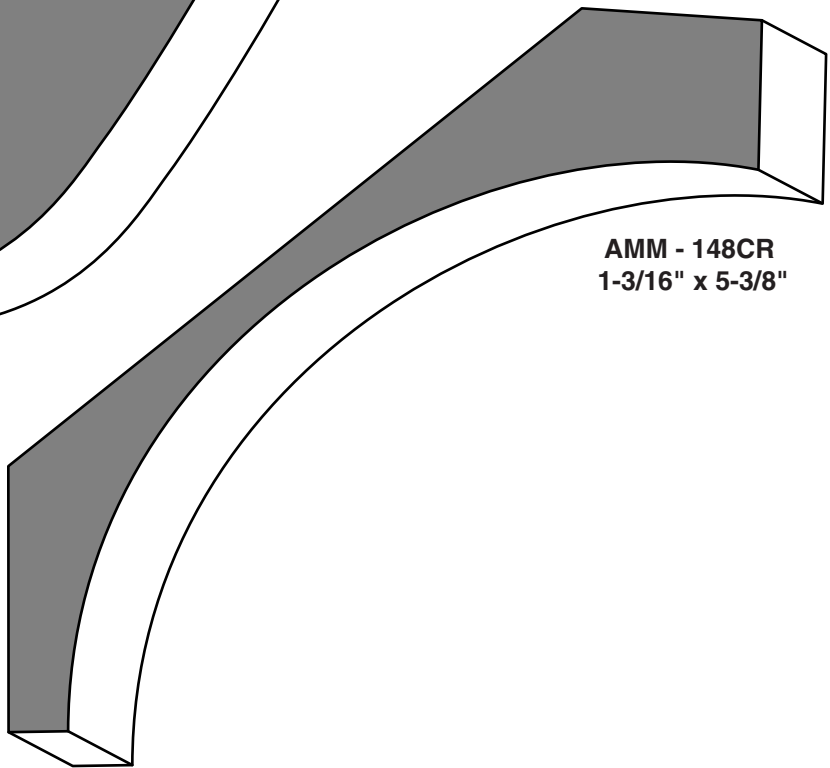
AMM - 146CR  
3/4" x 6"



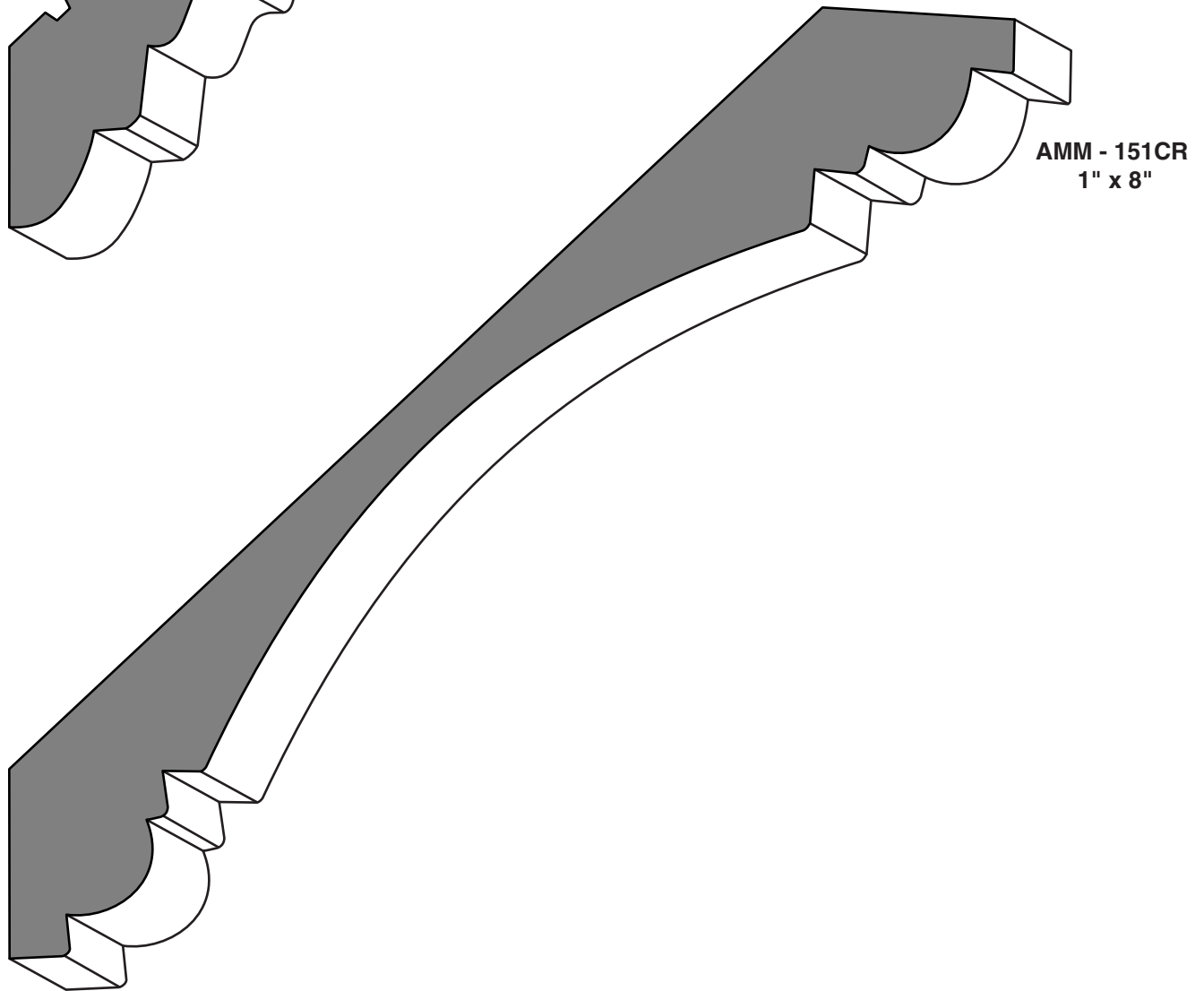
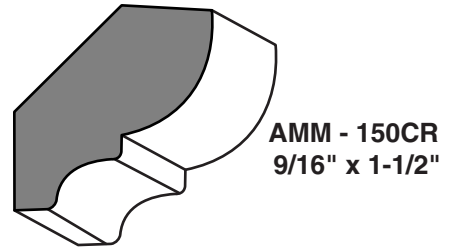
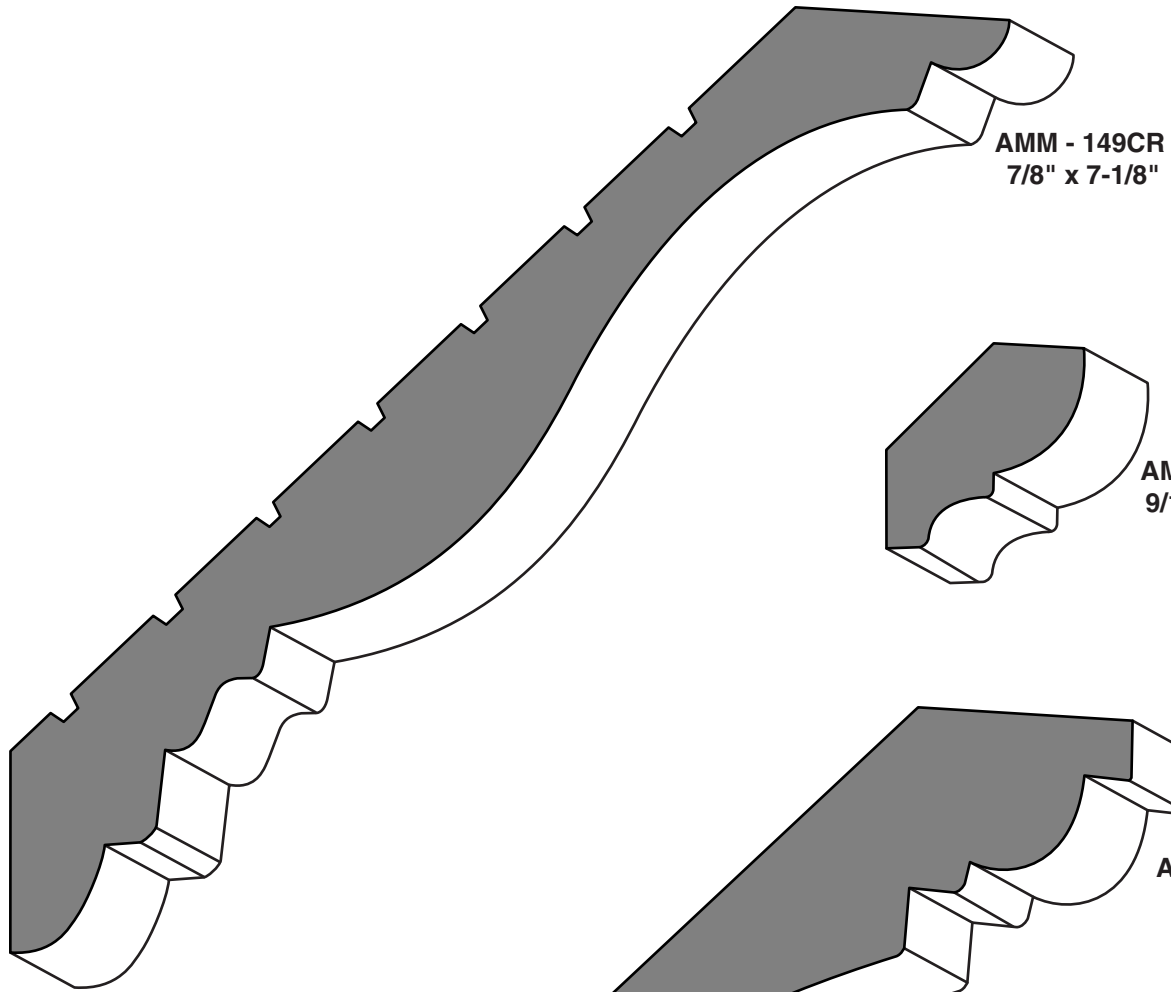
AMM - 147CR  
3/4" x 5-1/2"

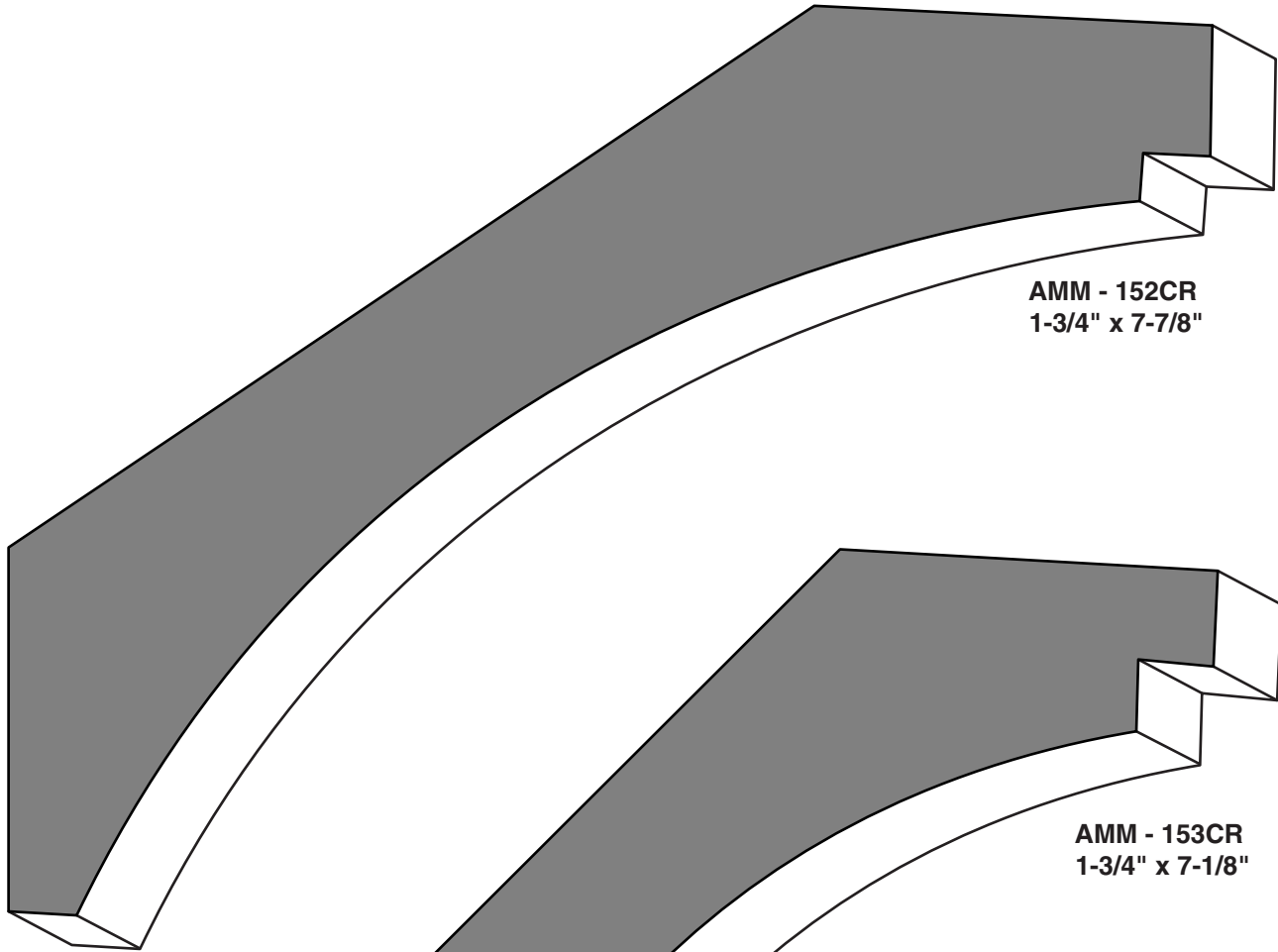


AMM - 145CR  
1" x 8"

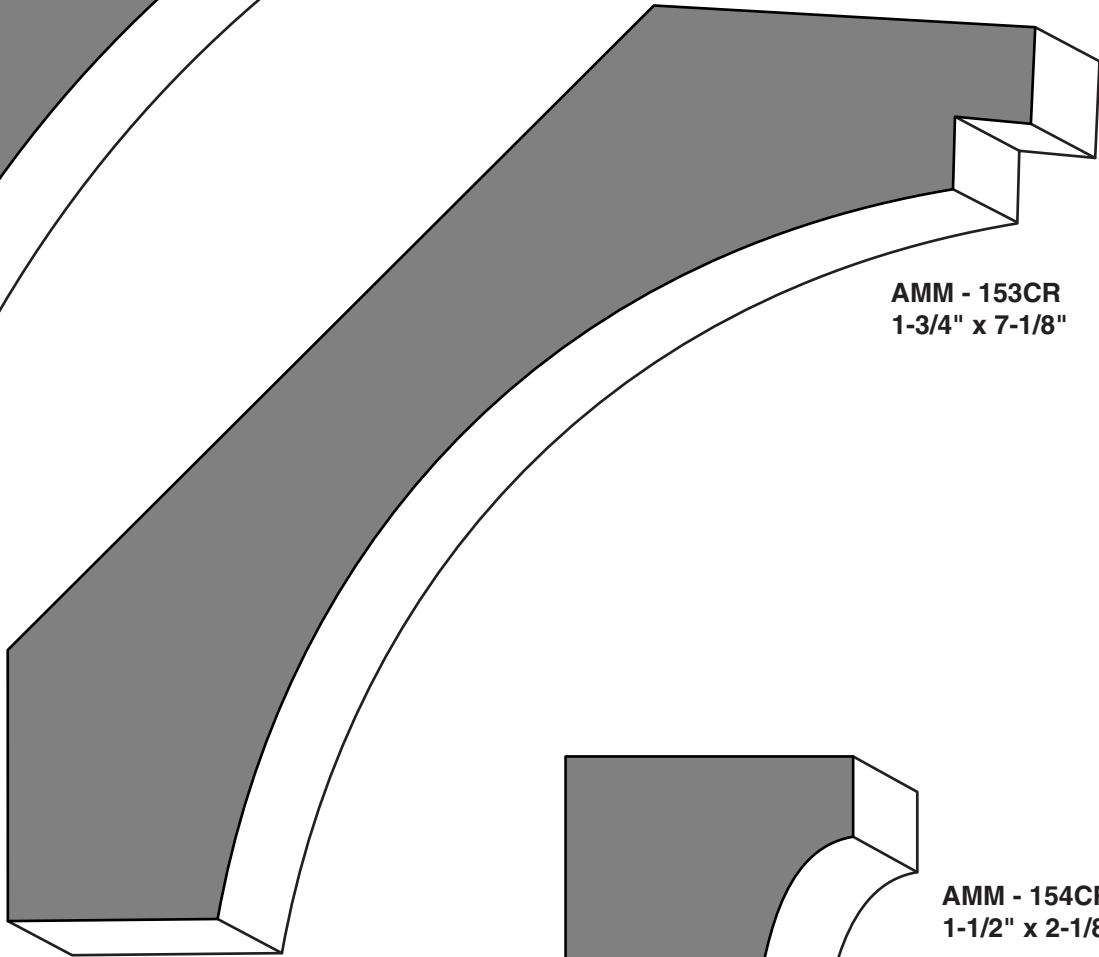


AMM - 148CR  
1-3/16" x 5-3/8"

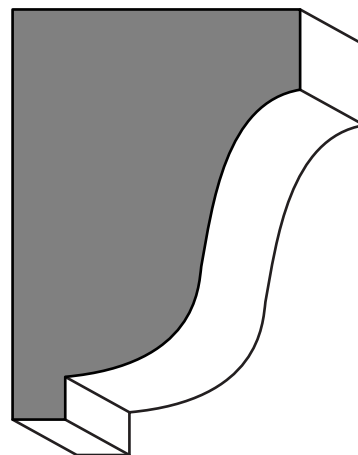




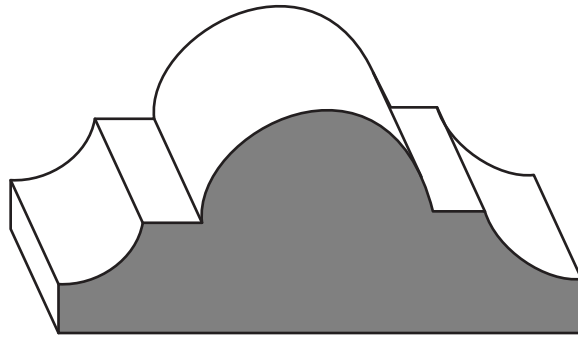
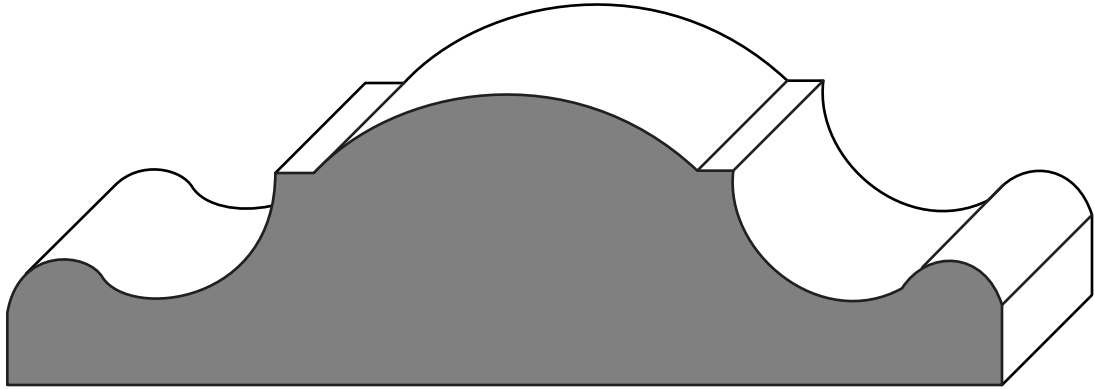
**AMM - 152CR**  
1-3/4" x 7-7/8"



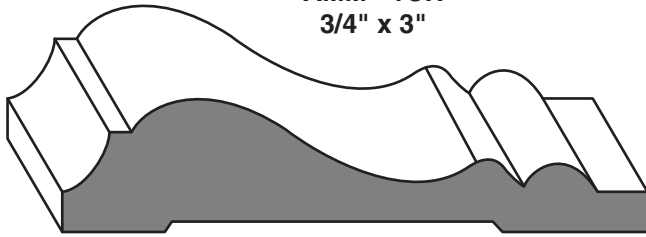
**AMM - 153CR**  
1-3/4" x 7-1/8"



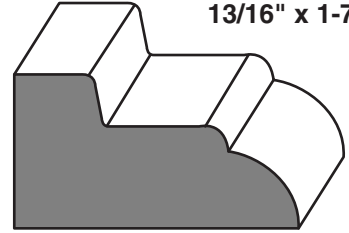
**AMM - 154CR**  
1-1/2" x 2-1/8"



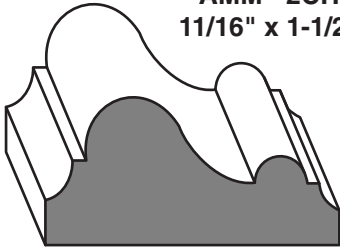
**AMM - 1CH**  
3/4" x 3"



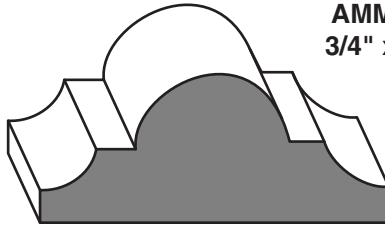
**AMM - 4CH**  
13/16" x 1-7/16"



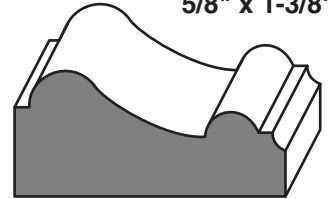
**AMM - 2CH**  
11/16" x 1-1/2"



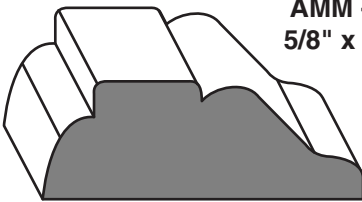
**AMM - 3CH**  
3/4" x 1-3/4"



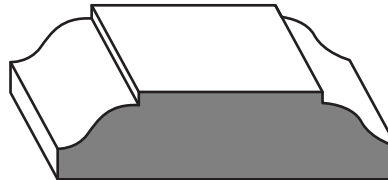
**AMM - 5CH**  
5/8" x 1-3/8"



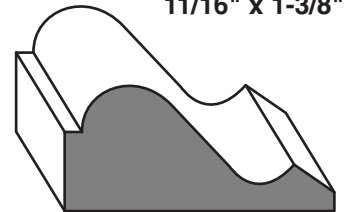
**AMM - 6CH**  
5/8" x 1-5/8"



**AMM - 7CH**  
7/16" x 1-3/4"



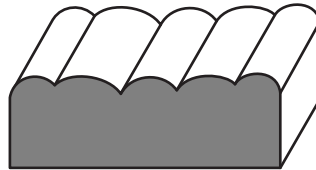
**AMM - 8CH**  
11/16" x 1-3/8"



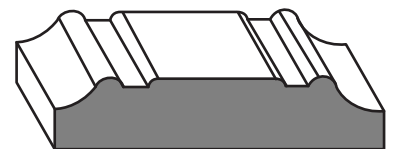
**AMM - 9CH**  
3/8" x 3/4"



**AMM - 10CH**  
1/2" x 1-7/16"



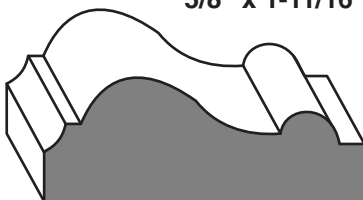
**AMM - 11CH**  
3/8" x 1-3/4"



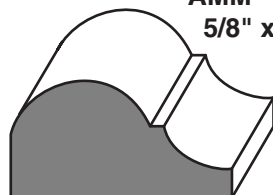
**AMM - 9A-CH**  
3/8" x 3/4"



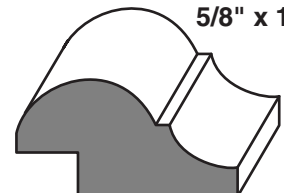
**AMM - 12CH**  
5/8" x 1-11/16"

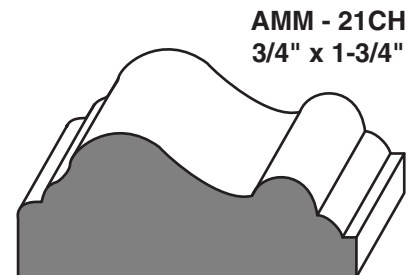
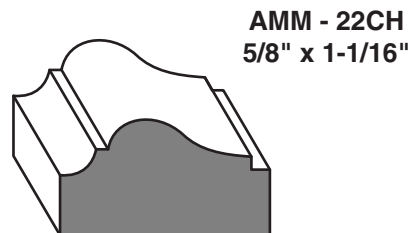
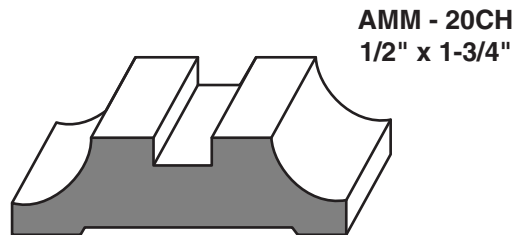
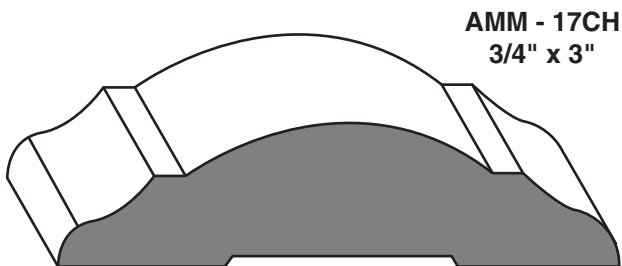
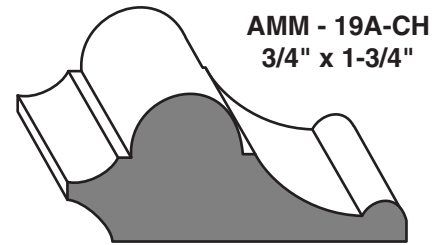
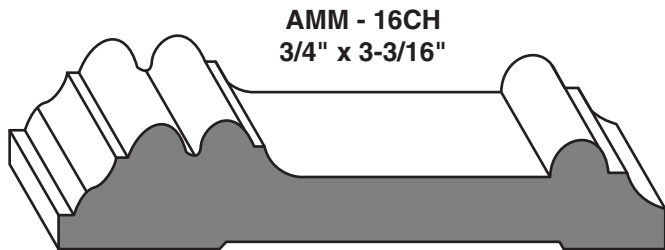
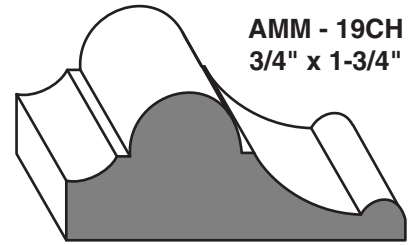
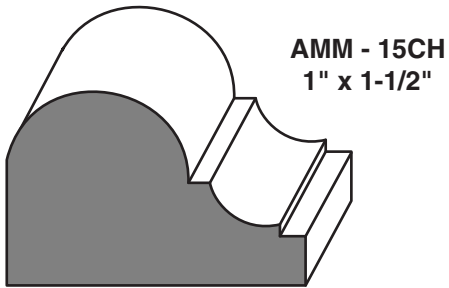
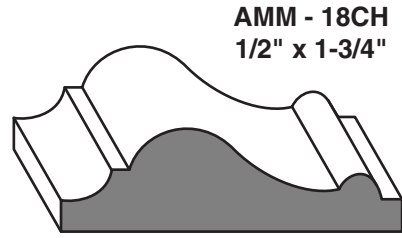
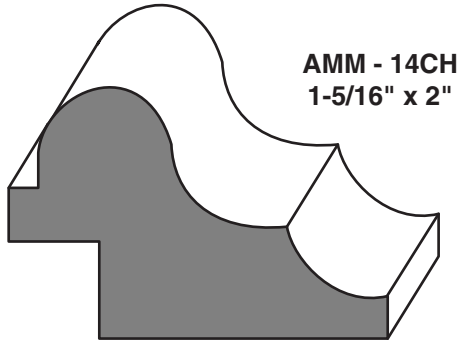


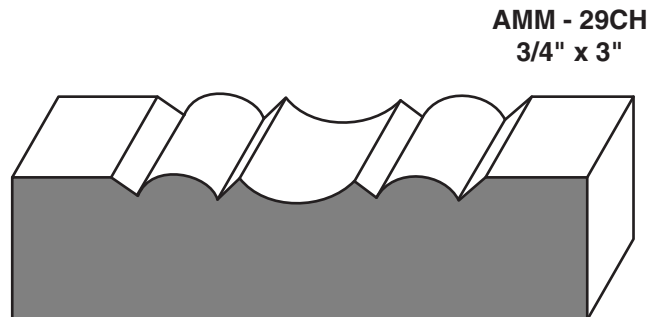
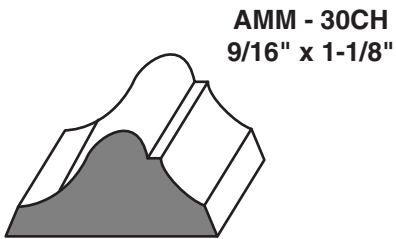
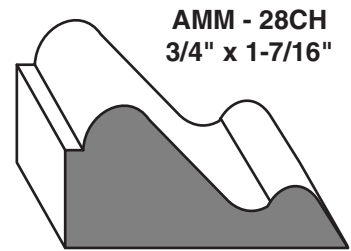
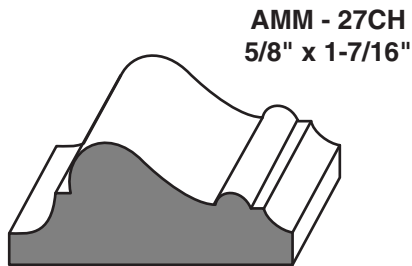
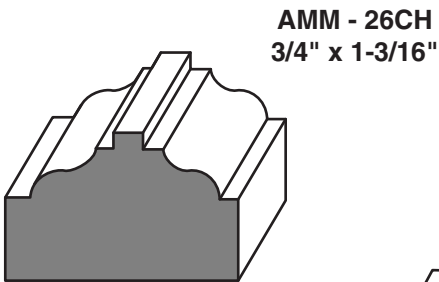
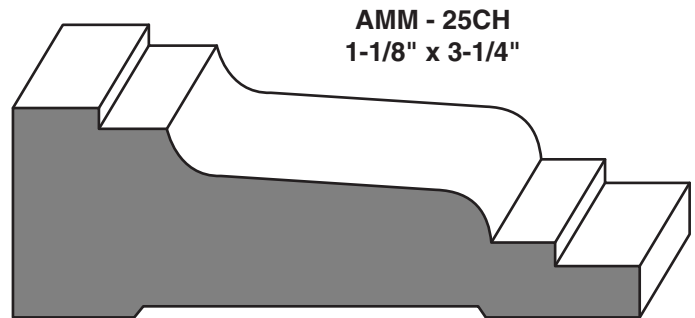
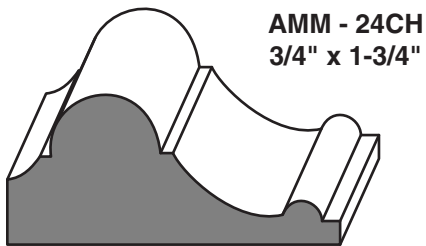
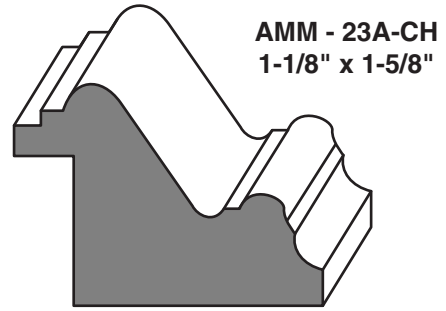
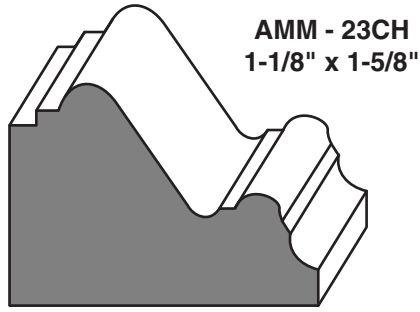
**AMM - 13B-CH**  
5/8" x 1-1/8"

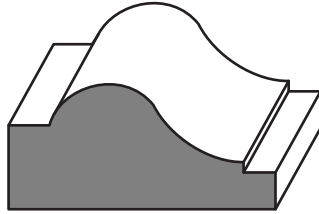


**AMM - 13CH**  
5/8" x 1-1/8"

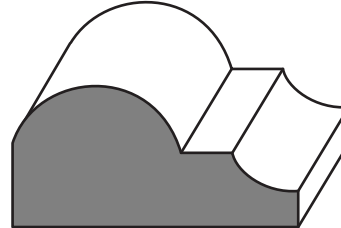




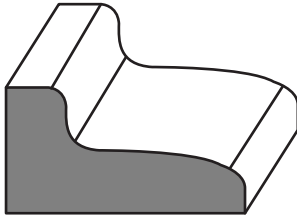




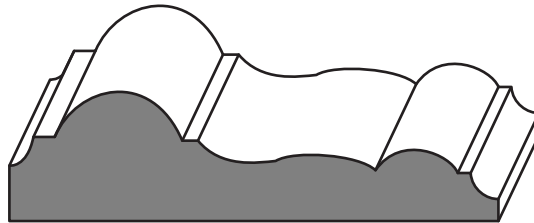
**AMM - 31CH**  
5/8" x 1-3/8"



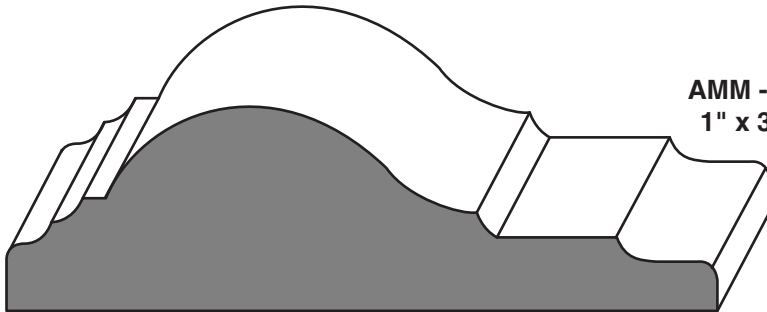
**AMM - 36CH**  
3/4" x 1-1/2"



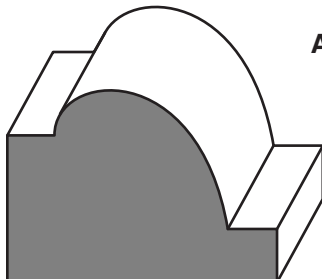
**AMM - 32CH**  
5/8" x 1-1/4"




**AMM - 37CH**  
11/16" x 2-1/2"



**AMM - 33CH**  
1" x 3-3/4"

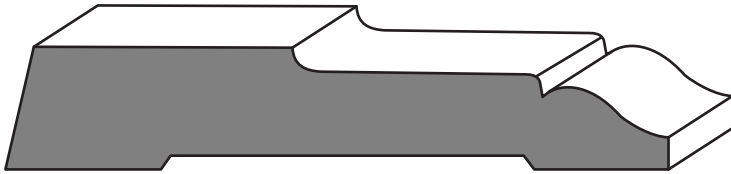


**AMM - 34CH**  
1" x 1-3/8"

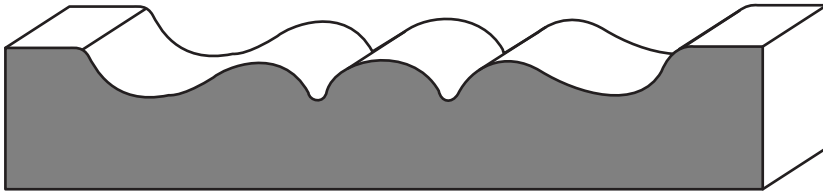


**AMM - 35CH**  
3/4" x 1-1/4"

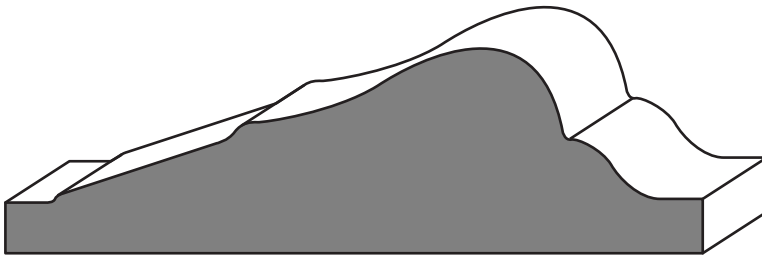




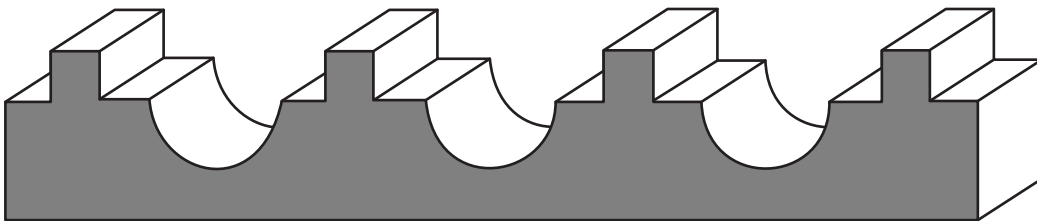
**AMM - 38CH**  
5/8" x 3-1/2"



**AMM - 39CH**  
3/4" x 4"



**AMM - 40CH**  
1-1/16" x 3-11/16"

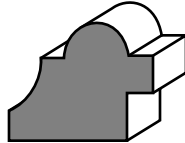


**AMM - 41CH**  
7/8" x 5-1/8"



AMM - 42CH  
3/4" x 3"

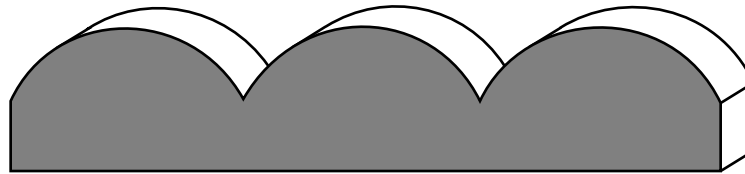
AMM - 43CH  
5/8" x 3/4"



AMM - 44CH  
3/8" x 5/8"



AMM - 45CH  
3/4" x 3-3/4"



AMM - 46CH  
7/8" x 1-1/8"



AMM - 47CH  
1/4" x 3/4"



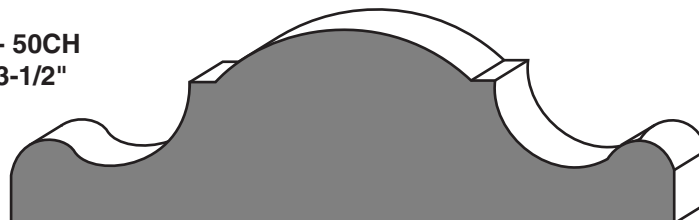
AMM - 48CH  
3/8" x 5/8"

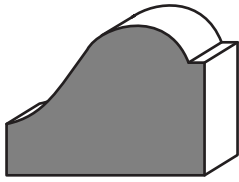


AMM - 49CH  
5/8" x 4"




AMM - 50CH  
1" x 3-1/2"

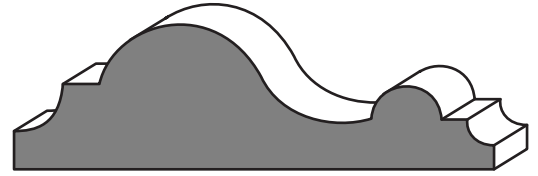




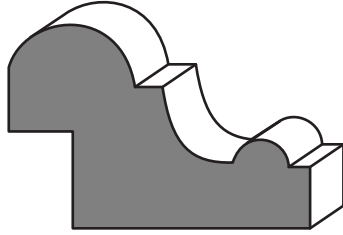
**AMM - 51CH**  
3/4" x 1"



**AMM - 52CH**  
7/8" x 1-5/16"



**AMM - 53CH**  
3/4" x 2-1/2"



**AMM - 54CH**  
1-1/16" x 1-5/8"



**AMM - 55CH**  
1/2" x 1-1/4"



**AMM - 56CH**  
3/4" x 4-9/16"



**AMM - 57CH**  
3/4" x 2"



**AMM - 58CH**  
13/16" x 1-5/16"



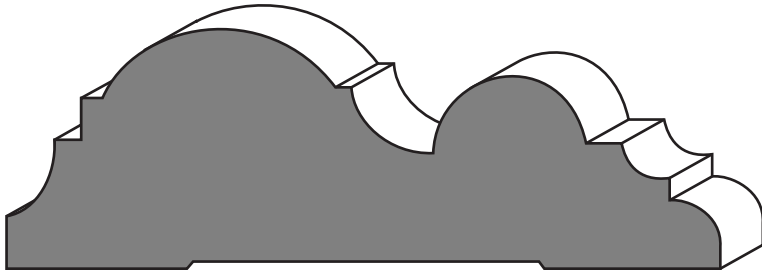
**AMM - 59CH**  
1/2" x 2"



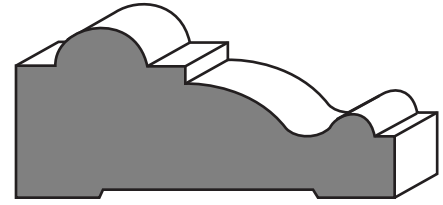
**AMM - 60CH**  
3/4" x 7/8"



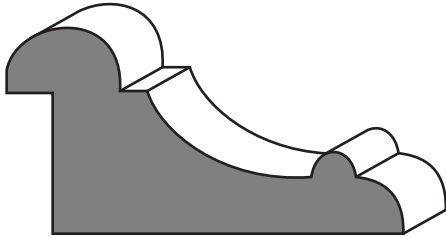
**AMM - 61CH**  
9/16" x 2"



**AMM - 62CH**  
1-1/4" x 3-3/4"



**AMM - 63CH**  
7/8" x 2"



**AMM - 64CH**  
1-1/16" x 2-1/8"



**AMM - 65CH**  
1-3/16" x 3-7/16"



**AMM - 66CH**  
1/2" x 1"



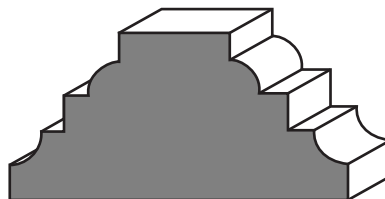
**AMM - 67CH**  
3/4" x 3"



**AMM - 68CH**  
5/8" x 1-3/8"



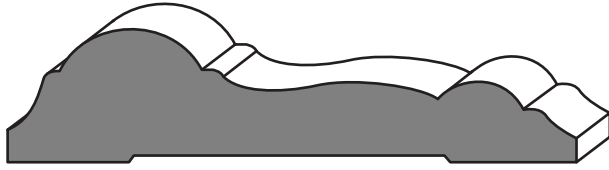
**AMM - 69CH**  
3/4" x 1-3/4"



**AMM - 70CH**  
7/8" x 1-1/4"



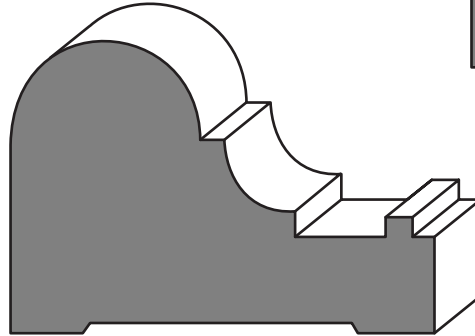
**AMM - 71CH**  
3/4" x 1-1/2"



**AMM - 72CH**  
11/16" x 3"




**AMM - 73CH**  
3/4" x 1-1/4"



**AMM - 74CH**  
1-1/2" x 2-1/4"



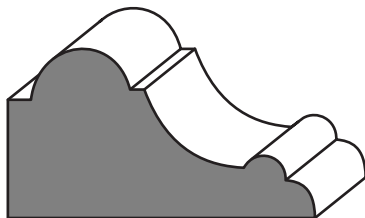
**AMM - 75CH**  
3/4" x 3" to 9"



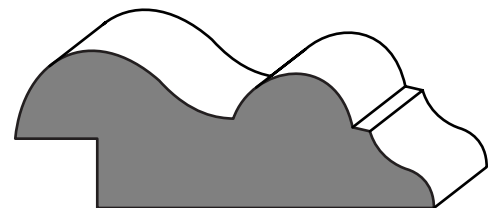
**AMM - 76CH**  
3/4" x 3-1/2"




**AMM - 78CH**  
7/16" x 1-1/8"



**AMM - 77CH**  
7/8" x 1-5/8"



**AMM - 79CH**  
13/16" x 2-1/4"



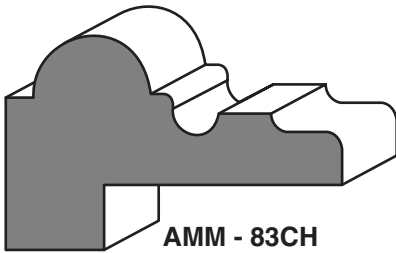
AMM - 80CH  
3/4" x 4"



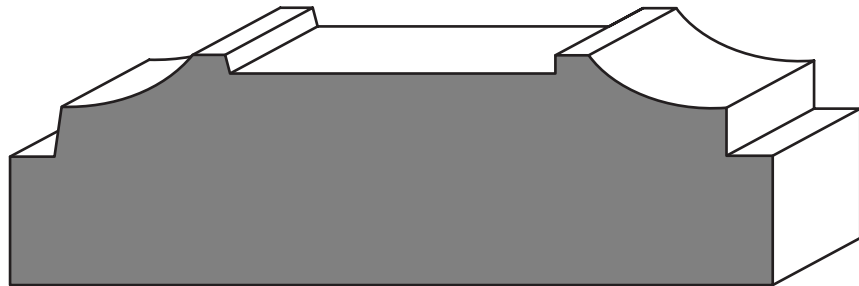
AMM - 81CH  
7/8" x 4"



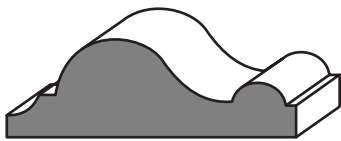
AMM - 82CH  
3/4" x 2" to 9"



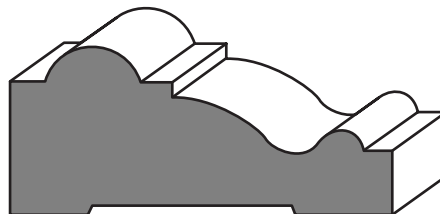
AMM - 83CH  
1-1/8" x 1-3/4"



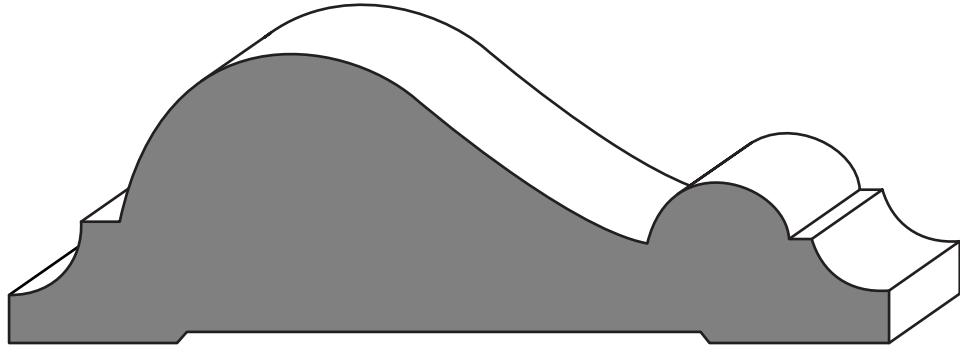
AMM - 84CH  
1-3/16" x 4"



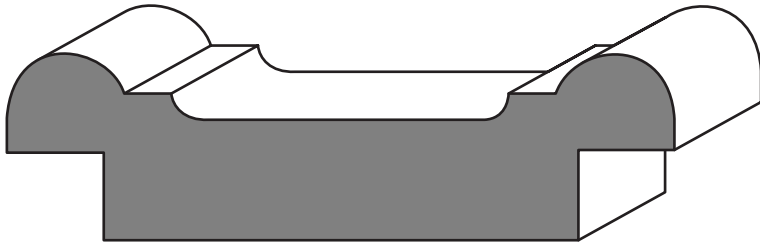
AMM - 85CH  
1/2" x 1-1/2"



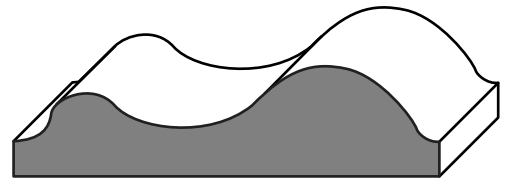
AMM - 86CH  
7/8" x 2"



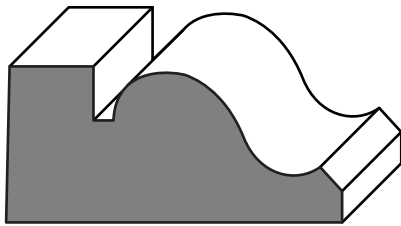
**AMM - 87CH**  
1-1/2" x 4-5/8"



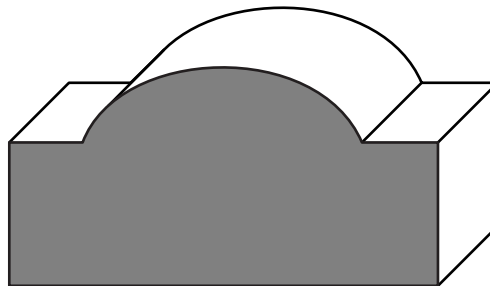
**AMM - 88CH**  
1" x 3-1/2"



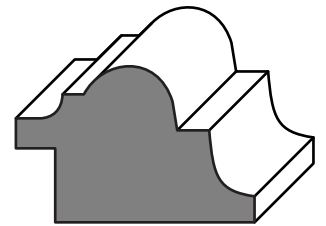
**AMM - 89CH**  
9/16" x 2-1/4"



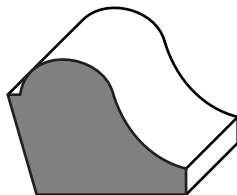
**AMM - 90CH**  
13/16" x 1-3/4"



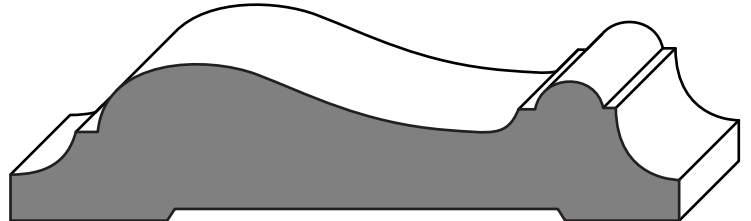
**AMM - 91CH**  
1-1/8" x 2-1/4"



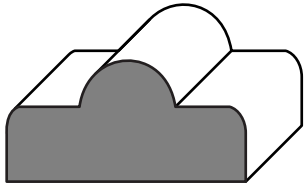
**AMM - 92CH**  
13/16" x 1-1/4"



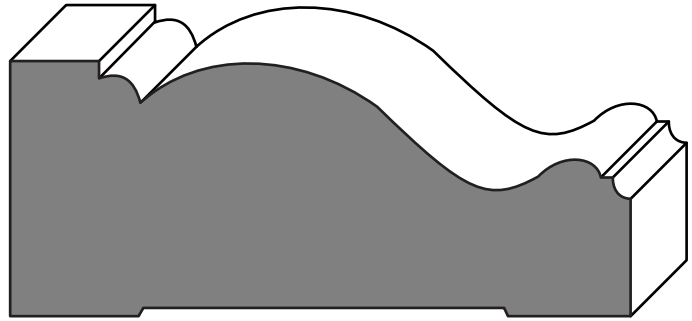
**AMM - 93CH**  
11/16" x 15/16"



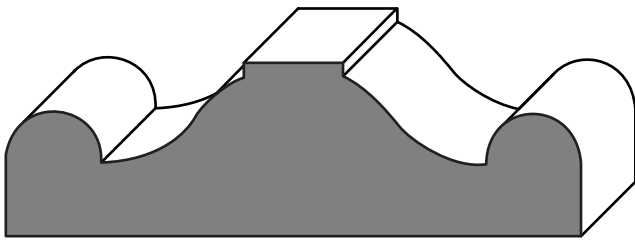
**AMM - 94CH**  
3/4" x 3-1/2"



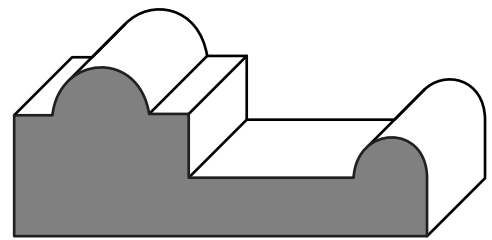
**AMM - 95CH**  
5/8" x 1-1/4"



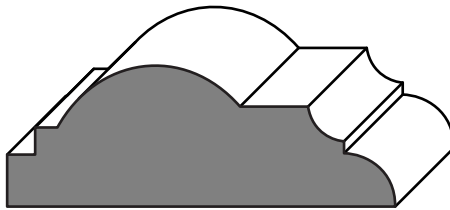
**AMM - 96CH**  
1-5/16" x 3-1/4"




**AMM - 97CH**  
7/8" x 3"



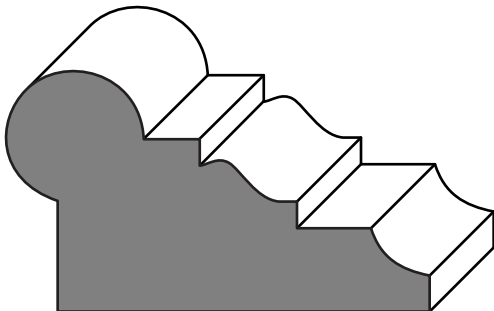
**AMM - 98CH**  
7/8" x 2-1/8"



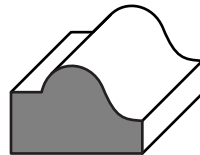
**AMM - 99CH**  
11/16" x 2"



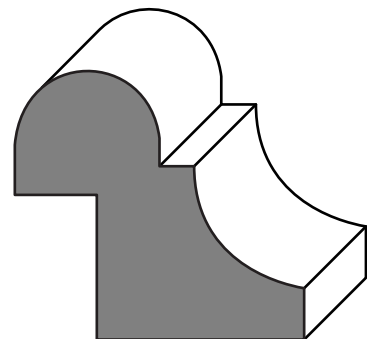
**AMM - 100CH**  
1-1/4" x 1-7/8"



**AMM - 101CH**  
1-1/4" x 2-1/4"

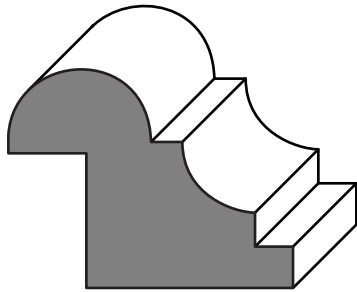


**AMM - 102CH**  
15/32" x 11/16"

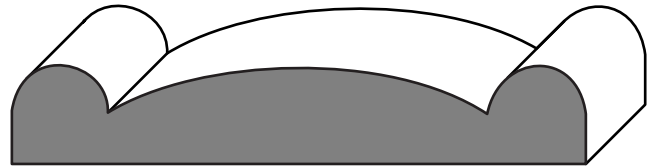


**AMM - 103CH**  
1-3/8" x 1-1/2"

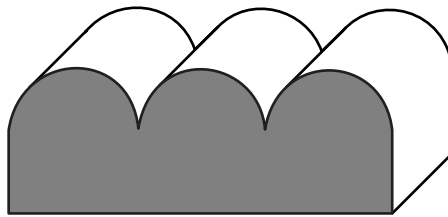





**AMM - 104CH**  
1-1/8" x 1-1/2"



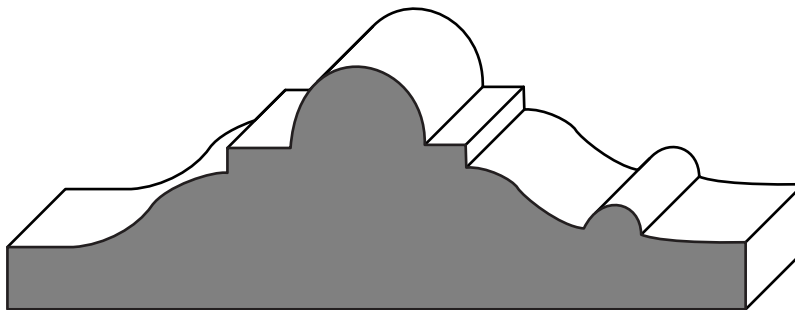
**AMM - 105CH**  
3/4" x 3"



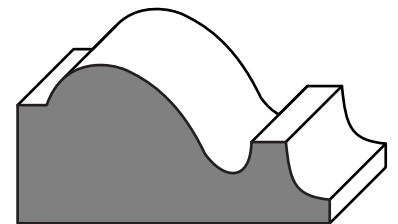
**AMM - 107CH**  
3/4" x 2"



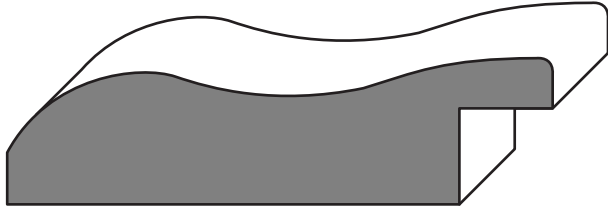
**AMM - 106CH**  
3/4" x 5"



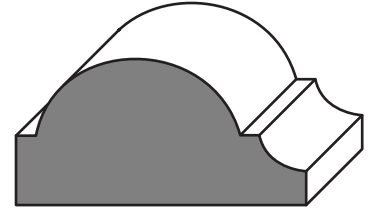
**AMM - 108CH**  
1-1/4" x 3-7/8"



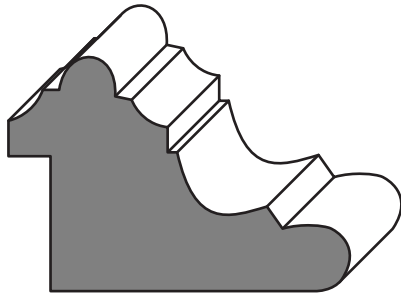
**AMM - 109CH**  
13/16" x 1-5/8"



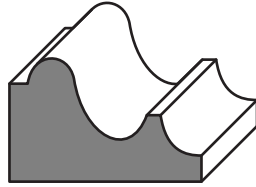
**AMM - 111CH**  
3/4" x 2-7/8"




**AMM - 112CH**  
3/4" x 1-1/2"



**AMM - 113CH**  
1-1/4" x 1-13/16"



**AMM - 110CH**  
5/8" x 1"



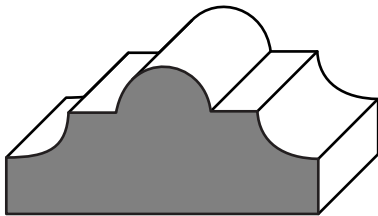
**AMM - 114CH**  
7/8" x 2-3/4"



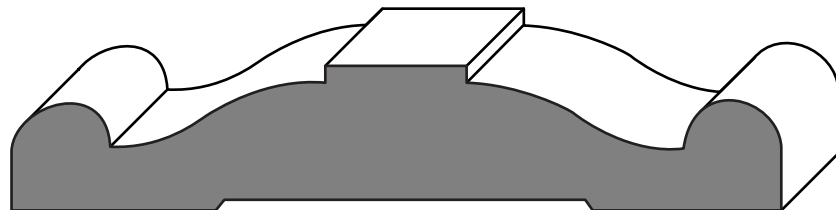
**AMM - 115CH**  
3/4" x 1-1/2"



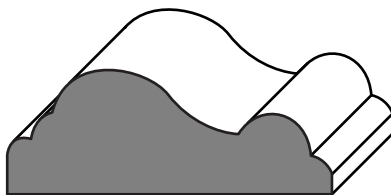
**AMM - 116CH**  
3/4" x 1-1/4"



**AMM - 117CH**  
3/4" x 1-5/8"



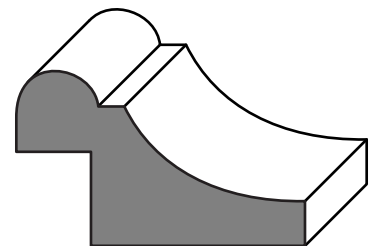
**AMM - 118CH**  
3/4" x 4"



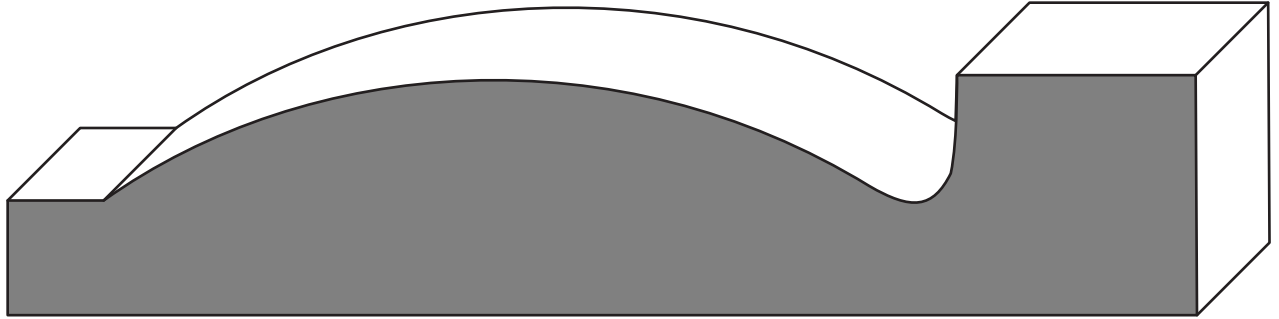
**AMM - 119CH**  
5/8" x 1-11/16"



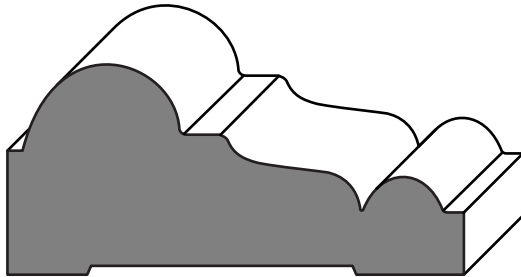
**AMM - 121CH**  
1/4" x 3/4"



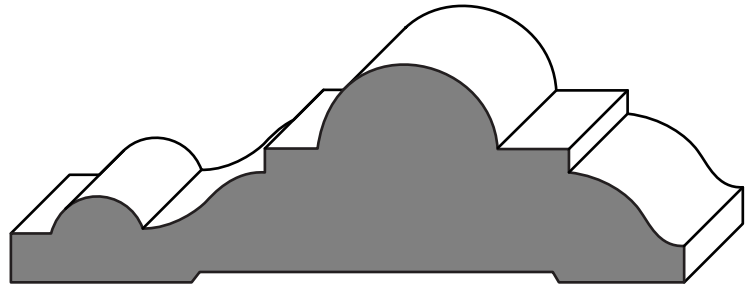
**AMM - 120CH**  
7/8" x 1-1/2"



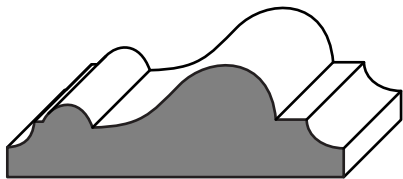
**AMM - 122CH**  
1-1/4" x 6-1/4"



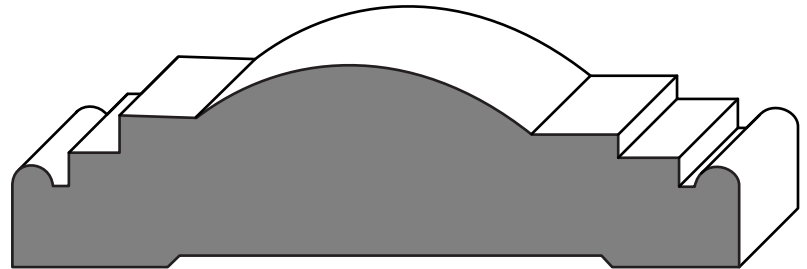
**AMM - 123CH**  
1-1/16" x 2-3/8"



**AMM - 124CH**  
1-1/8" x 3-1/2"



**AMM - 125CH**  
9/16" x 1-3/4"




**AMM - 126CH**  
1-1/16" x 3-3/4"



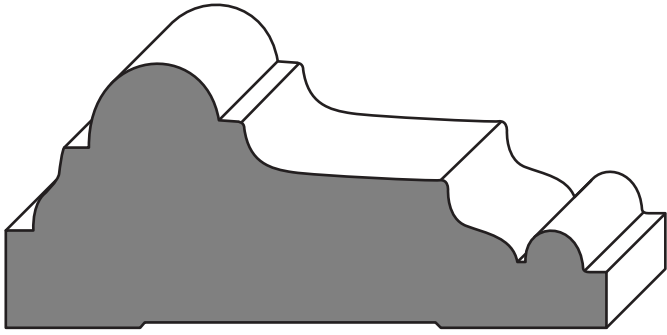
**AMM - 127CH**  
5/8" x 1-3/8"



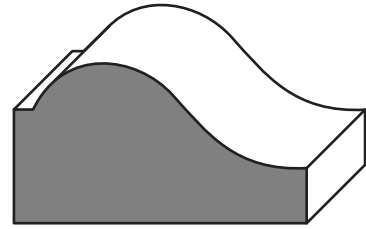
**AMM - 128CH**  
11/16" x 1-5/16"



**AMM - 129CH**  
3/4" x 3-1/2"



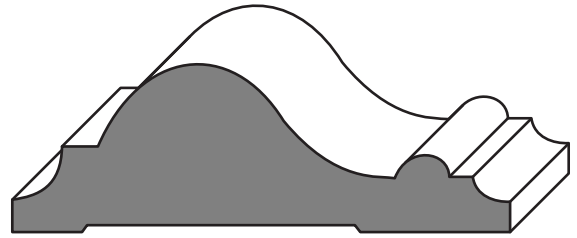
**AMM - 131CH**  
1-3/8" x 3-1/8"



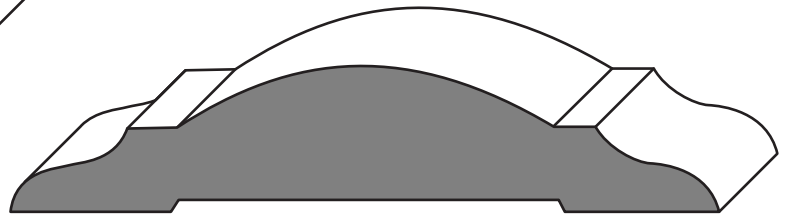
**AMM - 130CH**  
13/16" x 1-1/2"



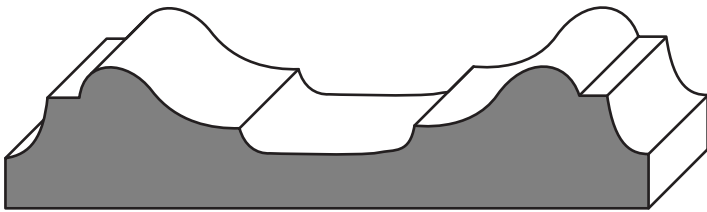
**AMM - 132CH**  
1-3/4" x 3-1/8"



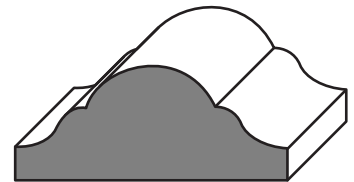
**AMM - 133CH**  
7/8" x 2-9/16"



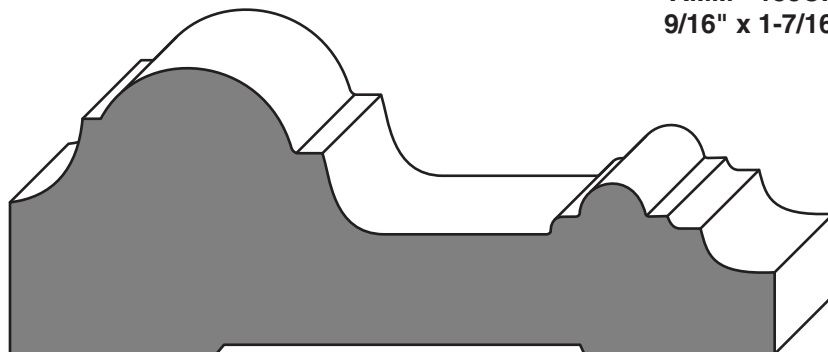
**AMM - 137CH**  
3/4" x 3-3/4"



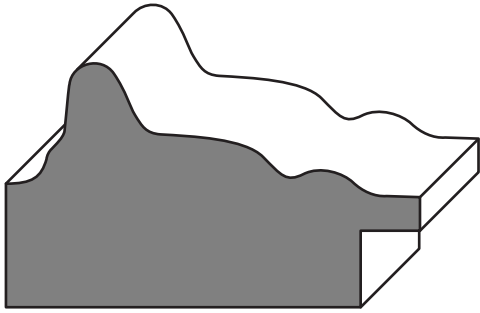
**AMM - 134CH**  
3/4" x 3-3/8"



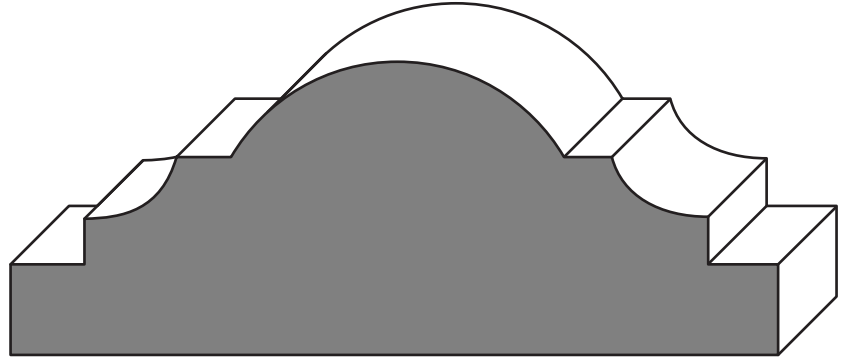
**AMM - 135CH**  
9/16" x 1-7/16"



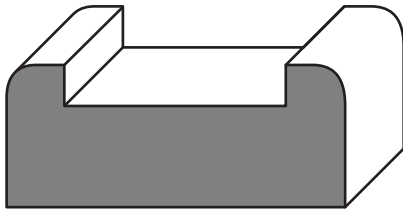
**AMM - 136CH**  
1-1/2" x 4"



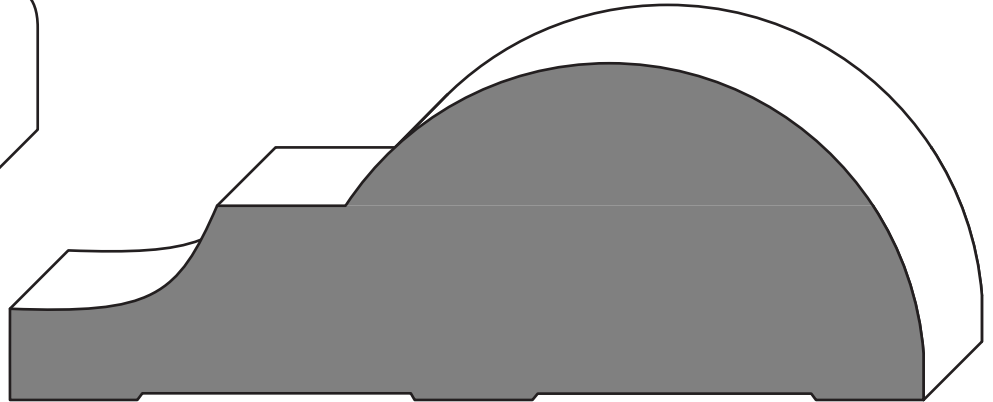
**AMM - 138CH**  
1-1/4" x 2-1/8"



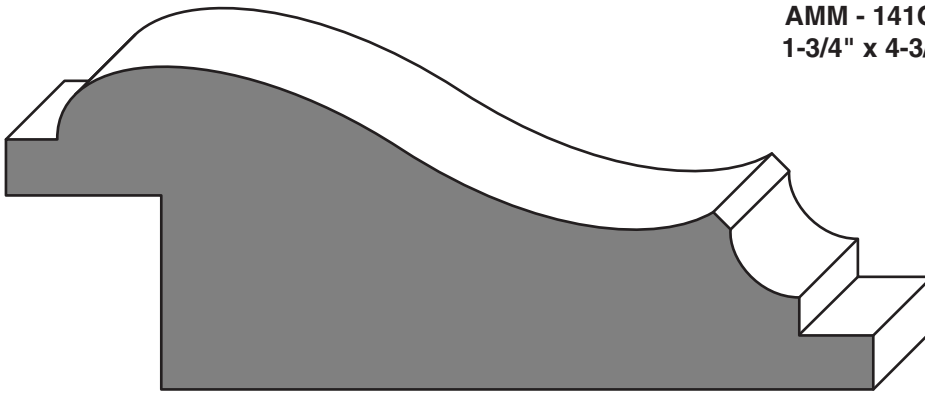
**AMM - 139CH**  
1-1/2" x 4"



**AMM - 140CH**  
3/4" x 1-3/4"



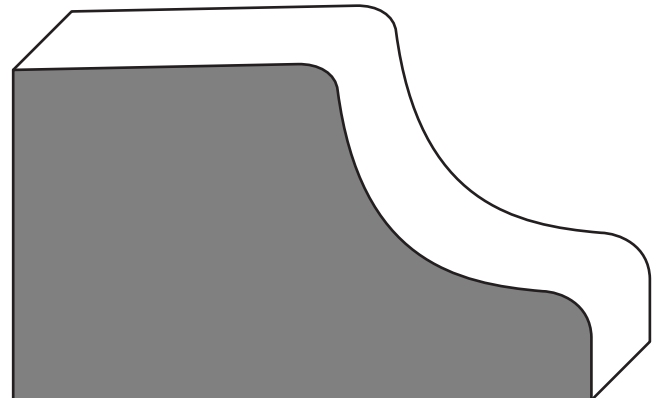
**AMM - 141CH**  
1-3/4" x 4-3/4"



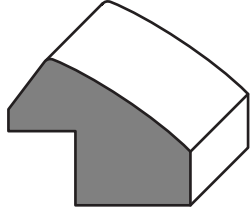
**AMM - 146CH**  
1-11/16" x 4-1/2"




**AMM - 143CH**  
3/4" x 1-7/8"




**AMM - 142CH**  
1-3/4" x 3"



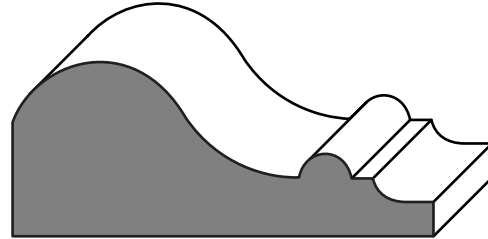
**AMM - 144CH**  
3/4" x 15/16"



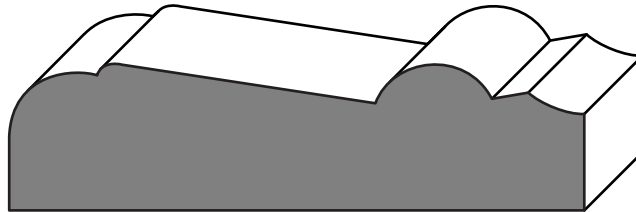
**AMM - 145CH**  
1-1/2" x 2-9/16"



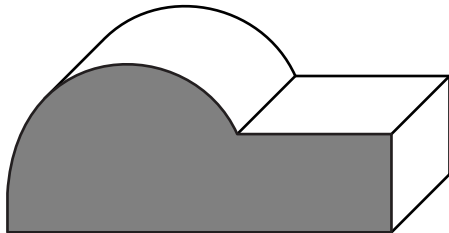
**AMM - 147CH**  
3/4" x 1-1/2"



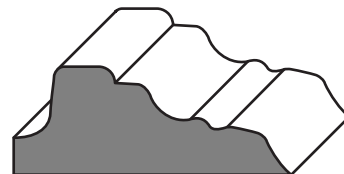
**AMM - 148CH**  
7/8" x 2-3/16"



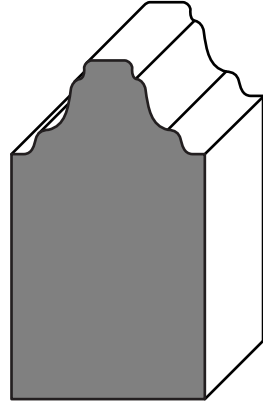
**AMM - 149CH**  
3/4" x 3"



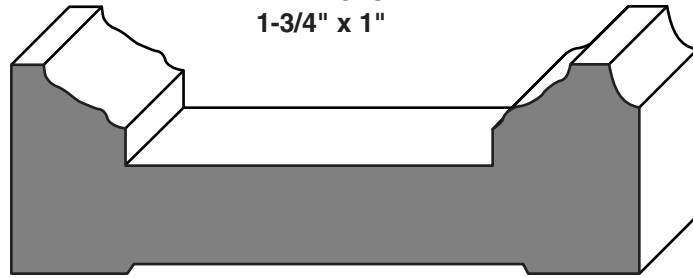
**AMM - 150CH**  
7/8" x 2"




**AMM - 151CH**  
9/16" x 1-7/16"



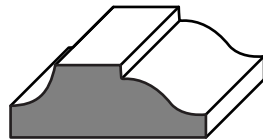
**AMM - 152CH**  
1-3/4" x 1"



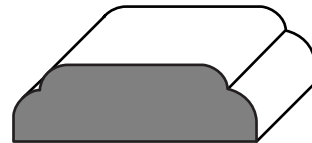
**AMM - 153CH**  
1-1/16" x 3-1/4"



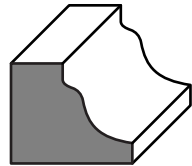
**AMM - 154CH**  
3/4" x 1-3/4"



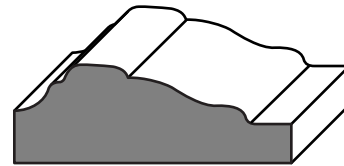
**AMM - 155CH**  
3/8" x 1"



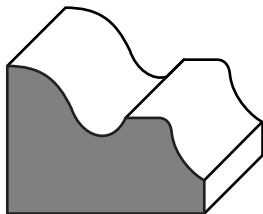
**AMM - 156CH**  
3/8" x 1-1/4"



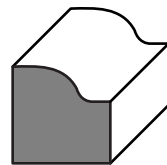
**AMM - 158CH**  
1/2" x 5/8"



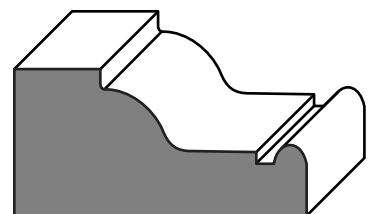
**AMM - 160CH**  
1/2" x 1-7/16"



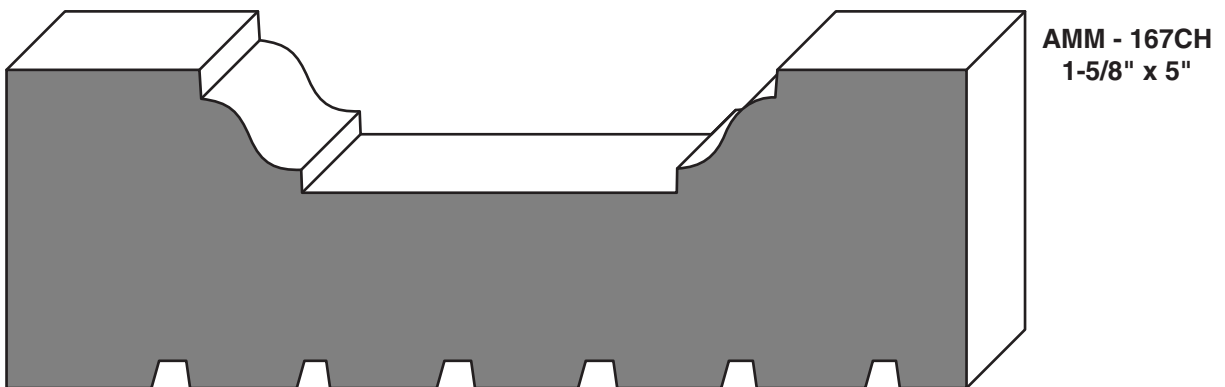
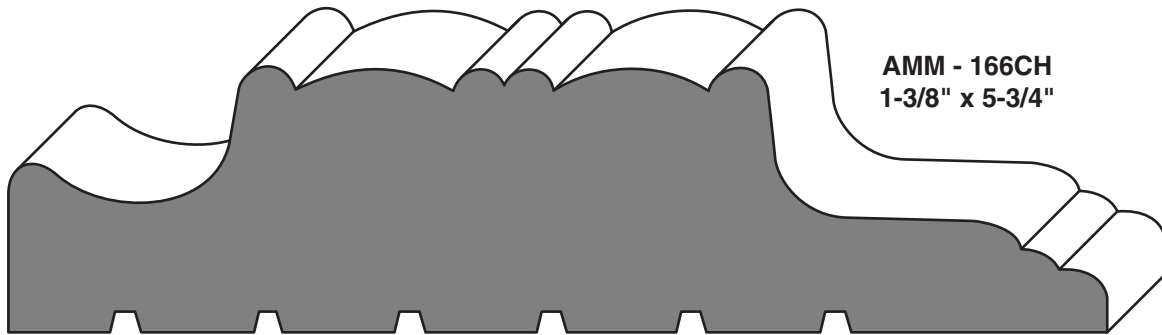
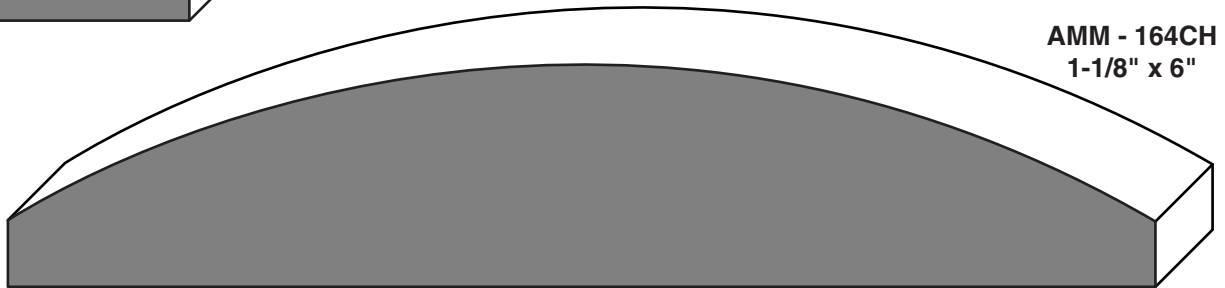
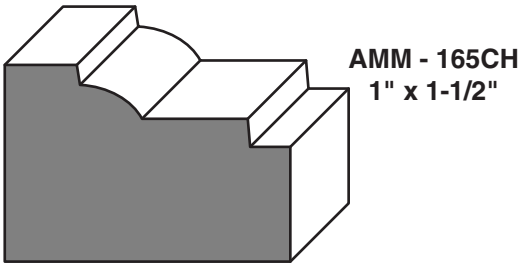
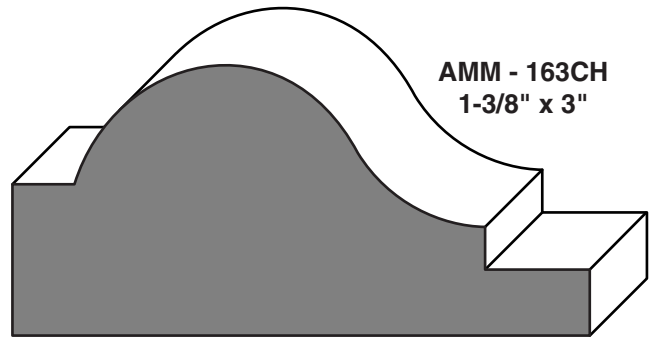
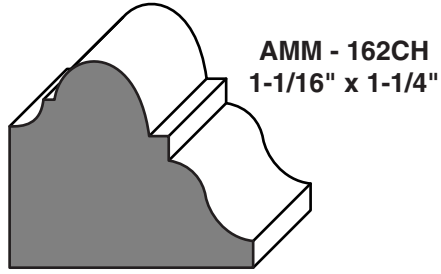
**AMM - 157CH**  
3/4" x 1"



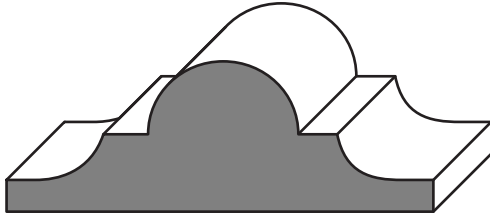
**AMM - 159CH**  
1/2" x 1/2"



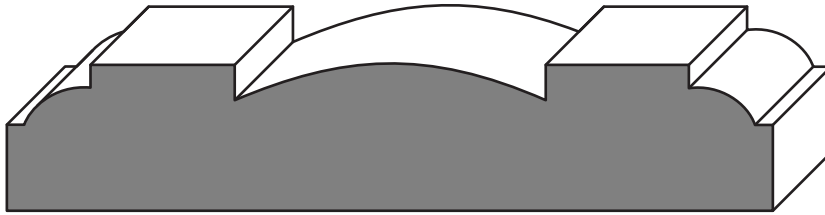
**AMM - 161CH**  
3/4" x 1-1/2"



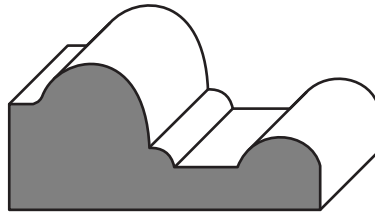




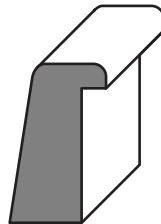
**AMM - 168CH**  
**3/4" x 2-1/4"**




**AMM - 169CH**  
**3/4" x 4"**



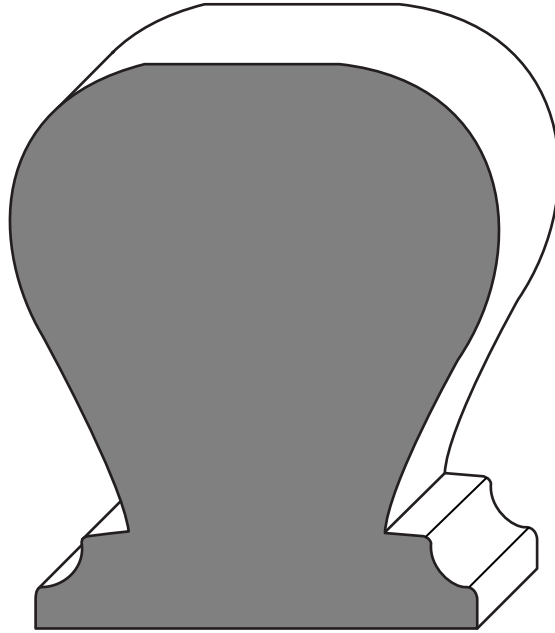
**AMM - 170CH**  
**3/4" x 1-5/8"**



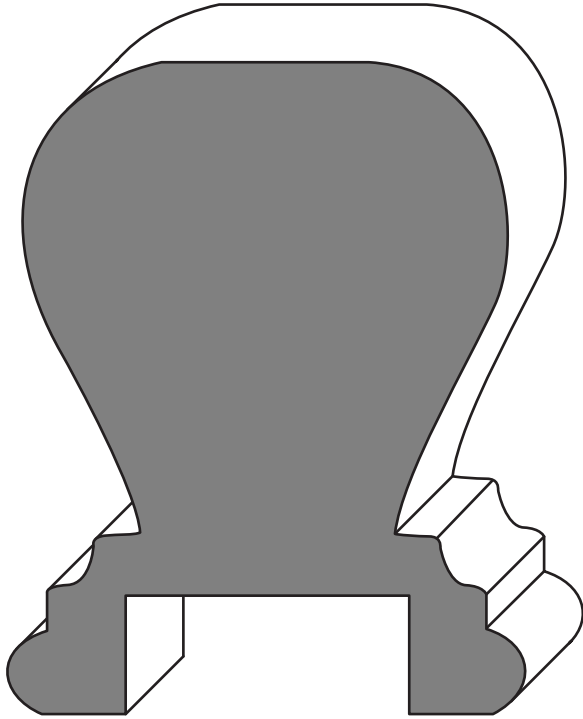
**AMM - 171CH**  
**1/2" x 13/16"**



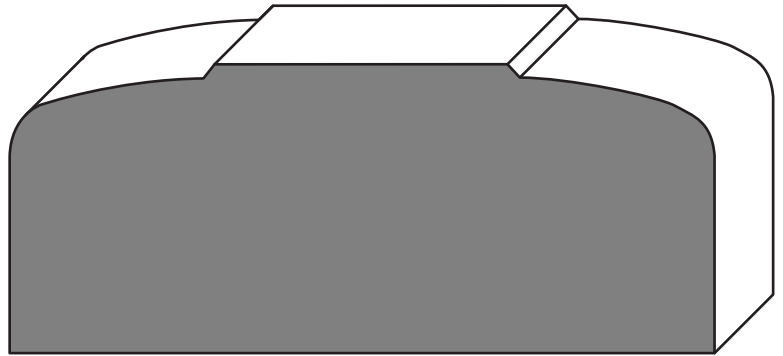
**AMM - 172CH**  
**11/16" x 2"**



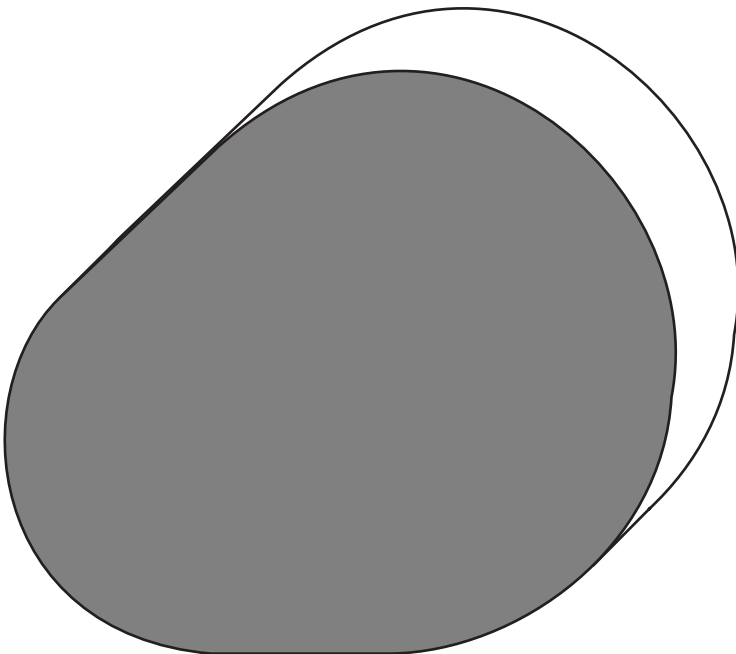
**H  
A  
N  
D  
  
R  
A  
I  
L  
S**



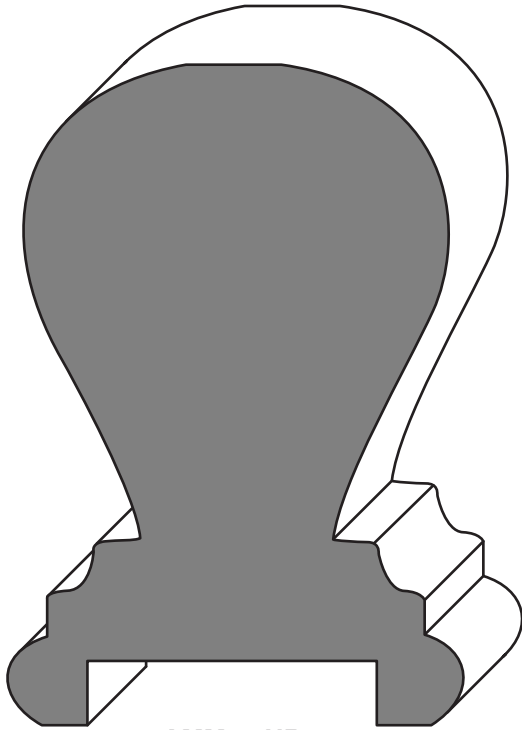
**AMM - 1HR**  
**2-3/4" x 3-3/8"**



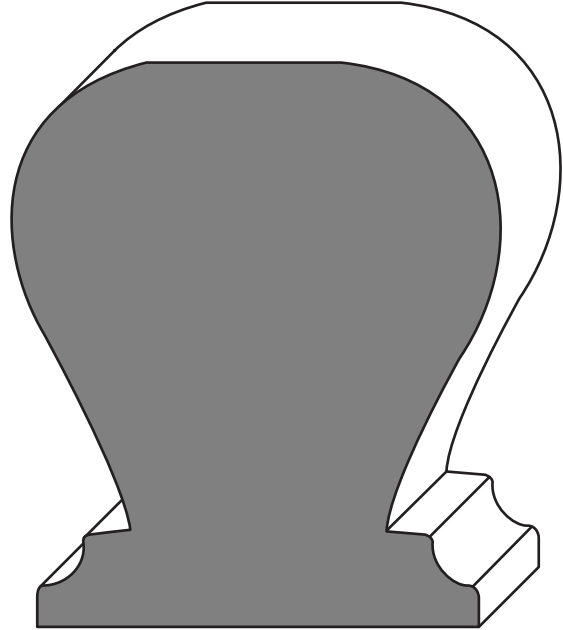
**AMM - 2HR**  
**1-1/2" x 3-3/4"**



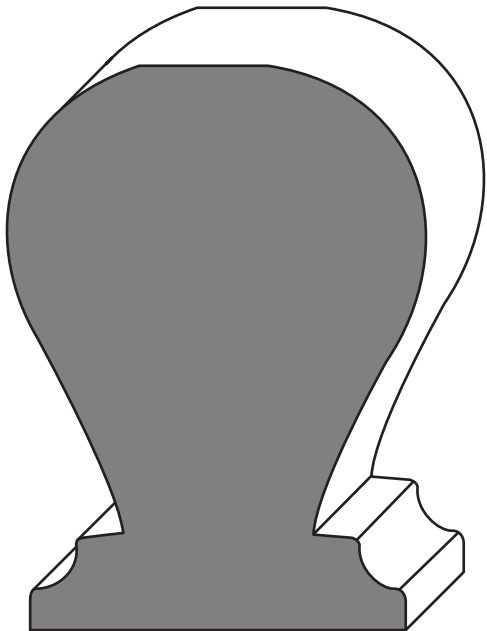
**AMM - 3HR**  
**3" x 3-1/2"**



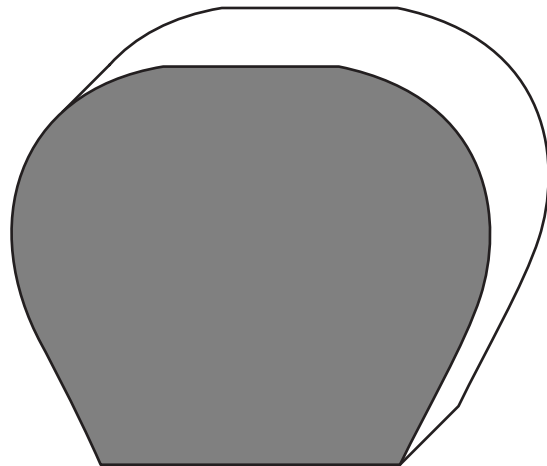
**AMM - 4HR**  
2-3/8" x 3-3/8"



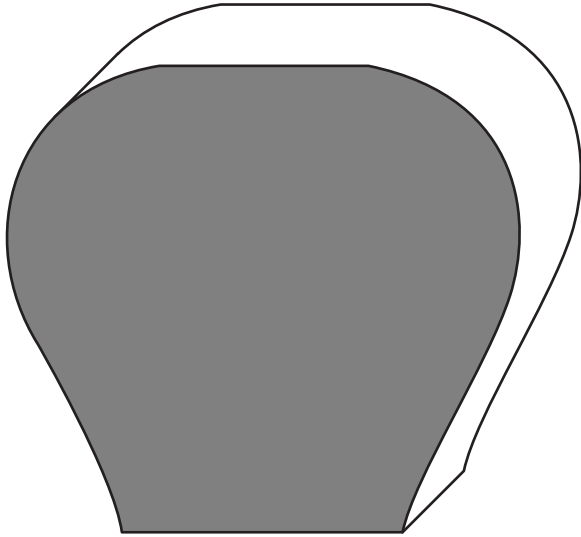
**AMM - 5HR**  
2-3/8" x 2-7/8"



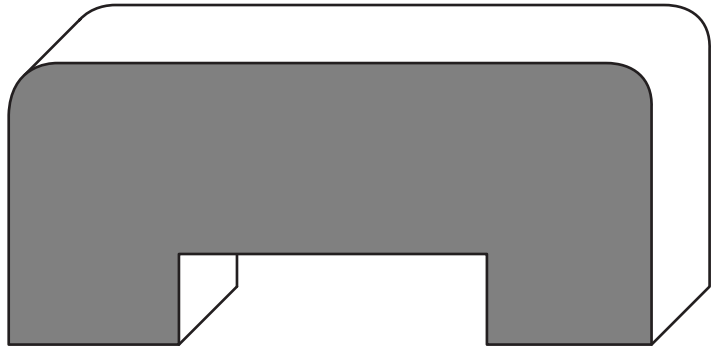
**AMM - 6HR**  
2" x 2-7/8"



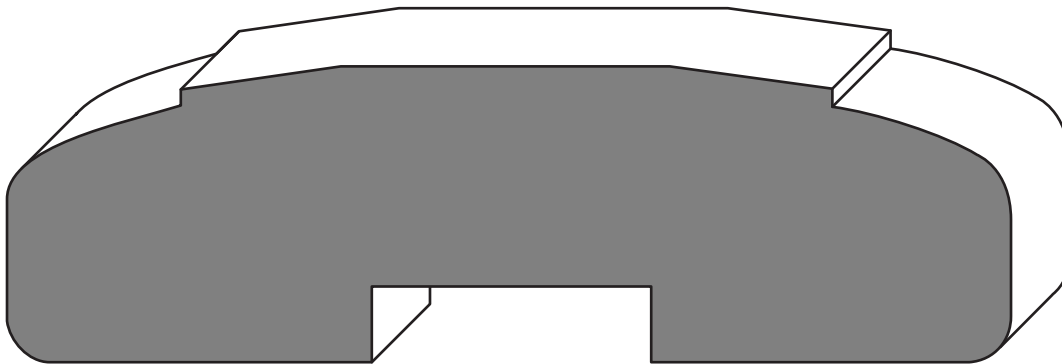
**AMM - 7HR**  
2-1/2" x 2"



**AMM - 8HR**  
2-3/4" x 2-3/8"



**AMM - 9HR**  
1-1/2" x 3-1/2"



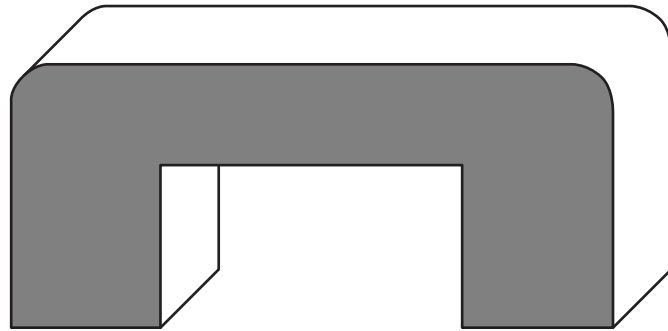
**AMM - 10HR**  
1-1/2" x 5-3/16"



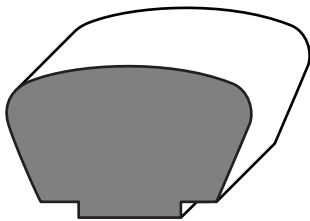
**AMM - 11HR**  
1-11/16" x 4"



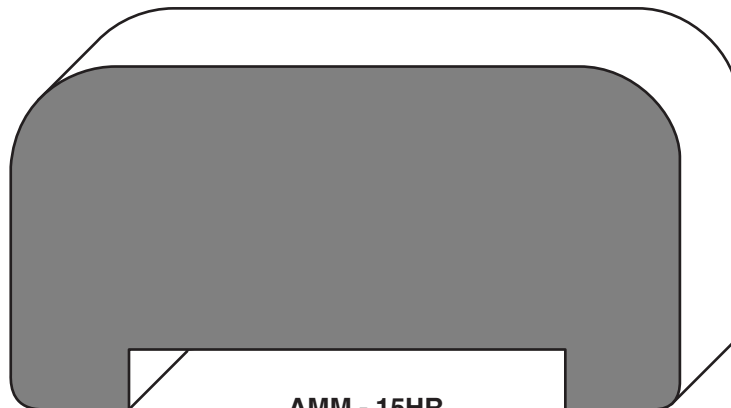
**AMM - 12HR**  
2-1/4" x 3" to 9"



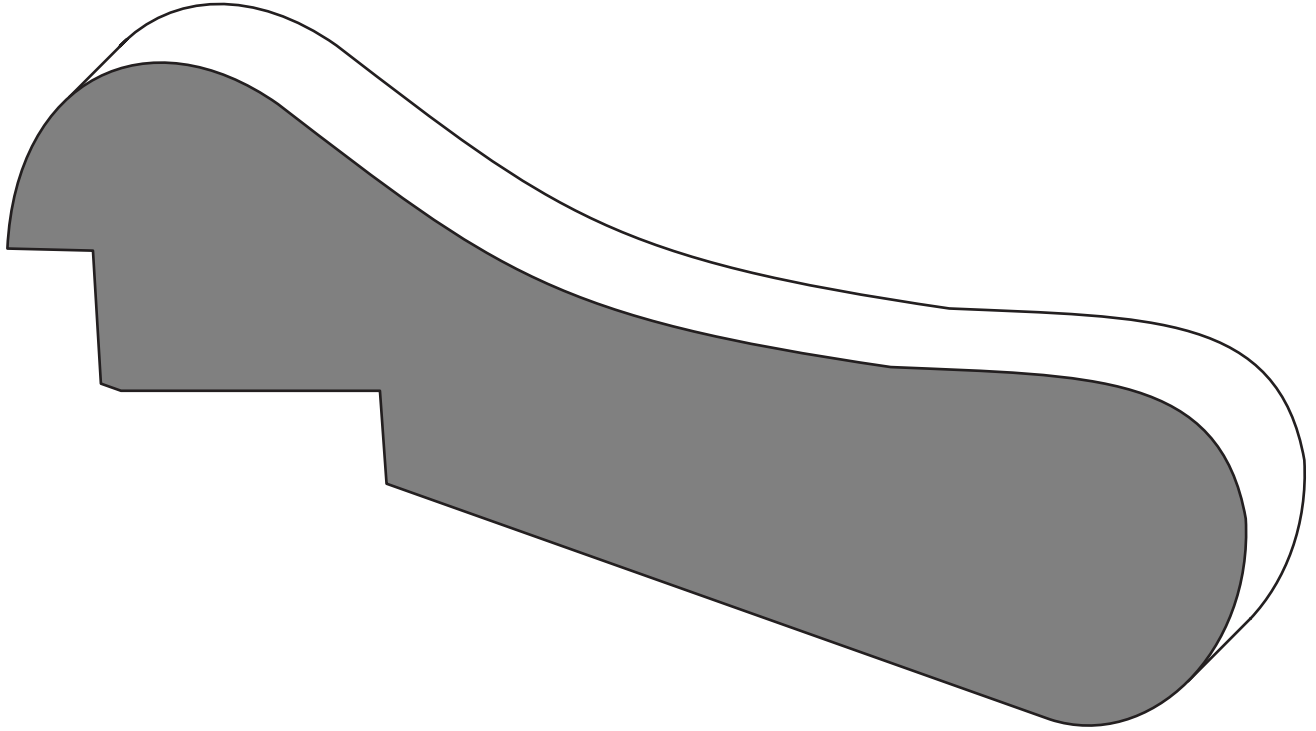
**AMM - 13HR**  
1-3/8" x 3-1/8"



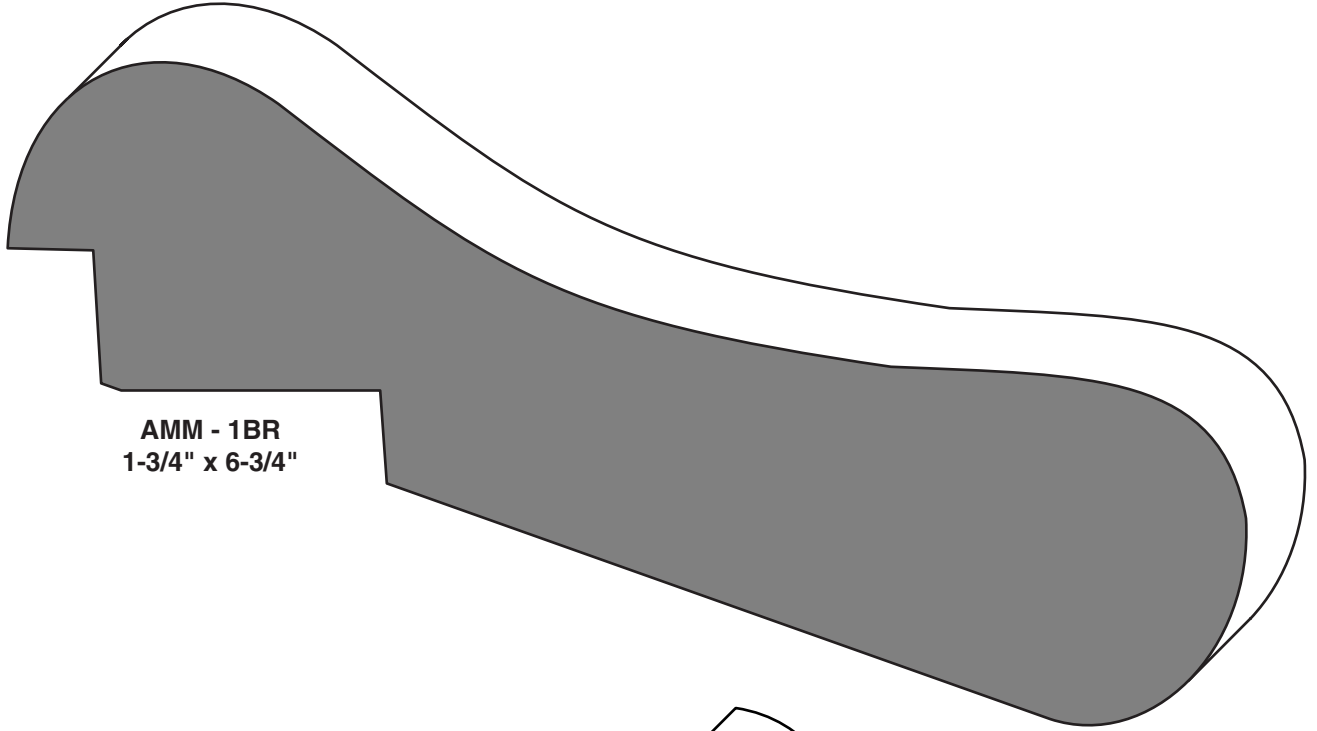
**AMM - 14HR**  
3/4" x 1-1/4"



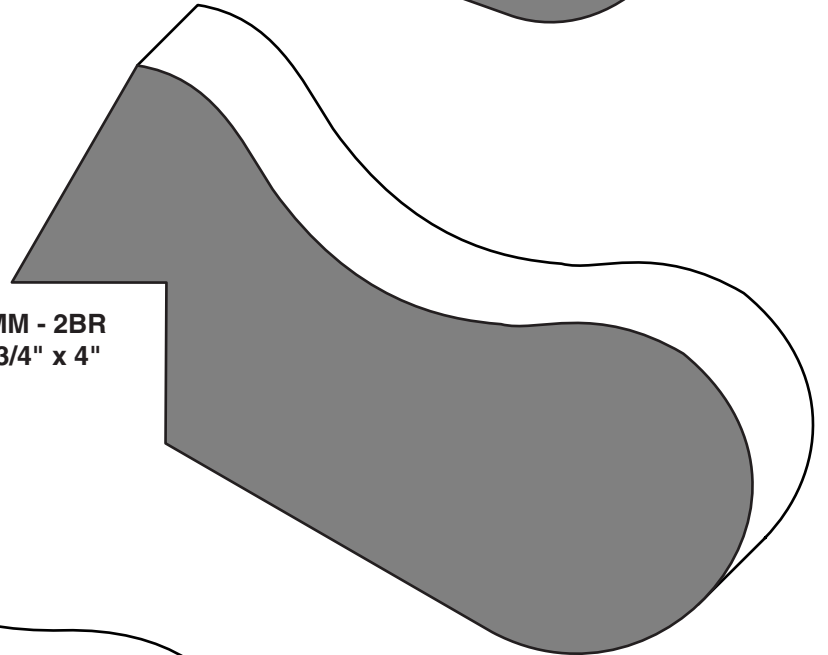
**AMM - 15HR**  
1-3/8" x 3-1/8"



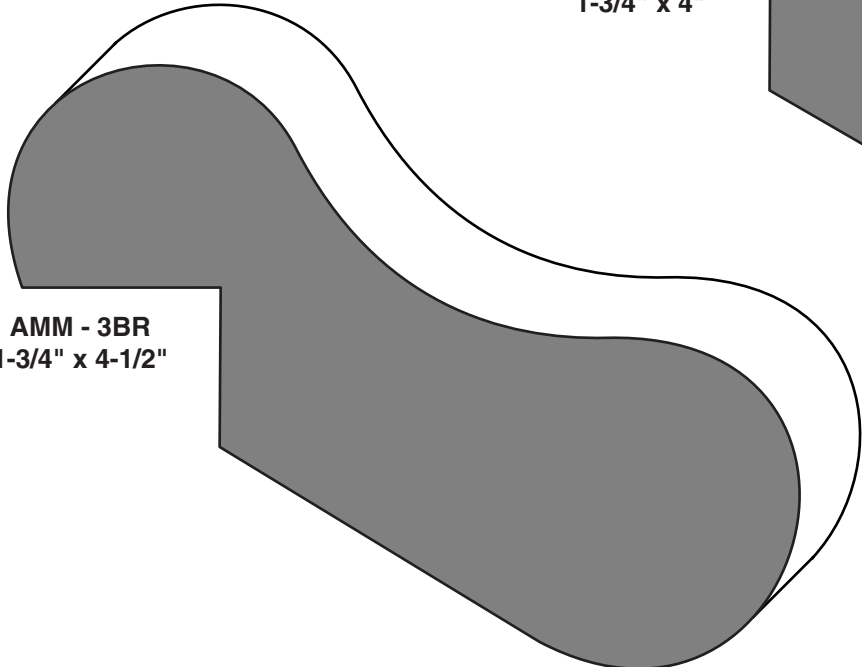
**B  
A  
R  
R  
A  
I  
L  
S**



**AMM - 1BR**  
1-3/4" x 6-3/4"

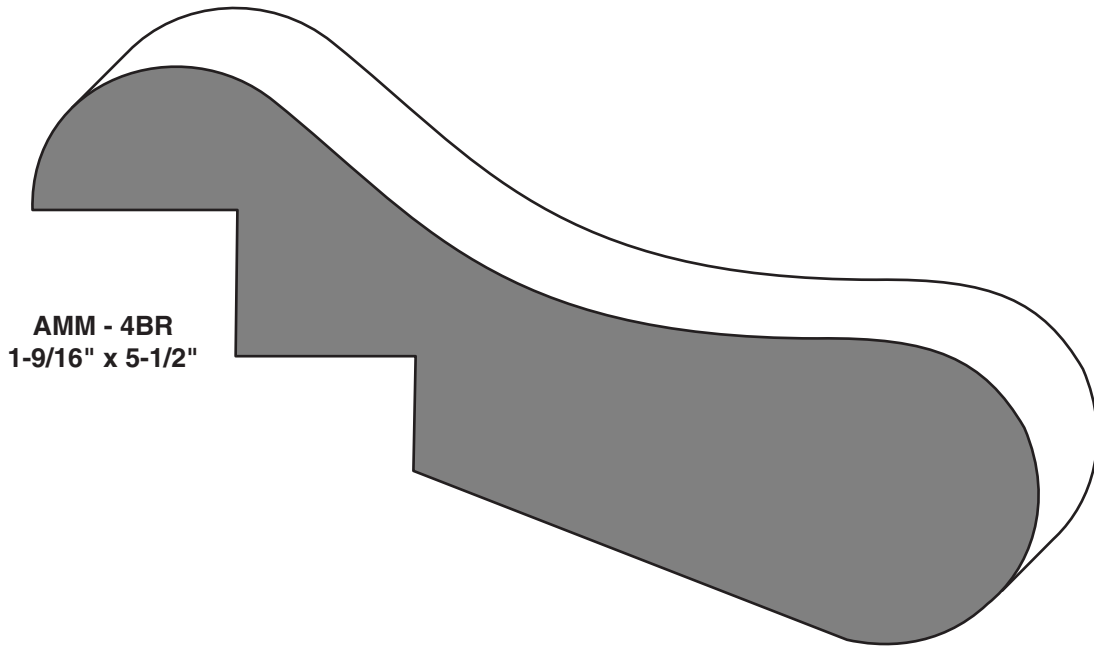


**AMM - 2BR**  
1-3/4" x 4"



**AMM - 3BR**  
1-3/4" x 4-1/2"





**AMM - 4BR**  
**1-9/16" x 5-1/2"**



**AMM - 0HRD**  
 3/16" x 3/8"



**AMM - 1HRD**  
 1/4" x 1/2"



**AMM - 1aHRD**  
 5/16" x 5/8"



**AMM - 2HRD**  
 3/8" x 3/4"



**AMM - 2aHRD**  
 7/16" x 7/8"



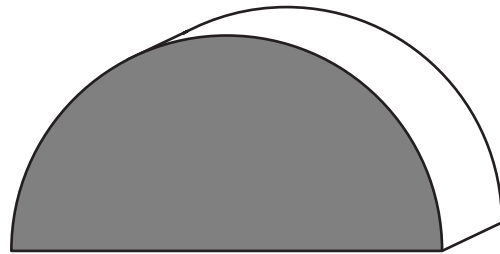
**AMM - 3HRD**  
 1/2" x 1"



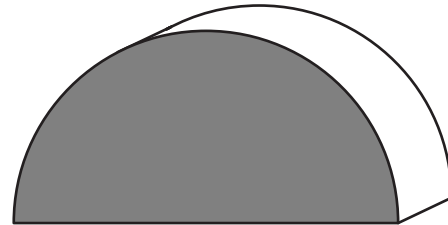
**AMM - 3aHRD**  
 9/16" x 1-1/8"



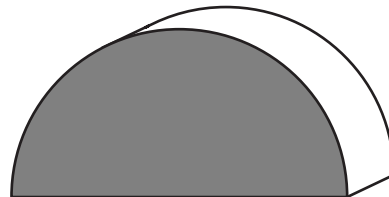
**AMM - 4HRD**  
 5/8" x 1-1/4"



**AMM - 6aHRD**  
 1-1/8" x 2-1/4"



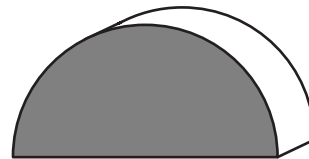
**AMM - 6HRD**  
 1" x 2"



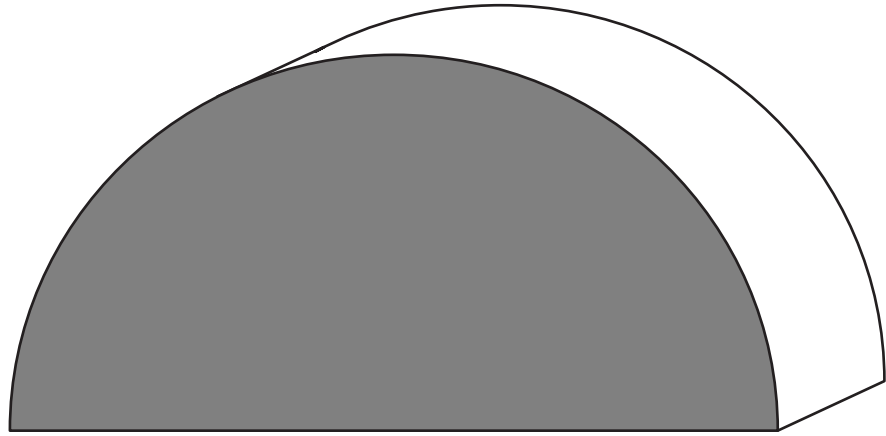
**AMM - 5aHRD**  
 7/8" x 1-3/4"



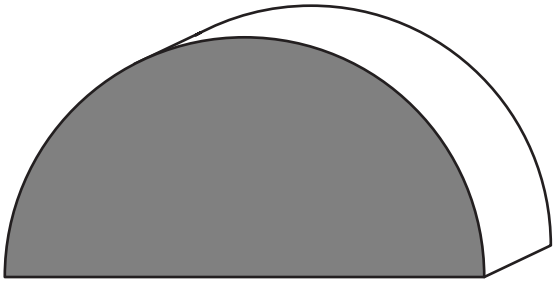
**AMM - 5HRD**  
 3/4" x 1-1/2"



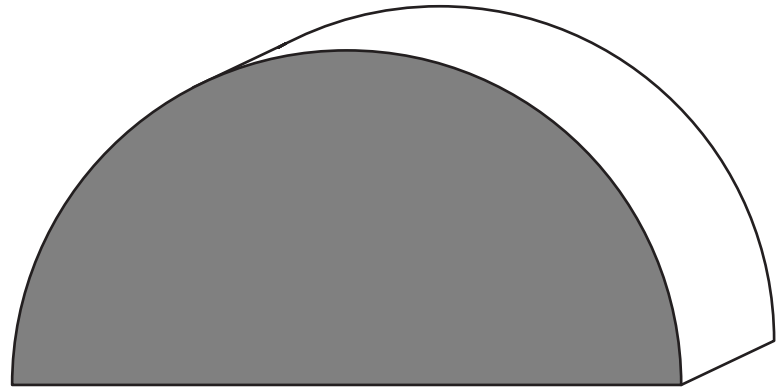
**AMM - 4aHRD**  
 11/16" x 1-3/8"



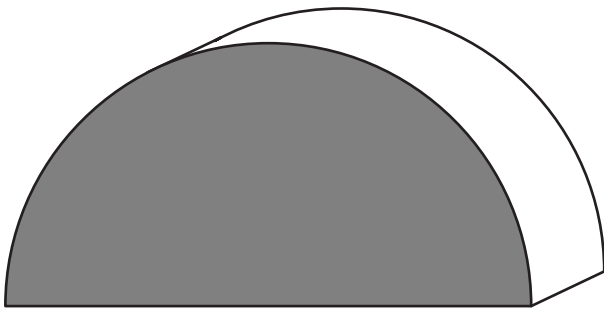
**AMM - 10HRD**  
2" x 4"



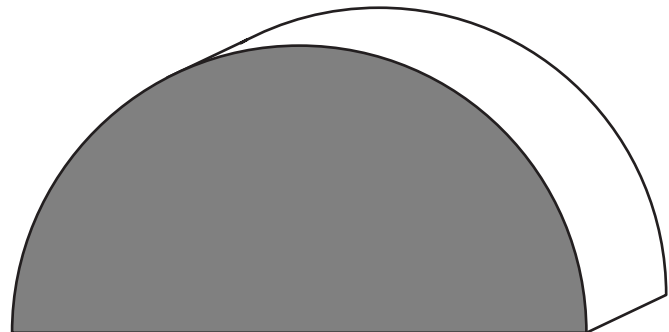
**AMM - 7HRD**  
1-1/4" x 2-1/2"



**AMM - 9HRD**  
1-3/4" x 3-1/2"




**AMM - 7aHRD**  
1-3/8" x 2-3/4"



**AMM - 8HRD**  
1-1/2" x 3"





**E  
M  
B  
O  
S  
S  
E  
D  
M  
O  
U  
L  
D  
I  
N  
G  
S**

# Elegant Hardwood Mouldings

## Product Information

- All Profiles are available in-stock in Poplar.
- Specification of lengths, add 20%.
- Lengths are 3' - 16' with 65% being 12' - 16'.
- Poplar can paint or stain, Red Oak can stain, pickle or be left natural.
- (\*) - Selected Profiles denoted by an asterisk are available in Red Oak.
- (†) - Profiles denoted by a cross need to be special ordered.

## Custom Design Services

Please feel free to call us with any design questions and we will be glad to help you. Our staff can help you detail your entire job.

Production in other species, modification of pattern or custom designed mouldings are gladly quoted upon request.

## Curved Applications

Curved parts are available for all patterns shown. We also manufacture solid wood casings and jambs.

## Installation of Hardwood Mouldings

- Store inside of jobsite off floor to keep dry.
- Run heater or air conditioner to dehumidify job prior to and during moulding installation and finishing (remember, concrete slabs and sheetrock mud all add moisture to jobsite).
- Allow mouldings to acclimate for 3-5 days with low heat or air on.
- Adequate blocking is needed to attach crowns to ceilings, wide casing to walls...
- During installation, nail mouldings securely to studs and glue mitered corners. Adhesives can be used where mouldings lay on walls. Miters can receive biscuit type joinery.
- Central Humidification Systems are highly recommended when extensive millwork is being installed.

## Returns

Stock mouldings cannot be returned without prior approval. Mouldings will not be credited that are (1) marked on, (2) modified in any way, (3) exposed to excessive sun or moisture, (4) or have sheetrock mud, primer, stain, or "jobsite damage". For stock mouldings to receive credit, moulding must be in a condition that will re-sell. Return are F.O.B. Buyer, and are subject to a 20% restocking charge. Loose moulding will only be accepted that are 8 feet and longer unless in original plastic covering.

Custom millwork is not returnable.

---

Scale 1/4" = 1"

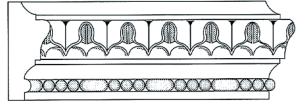
---

Information and specifications within this brochure  
are subject to change without notice.

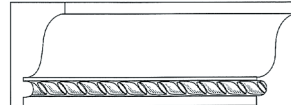
## Panel Mouldings



**PM07 †**  
5/8" x 1-1/8"



**PM20**  
13/16" x 2"



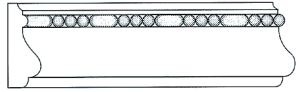
**PM26 †**  
1-1/16" x 2-1/8"



**PM54**  
11/16" x 1-1/2"



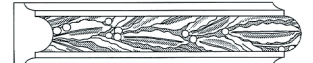
**PM08 †**  
5/8" x 1-1/4"



**PM22**  
11/16" x 1-3/4"



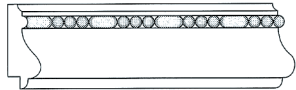
**PM27**  
3/4" x 2"



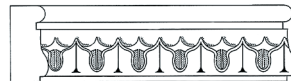
**PM55**  
13/16" x 1-1/4"




**PM09 †**  
5/8" x 1-1/4"



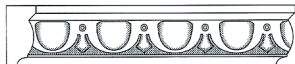
**PM22-pl †**  
11/16" x 1-3/4"  
(lips 1/4")



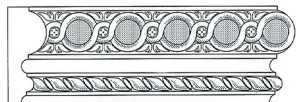
**PM28 †**  
3/4" x 1-1/2"



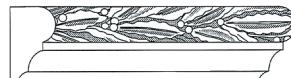
**PM56-B †**  
1/2" x 7/8"



**PM10 \* †**  
5/8" x 1-1/4"



**PM23-B †**  
3/4" x 2"



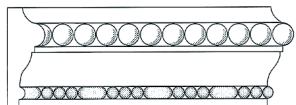
**PM29 †**  
1" x 1-1/2"



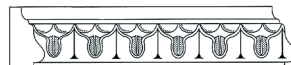
**PM57**  
5/8" x 1-1/4"



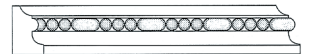
**PM11 †**  
7/16" x 5/8"



**PM24**  
3/4" x 2"



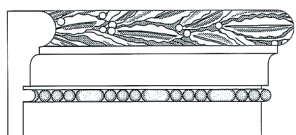
**PM50 \* †**  
3/4" x 1-1/4"




**PM58 †**  
5/8" x 1"



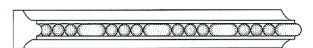
**PM12 †**  
5/8" x 1-1/8"



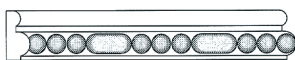
**PM25 †**  
1" x 2-1/2"



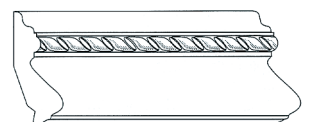
**PM52 \***  
13/16" x 1-3/4"



**PM59 \***  
5/8" x 3/4"




**PM14 \* †**  
1/2" x 1"




**PM70 †**  
3/4" x 2-3/8"  
(lips 1/2"-3/4")




## Base



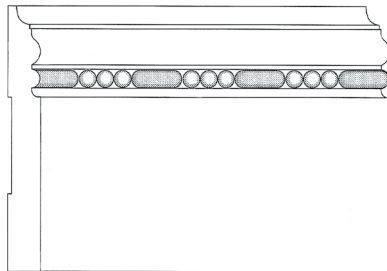
**BA42**  
**3/4" x 7"**




**BA43-C \* †**  
**3/4" x 5-1/2"**



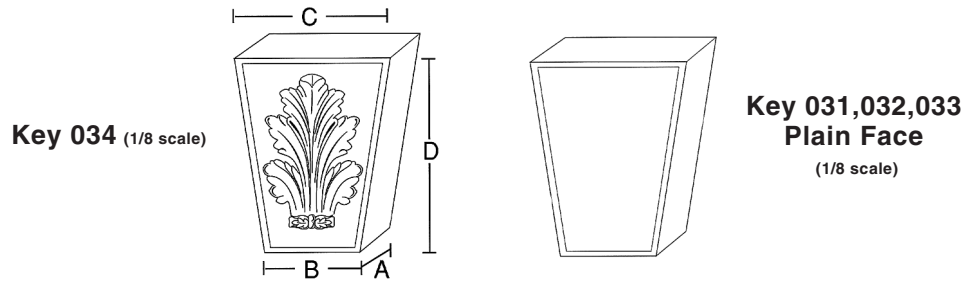
**BA44 with PM22-pl**  
**3/4" x 7-3/4"**



**BA46 \***  
**11/16" x 5-1/2"**



## Keystones



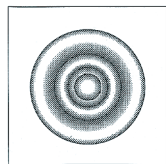
	A	B	C	D
Key 031 †	1'	2'	4'	4-1/2"
Key 032 †	1"	2-1/2"	4-1/2"	5'
Key 033 †	1-3/4"	3"	5-1/2"	6"
Key 034 †	1-3/4"	4"	6-1/2"	8"

Key 031,032,033 available in plain face only.

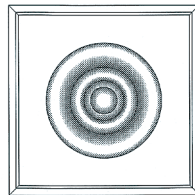
Available in Red Oak and Poplar.

Key 034 (Available in Resin only) cast as Red Oak & Poplar.


## Rosettes & Plinth Blocks



27/32" Rosette



1" Rosette



ROS157 1" x 3-7/8"  
(Available in Resin only)

### 27/32" Rosettes


ROS161 2-3/4" x 2-3/4" †  
ROS159 3-1/2" x 3-1/2" †  
ROS163 3-3/4" x 3-3/4" †

### 1" Rosettes


ROS162 2-3/4" x 2-3/4" †  
ROS169 3-1/2" x 3-1/2" †  
ROS160 3-3/4" x 3-3/4" †  
ROS158 4" x 4" †  
ROS164 4-1/2" x 4-1/2" †  
ROS165 5-1/2" x 5-1/2" †

### 1" Architectural Rosettes


ROS166 3-3/4" x 5-3/4" †  
ROS167 4-1/2" x 6-1/2" †  
ROS168 5-1/2" x 7-1/2" †



1" Architectural  
Rosette



1" Plinth Block




1" Architectural  
Plinth Block

### 1" Plinth Blocks

PB171 3" x 5" †  
PB170 4" x 7" †  
PB183 4-1/2" x 8" †  
PB187 5-1/2" x 8" †

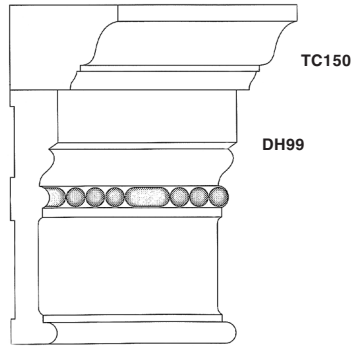
### 1" Architectural Plinths

PB192 3" x 5" †  
PB193 4" x 7" †  
PB185 4-1/2" x 8" †  
PB186 5-1/2" x 7-1/2" †





## Door Headers & Top Caps

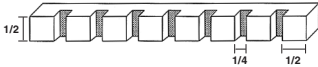


**TC150 \* †**  
**1-3/4" x 2-3/4"**

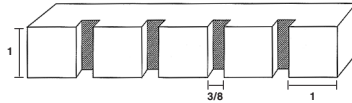
**DH99 \* †**  
**1-1/16" x 5-1/4"**

## Dentil Mould

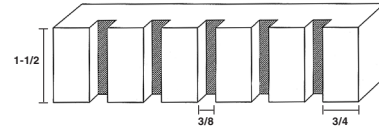
**DE168 \* †**  
**1/2" x 1/2"**



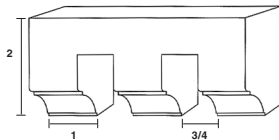
**DE169 \* †**  
**3/4" x 1"**



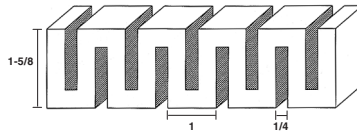
**DE170 \* †**  
**5/8" x 1-1/2"**




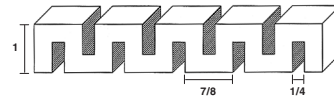
**DE171 \* †**  
**3/4" x 2"**



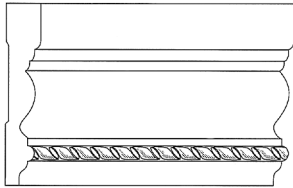
**DE172 †**  
**1/2" x 1-5/8"**




**DE173 †**  
**3/8" x 1"**



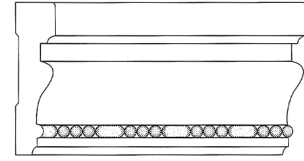
## Casing



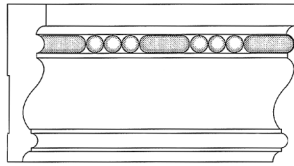
**CA30**  
13/16" x 3-3/4"



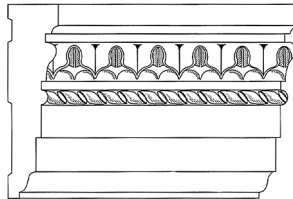
**CA31 †**  
13/16" x 4"




**CA33 \***  
13/16" x 3-1/4"




**CA36 \***  
13/16" x 3-1/4"



**CA37**  
1-1/16" x 4"



**CA38**  
1-1/4" x 4"




**CA39 \* †**  
13/16" x 3-1/2"

## Backbands

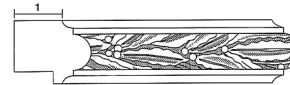
All Backbands lip 13/16



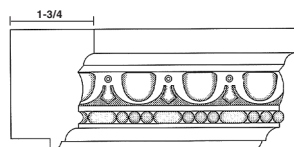
**BB15 \***  
1-1/2" x 1-3/8"



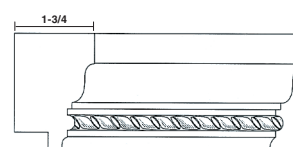
**BB16 †**  
1-3/4" x 1-1/4"




**BB18 †**  
1-5/8" x 1-1/4"





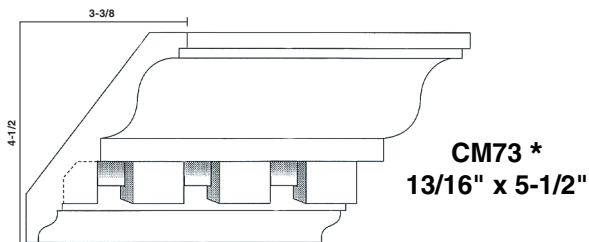



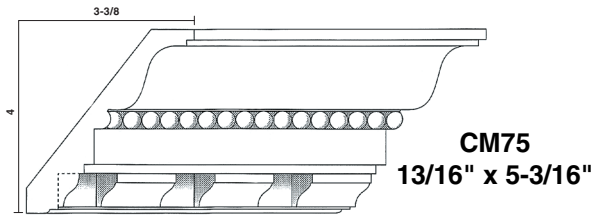
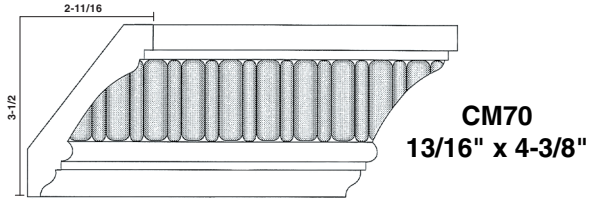
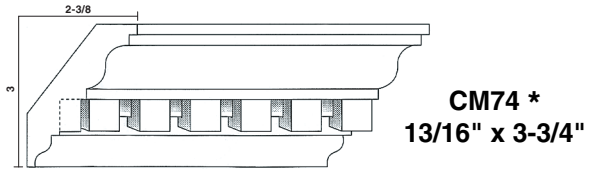

**BB17 †**  
1-3/4" x 2-1/2"




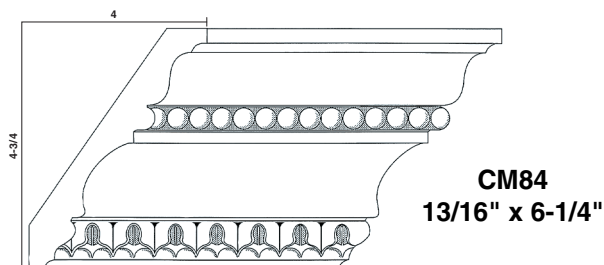
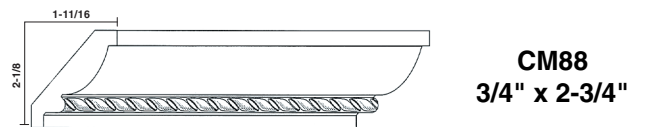

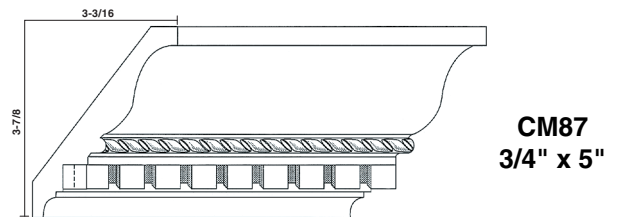
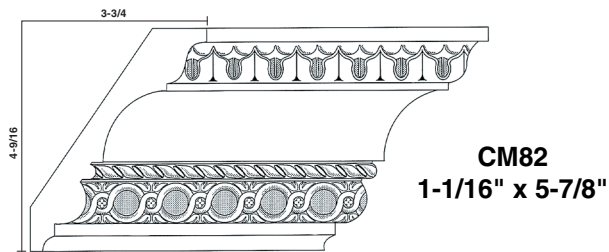
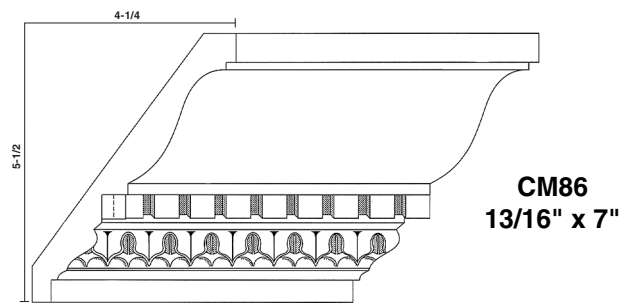
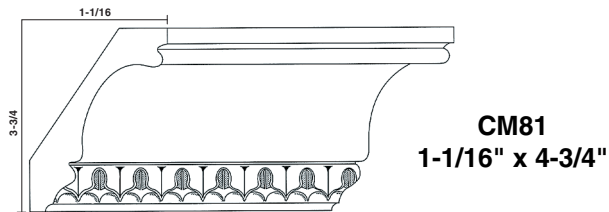
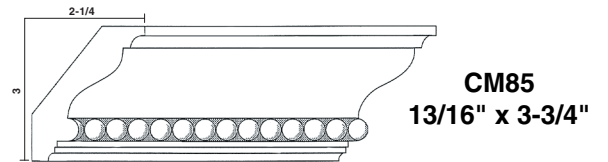
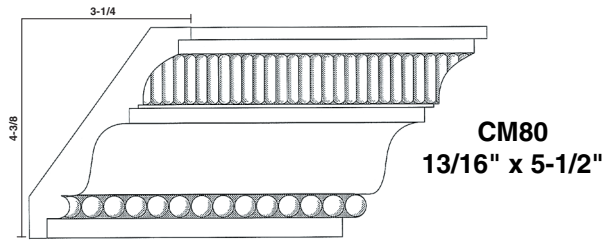
**CR68 †**  
1-3/4" x 2-1/2"



# Cornice



# Cornice




## Chair Rail


**LM90 \***  
1-1/16" x 3-1/2"




**CR64**  
1-1/16" x 3"



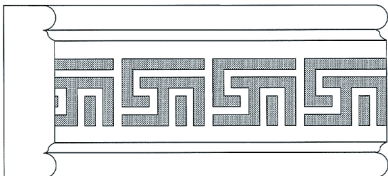
**LM91**  
1-1/16" x 3-1/2"



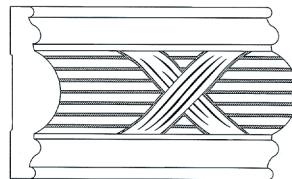
**CR65 \***  
13/16" x 2-1/2"




**LM92**  
1-1/16" x 3-1/2"



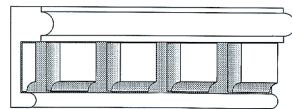
**CR66**  
1" x 3-1/2"



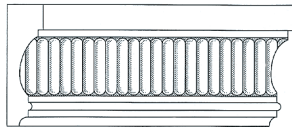
**LM93**  
1-1/16" x 3-1/2"



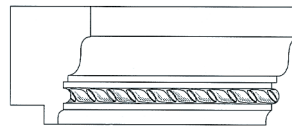
**CR67 \***  
13/16" x 2-1/8"




**CR61**  
13/16" x 2-1/2"



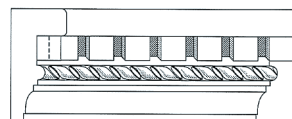
**CR68 †**  
1-3/4" x 2-1/2"



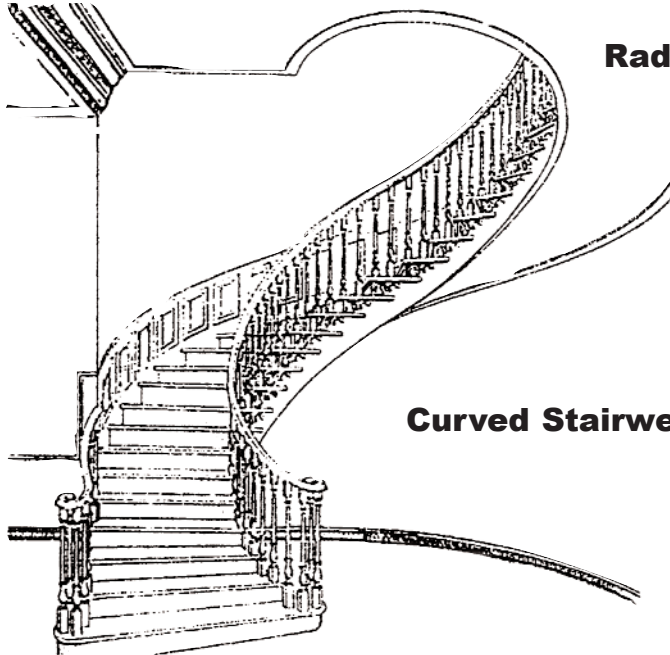
**CR63-A †**  
1-1/16" x 3-1/4"



**CR69**  
1-1/8" x 2-1/4"



# HOW TO CORRECTLY MEASURE CURVED & RADIUS MOULDINGS




**Radius Wall Applications**

**Curved Stairwells**

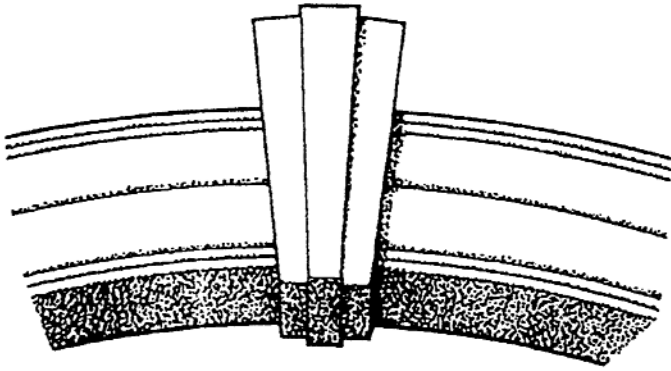
**Crown**

**Compound Radius'**


**Base Moulding**







**Keystones & Plinth Blocks**



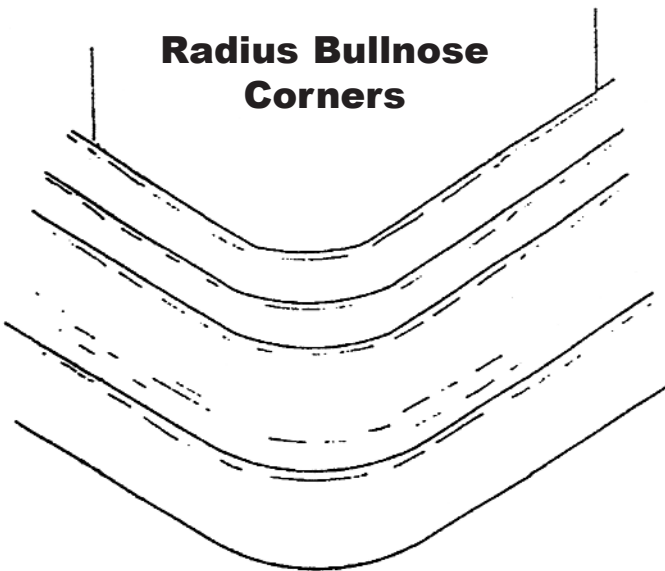
**Half-Round Archways & Windows**



**Elliptical Archways & Windows**

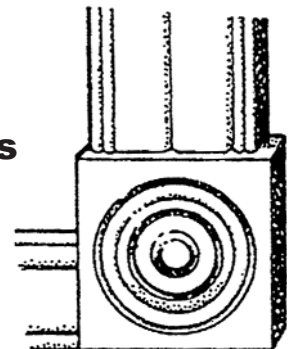


**Eyebrows Arches & Segments**



**Radius Bullnose Corners**

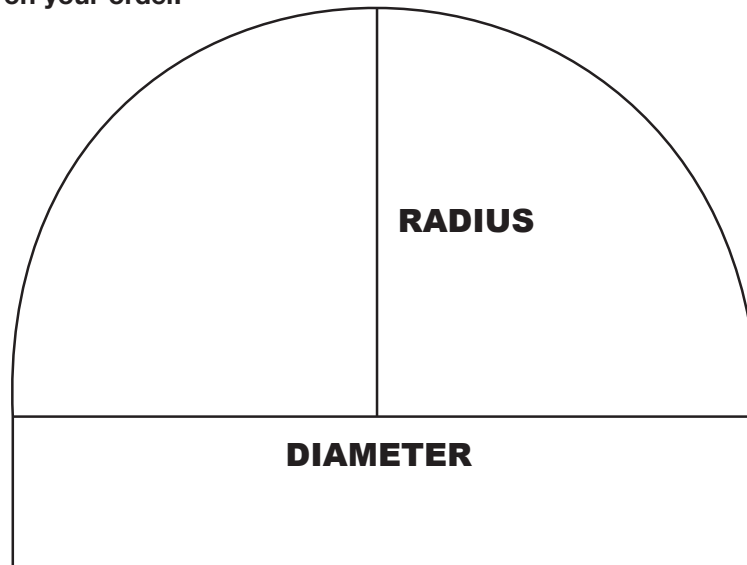
**Rosettes**



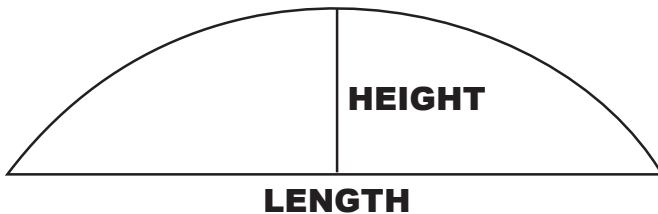
# Ordering Information

## FLEXIBLE MOULDING

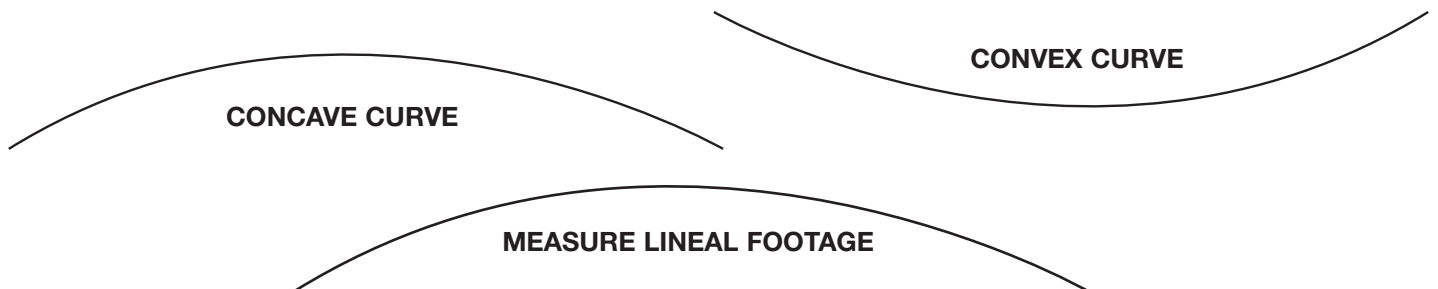
When ordering half circle radius casing, measure the distance across the opening at the widest point. This is the diameter of the circle (see diagram). To check if you are ordering for a true half circle, measure the height (see diagram). The radius (height) dimension should be one half the length of the diameter. Specify either dimension on your order.



When ordering arches or arcs (also called eyebrows or sectionals), measure the height and width of the arc (see diagram). Specify these dimensions when ordering. *Templates must be furnished when ordering elliptical and oval casings.*



When ordering crown and cornice mouldings, please specify the following: Radius of the wall the moulding will be installed on; whether the radius is a convex or concave curve; which edge of the moulding follows the wall; and the lineal footage of material needed. To obtain these measurements, refer to diagram example.

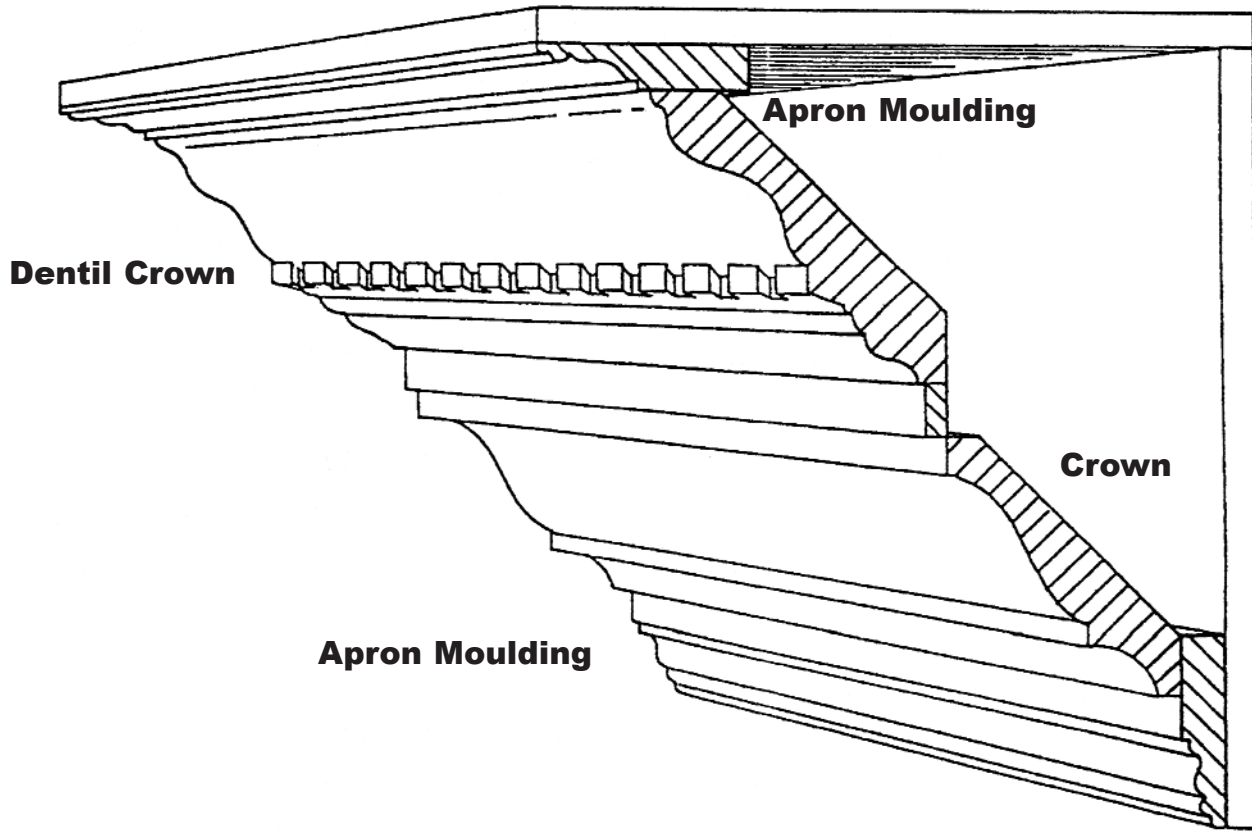


### MEASURE RADIUS OF WALL & SPECIFY CONVEX OR CONCAVE CURVE

Base moulding, chair rail, panel and plant on mouldings require only the lineal footage needed. Please refer to the detailed installation and finishing instructions enclosed in each Resin Art box.



## Cross Section of Built-Up Crown Moulding





*Available in*

•FIBERGLASS•

•FOAM / WITH HARD COATING•

•WOOD•

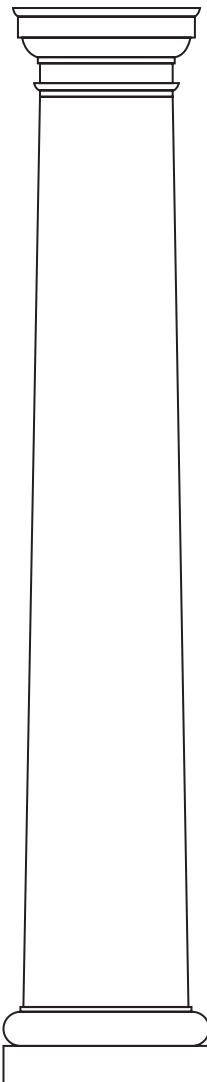


A R C H I T E C T U R A L C O L U M N S

# MILLCAST Architectural Columns

MILLCAST Columns are formed with a combination of Polymer, Marble, and Fiberglass

LIFETIME WARRANTY  
STRUCTURAL LOAD BEARING  
VIRTUALLY MAINTENANCE FREE  
MORE IMPACT RESISTANT THAN WOOD  
DESIGNED AND TAPERED IN THE GREEK TRADITION  
NO PRIMING REQUIRED - NO PLINTHS, SOFFITS OR VENTILATION REQUIRED




### Plain Round

8" x 8'	Plain Round
8" x 10'	Plain Round
10" x 8'	Plain Round
10" x 10'	Plain Round
10" x 12'	Plain Round
12" x 8'	Plain Round
12" x 10'	Plain Round


### Fluted Round

8" x 8'	Fluted Round
8" x 10'	Fluted Round
10" x 8'	Fluted Round
10" x 10'	Fluted Round
10" x 12'	Fluted Round
12" x 8'	Fluted Round
12" x 10'	Fluted Round




The above plain and fluted columns are stocked items


### Tuscan Cap



### Tuscan Base



Tuscan Caps & Bases are stocked in 8" 10" & 12"




## MILLCAST Decorative Capitals

SCAMOZZI	8"
SCAMOZZI	10"
SCAMOZZI	12"




ROMAN IONIC	8"
ROMAN IONIC	10"
ROMAN IONIC	12"



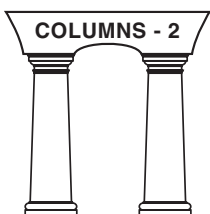
ROMAN CORINTHIAN	8"
ROMAN CORINTHIAN	10"
ROMAN CORINTHIAN	12"



TEMPLE OF THE WIND	8"
TEMPLE OF THE WIND	10"
TEMPLE OF THE WIND	12"



The above capitals are stocked items



# CONTRACTOR GRADE MOULDINGS

*Available in*

- FINGERJOINT •
- SOLID PINE •
- FIR •
- (LDF) PRE-SANDED AND PRIMED •

F - Fir


SP - Solid Pine

FJ - FingerJoint

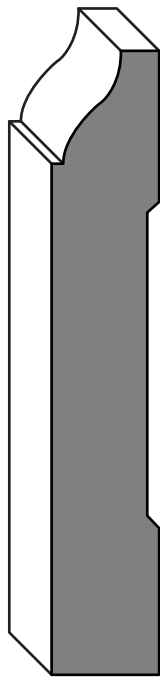
LDF - (LDF) Pre-sanded and Primed

# BASE


\*Also Available  
in 7/16"  
FJ only



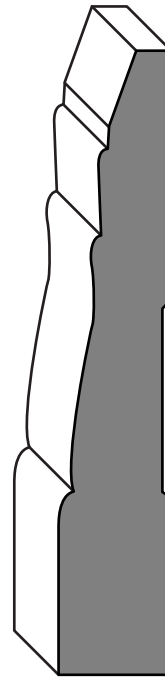
**WM 713\***  
9/16" x 3-1/4"  
F, FJ, SP




**WM 623\***  
9/16" x 3-1/4"  
FJ, SP, LDF  
shown



**151**  
9/16" x 4-1/4"  
FJ, LDF  
shown



**LWM 366\***  
9/16" x 3-1/4"  
FJ, SP, LDF, F  
shown



**WM 620**  
9/16" x 4-1/4"  
FJ, SP, LDF

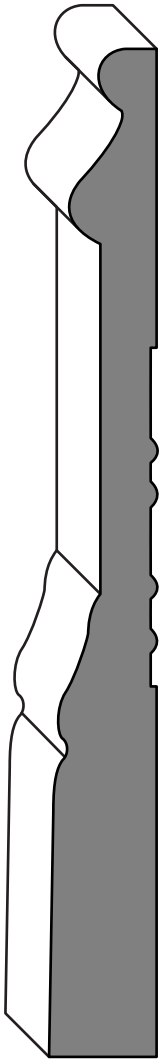
**WM 633**  
7/16" x 3-1/4"  
FJ

9/16" x 5-1/4"  
FJ, LDF

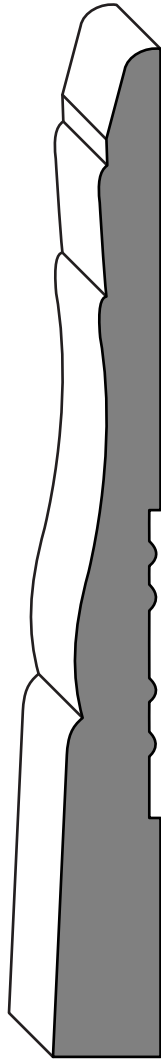
9/16" x 5-1/4"  
FJ, SP

7/16" x 2-1/4"  
7/16" x 3-1/4"  
FJ






**VICTORIAN**  
9/16" x 5-1/4"  
FJ, LDF




**366**  
9/16" x 5-1/4"  
FJ, SP



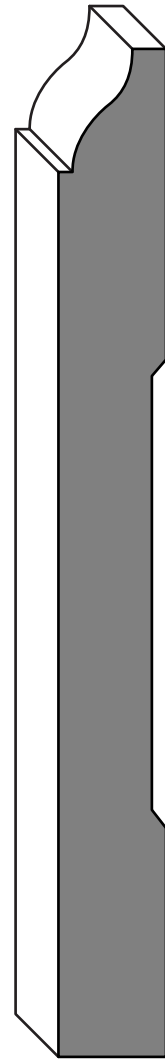
**5180**  
9/16" x 5-1/4"  
FJ, SP, LDF  
shown

**4180**  
9/16" x 4-1/4"  
FJ

**6180**  
11/16" x 6-1/4"  
FJ



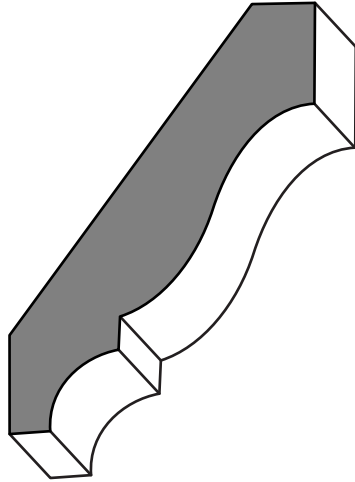
**WM 725**  
11/16" x 7-1/4"  
FJ, LDF



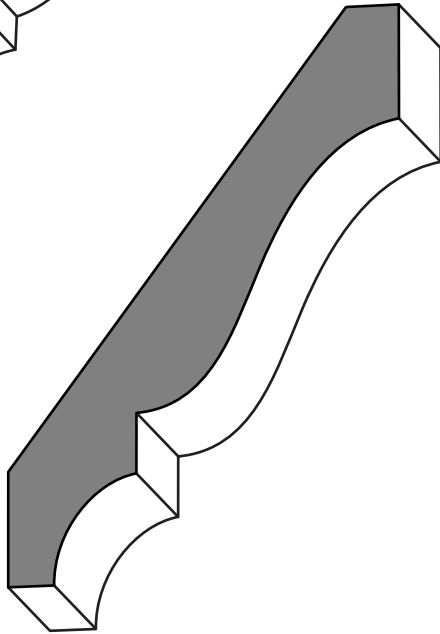
**WM 618**  
9/16" x 5-1/4"  
FJ, SP



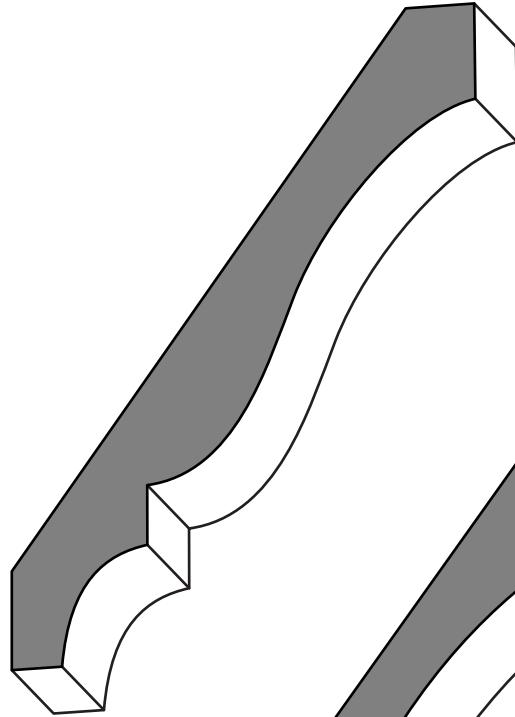
# CROWN



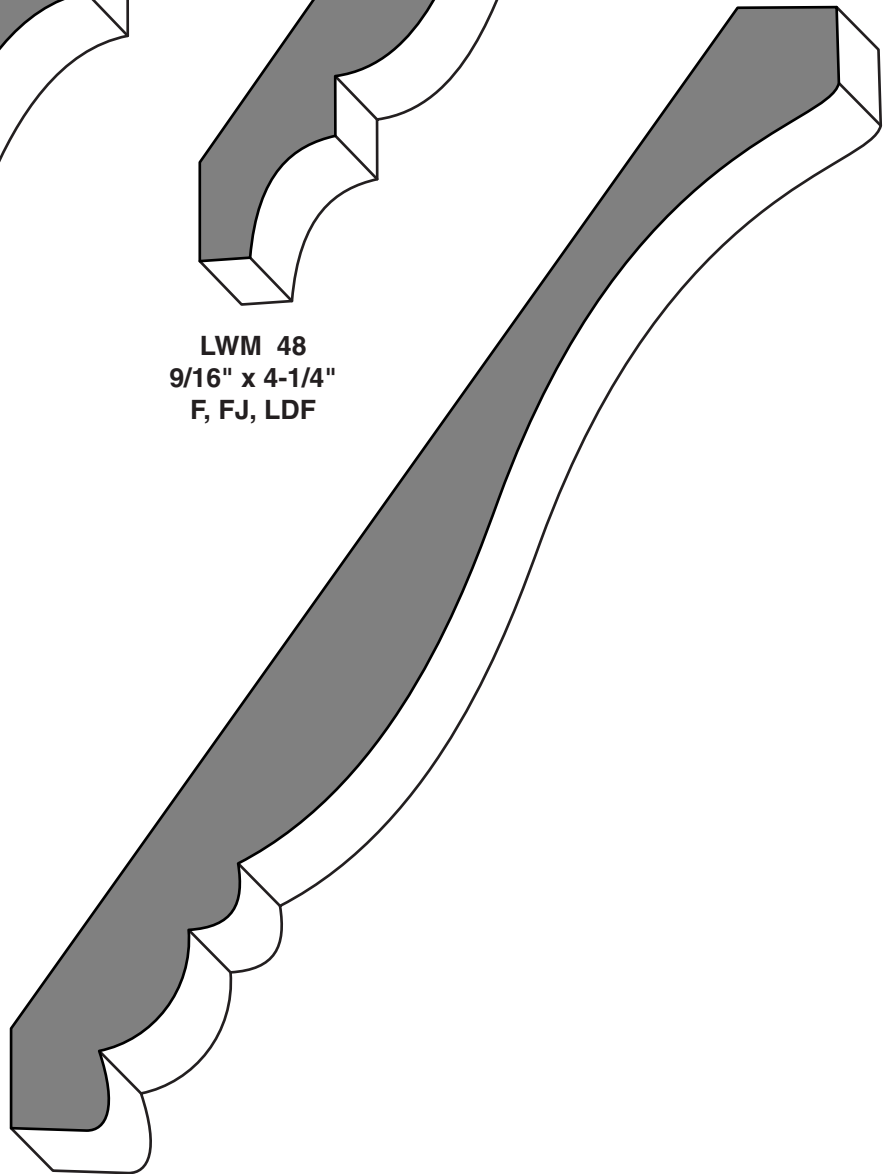
**LWM 52**  
9/16" x 2-3/4"  
F



**LWM 49**  
9/16" x 3-5/8"  
F

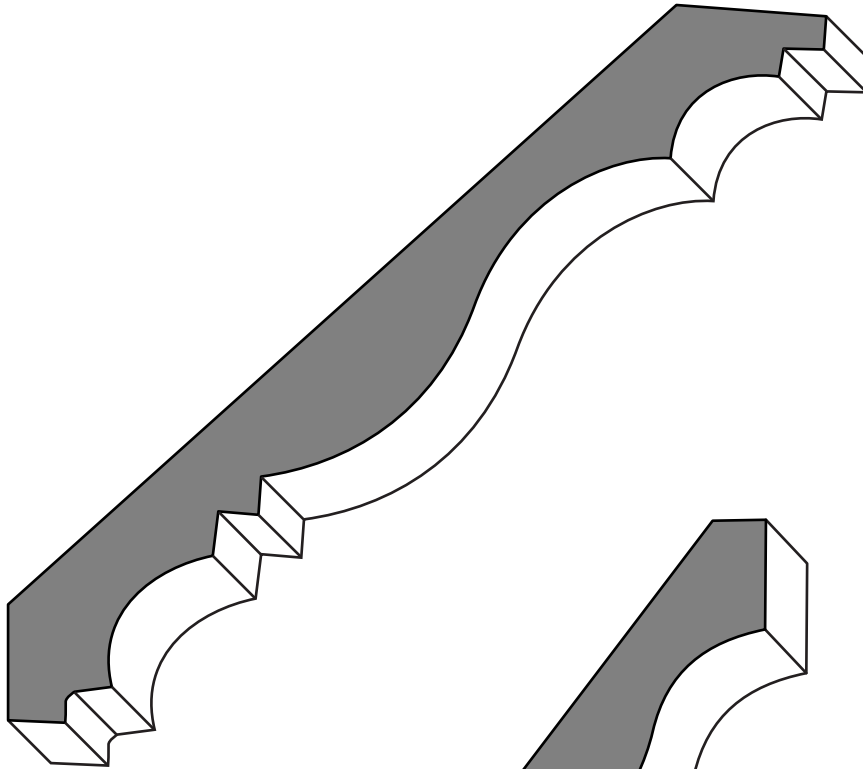


**LWM 48**  
9/16" x 4-1/4"  
F, FJ, LDF

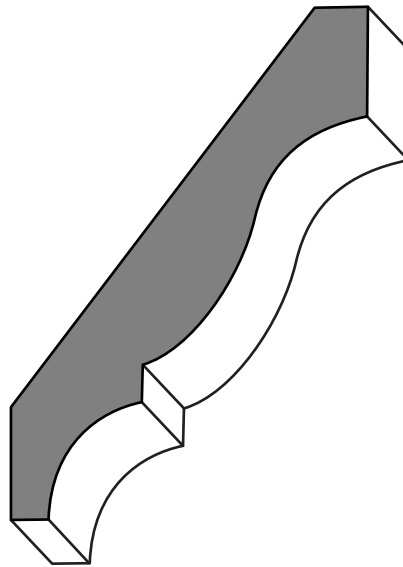


**WM 714**  
11/16" x 7-1/4"  
FJ, LDF

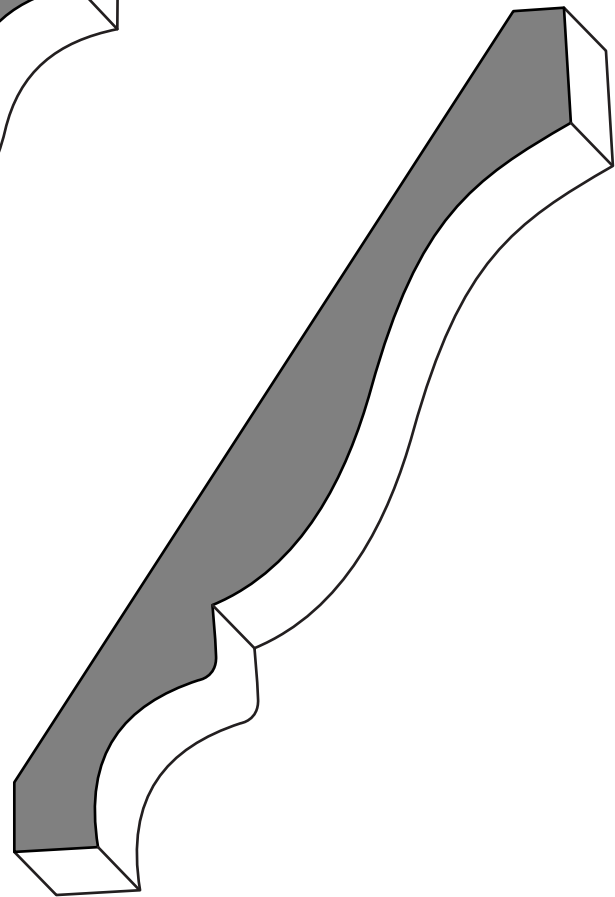




**WM 614**  
11/16" x 6-1/4"  
FJ, LDF



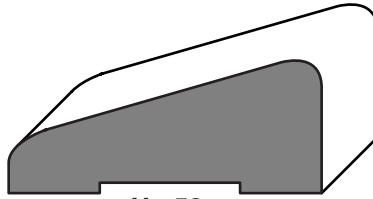
**LWM 51**  
9/16" x 3-1/4"  
F, FJ, LDF



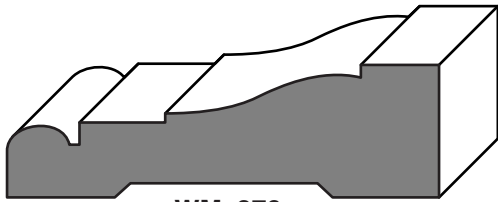
**LWM 45**  
9/16" x 5-1/4"  
F, FJ, LDF



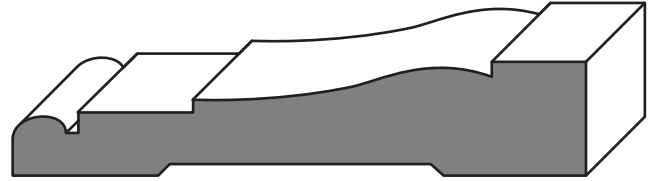
# CASING



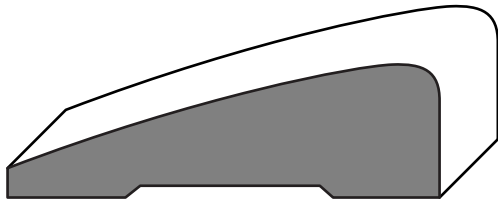
**H - 58**  
11/16" x 1-5/8"  
FJ



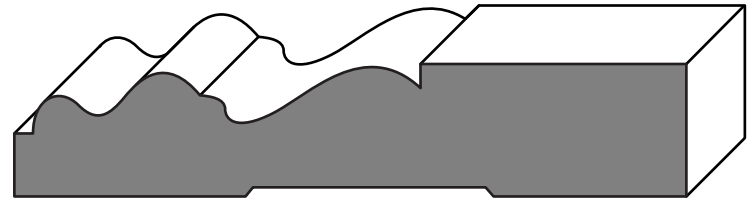
**WM 376**  
11/16" x 2-1/4"  
FJ, SP, LDF



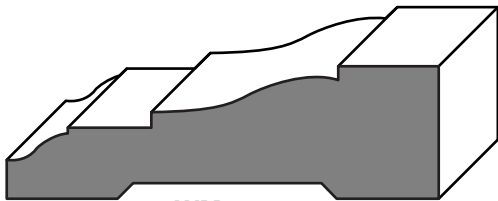
**WM 445**  
11/16" x 3-1/4"  
FJ, LDF



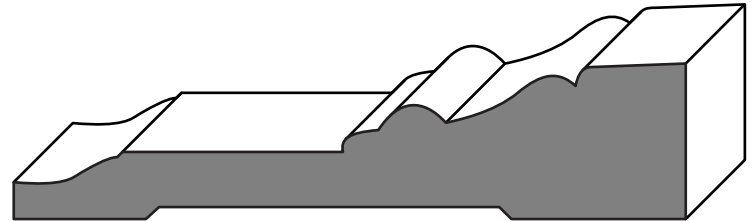
**WM 316**  
11/16" x 2-1/4"  
F, FJ, SP



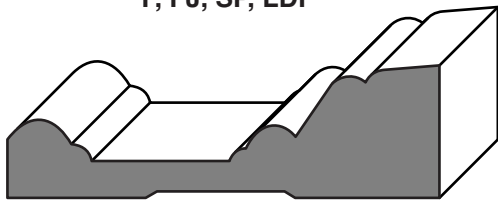
**VICTORIAN**  
11/16" x 3-1/2"  
FJ, SP, LDF



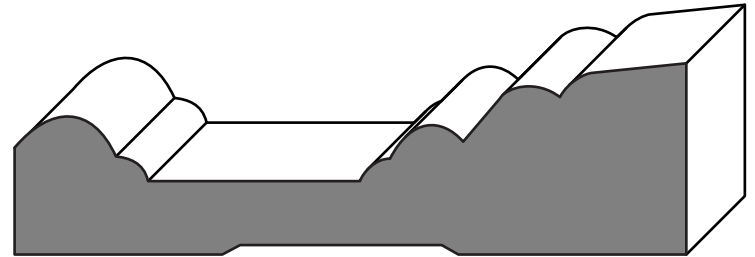
**WM 366**  
11/16" x 2-1/4"  
F, FJ, SP, LDF




**M - 3**  
13/16" x 3-1/2"  
FJ, LDF




**BABY HOWE**  
11/16" x 2-1/4"  
FJ, LDF



**DELTA HOWE**  
1" x 3-1/2"  
FJ, LDF




**M - 10**  
**BEADED/FLUTED**  
11/16" x 2-1/4"  
FJ, SP, LDF




**M - 15**  
**BEADED/FLUTED**  
11/16" x 3-1/2"  
FJ, SP, LDF

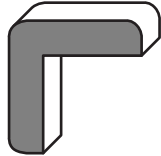
**OUTSIDE CORNER**



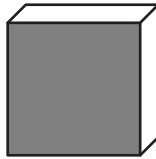
WM 204  
1-5/16" x 5/16"  
F, SP



WM 205  
1-1/8" x 1-1/8"  
F, SP



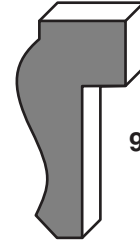
WM 206  
11/16" x 11/16"  
SP



WM 239  
11/16" x 11/16"  
SP



WM 254  
7/16" x 3/4"  
SP



WM 254  
9/16" x 1-1/8"  
SP

**SCREEN MOULD**

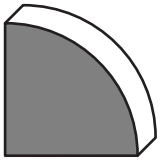


WM 142  
1/4" x 3/4"  
F, SP



WM 144  
1/4" x 3/4"  
F, SP

**QUARTER-ROUND**



WM 106  
11/16" x 11/16"  
F, SP



WM 108  
1/2" x 1/2"  
F, SP

**HALF-ROUND**

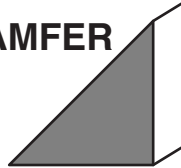


WM 120  
1/2" x 1"  
F, SP



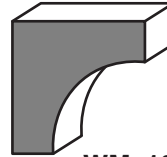
WM 122  
3/8" x 11/16"  
F, SP

**CHAMFER**

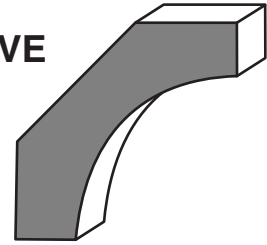


WM 995  
3/4" x 3/4"  
F

**COVE**

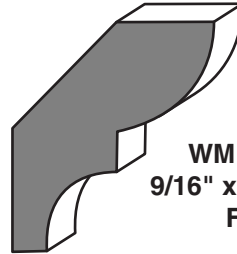


WM 100  
11/16" x 11/16"  
F, SP



WM 86  
9/16" x 1-5/8"  
SP, F

**BED**




WM 75  
9/16" x 1-5/8"  
F

**SHOE**




WM 129  
7/16" x 11/16"  
F, SP

**FULL ROUND**

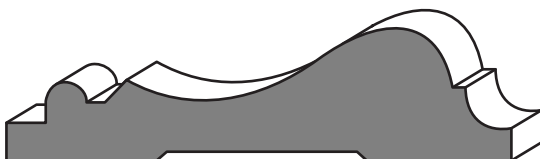


LWM 232  
1-1/2"  
F



WM 233  
1-1/4"  
F

**CHAIR RAIL**



WM 390  
11/16" x 2-5/8"  
FJ, SP, LDF



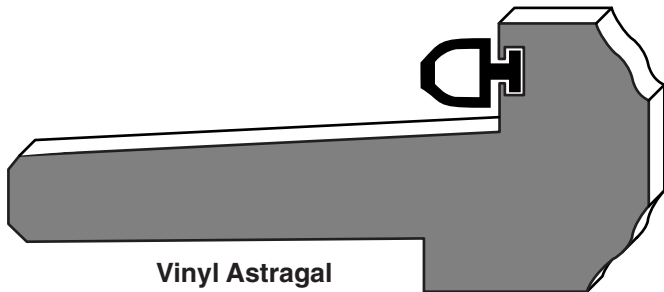
WM 224  
9/16-2-1/4"  
F



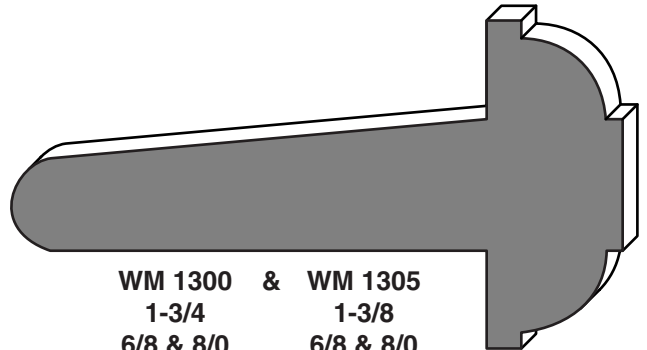
## Astragals & Vinyl Stop




1-5/8 Vinyl Stop  
7/0 & 8/0  
FJ



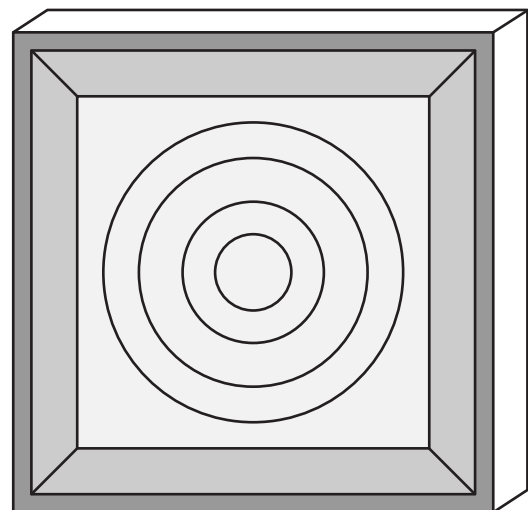
Vinyl Astragal  
7/0 & 8/0  
SP



WM 1300	&	WM 1305
1-3/4		1-3/8
6/8 & 8/0		6/8 & 8/0
1-1/4 x 2-1/4		1-1/4 x 2
F, SP		F, SP, FJ



PLINTH BLOCK  
2-1/2" x 6"  
4" x 6"  
SP



ROSETTE  
2-1/2" x 2-1/2"  
4" x 4"  
SP

**LATTICE**



LWM 266  
1/4" x 1-1/2"  
F, SP



LWM 267  
1/4" x 1-3/8"  
F, SP



LWM 268  
1/4" x 1-1/8"  
SP

**S4S**

**CLEAR FIR BOARDS**



1/2" x 2-1/2"



1/2" x 3-1/2"



1/2" x 5-1/2"

**FINGERJOINT BOARDS**  
16' EXTERIOR TYPE II GLUE



1 x 6  
3/4" x 5-1/2"



1 x 8  
3/4" x 7-1/4"



1 x 10  
3/4" x 9-1/4"



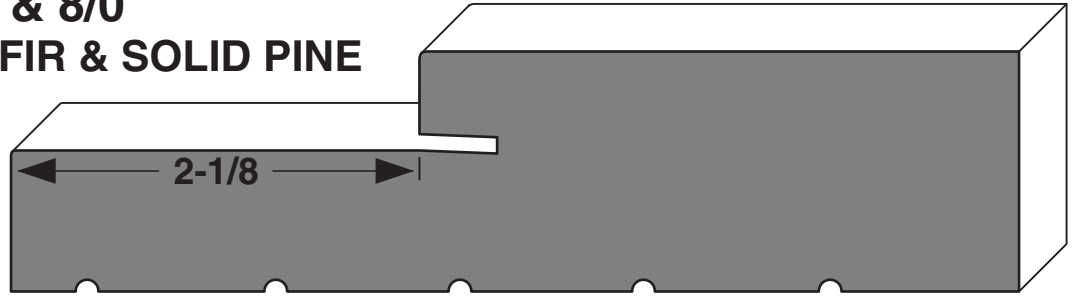
1 x 12  
3/4" x 11-1/4"



# FRAMES & JAMBS

6/8 & 8/0

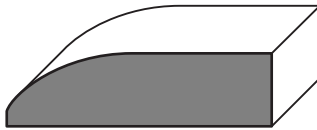
FINGERJOINT, FIR & SOLID PINE



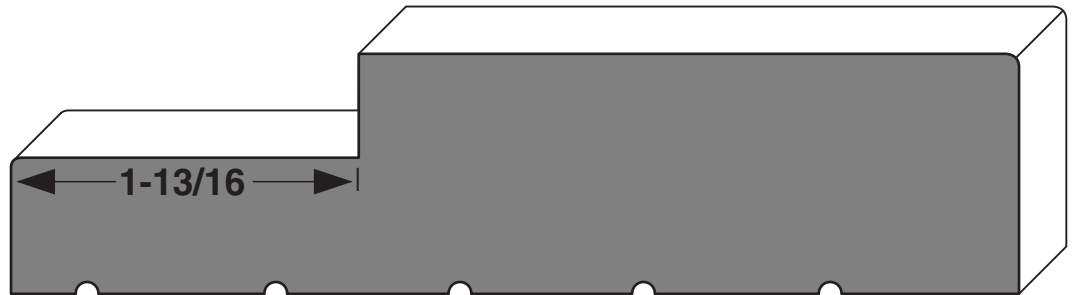
5/4 Kerfed Frames

AVAILABLE IN WIDTHS 4-9/16 TO 7-1/4

## STOPS INTERIOR



WM 856  
3/8" x 1-3/8"  
F, SP, FJ




5/4 x 5-1/4

RABBETED FRAMES

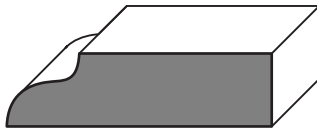


WM 887  
3/8" x 1-1/4"  
FJ



5/4 X 5-1/4

PLANK FRAMES



WM 916  
3/8" x 1-3/8"  
F, SP, FJ

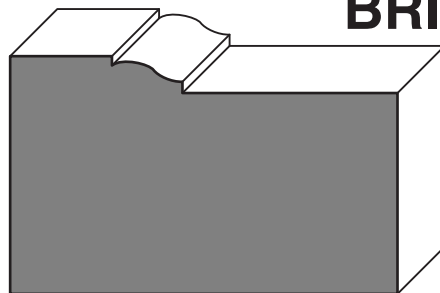


Interior Jambs

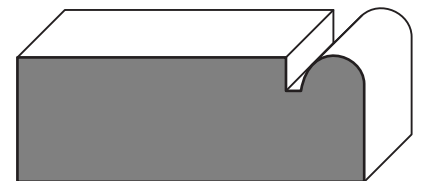
11/16" x 4-9/16" - 11/16 x 4-7/8 - 11/16 x 5-1/4 - 11/16 x 7-1/4

## BRICK MOULDING

WM 180  
1-1/4" x 2"  
FJ



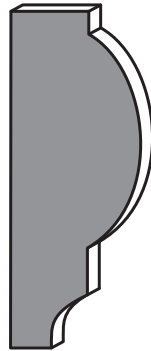
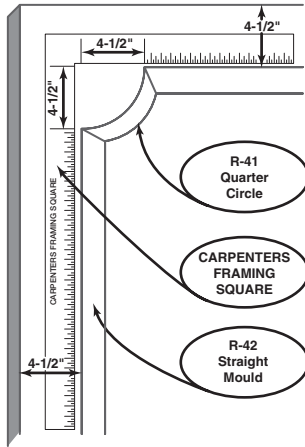
WM 176  
11/16" x 1-5/8"  
F, FJ



# PRE-MITERED DOOR & WALL SETS

STOCKED IN PINE, AVAILABLE IN OAK & BIRCH

## R-SERIES APPLICATION



11/16" x 1-3/4"

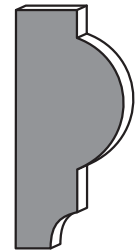
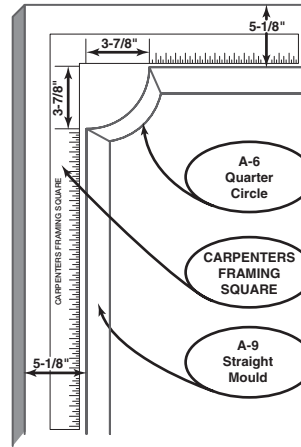
R 41 Quarter Circles  
R 42 Lineal

50 pcs.  
80 lf.

R 25 Poly Wrap Sets (1 panel)  
R 36 Poly Wrap Sets (2 panel)

6 sets  
6 sets

## A-SERIES APPLICATION



9/16" x 1-1/4"

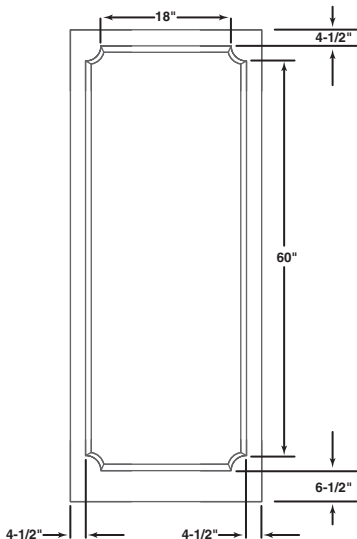
A 6 Quarter Circles  
A 9 Lineal

50 pcs.  
200 lf.

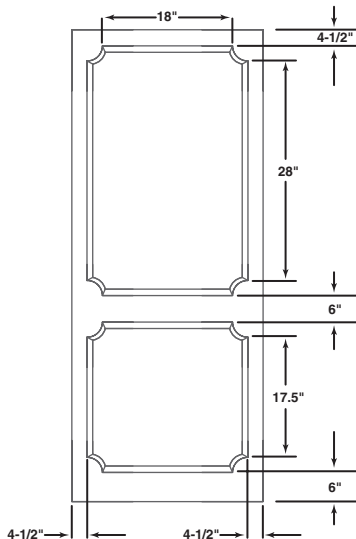
A 25 Poly Wrap Sets (1 panel)  
A 36 Poly Wrap Sets (2 panel)

6 sets  
6 sets

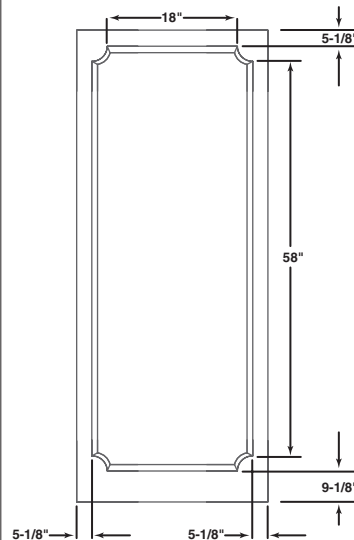
### DOOR SET R - 25



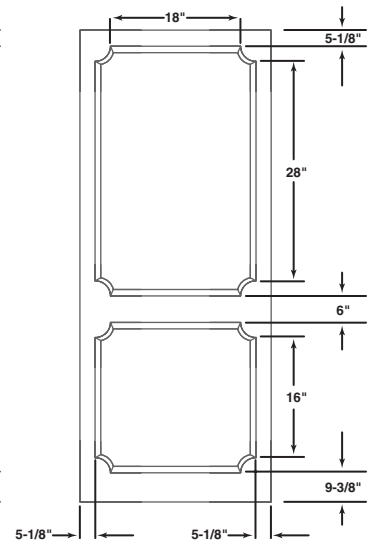
### DOOR SET R - 36



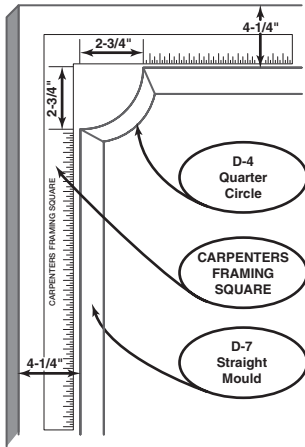
### DOOR SET A - 25P



### DOOR SET A - 36P

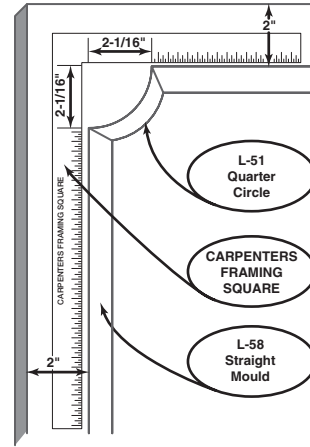


**D-SERIES APPLICATION**



5/16" x 7/8"

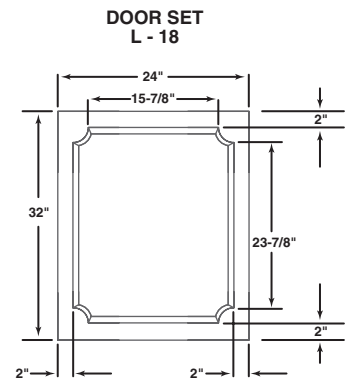
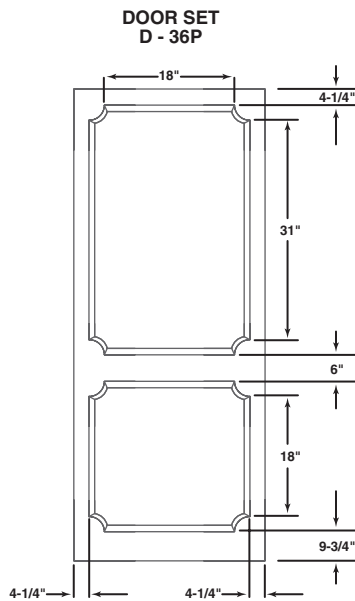
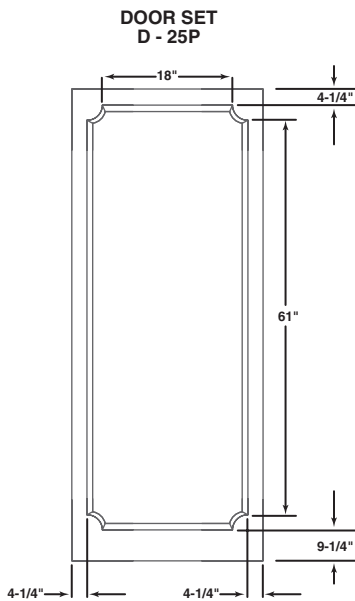
**L-SERIES APPLICATION**



7/32" x 1/2"

- |                                      |                |
|--------------------------------------|----------------|
| <b>D 4 Quarter Circles</b>           | <b>50 pcs.</b> |
| <b>D 7 Lineal</b>                    | <b>200 lf.</b> |
| <b>D 25 Poly Wrap Sets (1 panel)</b> | <b>6 sets</b>  |
| <b>D 36 Poly Wrap Sets (2 panel)</b> | <b>6 sets</b>  |

- |                             |                |
|-----------------------------|----------------|
| <b>L 51 Quarter Circles</b> | <b>50 pcs.</b> |
| <b>L 58 Lineal</b>          | <b>200 lf.</b> |





## WARRANTY & STANDARDS

### Limited Warranty

All architectural woodwork is guaranteed to be of good material and workmanship and free from defects that render it unserviceable for the use for which it is intended. The quality of architectural woodwork is safeguarded while it is in our possession. To be protected by our guarantee, our products must not be stored in damp warehouses or placed in moist or freshly plastered buildings. The woodwork must not be subjected to abnormal heat or dryness. Permanent-type heat and air conditioning must be in operation a sufficient length of time to "cure" the building before any woodwork or doors are delivered to the site.

Adhere to recommendations for range and maintenance of relative humidity. Allow delivered wood work to acclimatize to the job site for a minimum of 72 hours before installation. Factory finished woodwork often requires a week or more on site for acclimatization.

Woodwork must be inspected upon arrival and all claims or complainants must be filed before painters' finish is applied. All doors must be properly sealed on all surfaces, including top and bottom edges, to prevent absorption of moisture. We will not be responsible for defects resulting from neglect of the precautions.

We agree within a period of one year after delivery date, to repair or replace, without charge any woodwork which is defective within the meaning of this guarantee. We do not agree to be responsible for any work which was not original performed by us. We do not agree to pay charges for finishing or installed replaced woodwork. This guarantee is not effective if goods are repaired or replaced without first obtaining our written consent.

### Policy

#### Custom orders

All custom order's are nonrefundable after manufacturing has begun. Deposits may be required.

#### Terms

All accounts will ship c.o.d. with a deposit required on all custom order's or new accounts, unless otherwise noted. Ownership remains with the seller until entire invoice has been paid in full. Past due balances are subject to interest charges of 1-1/2% per month.

Approved credit terms are subject to a C.O.D. status without notice if account is delinquent. NO ORDERS WILL BE TAKEN FROM ACCOUNTS THAT ARE NOT PAID WITHIN 40 DAYS OF INVOICE DATE. If invoices, are not paid in full, then purchaser agrees to pay sellers cost of collections and attorney's fee's.

#### Delivery

All deliveries will be made to door or to curb side only. Accepted by authorized personnel.

#### Finish and Installation

All finishes and installation will be provided by customer.

#### Quotes

All quotes do not include painting, finishes, installation, and or hardware, unless otherwise noted. Pricing on quotes will be held for 15 days from quote date.

#### Overage

At Architectural Moulding & Millworks, Inc., we pride ourselves on running your millwork order as close to your total request as possible, without cutting full length mouldings.

#### Waste Factor

Wood is a NATURAL MATERIAL with variations in COLOR, TEXTURE, and FIGURE. These variations are influenced by the natural growing process and are uncontrollable by the manufacturer, and are NOT CONSIDERED A DEFECT. In order to compensate for variations and natural wood products and waste incurred by cutting. Add a 10% to 20% waste factor to your order to eliminate shortage.

#### Grade Allowance

	<u>Premium 1</u>	<u>Custom 2</u>
bark pocket / pith	none	none
burl	permitted	permitted
checks, splits not exceeding	1/32" x 5"	1/16" x 7"
honeycomb	none	none
patches *	18"	24"
shake	none	none
sound knot-not to exceed	3/8"	5/8"
worm holes *	none / except mahogany	1/16" / except mahogany
mineral	none, except slight mineral in Maple, Birch Ash, or Cherry	permitted in 25% pcs. not exceeding 10% of the surface area of each piece.,
sapwood	5 % Excluding cherry & walnut	10 % Excluding cherry & walnut
hardwood allowance ave.	1 per 150 sq. inches	1 per 150 sq. inches
softwood allowance ave.	1 per 300 sq. inches	1 per 300 sq. inches

\* To be filled in the finish process.

partially composed from ARCHITECTURAL WOODWORK QUALITY STANDAR (7th Edition Version 1.0 1997)

## LUMBER QUALITY STANDARDS

Architectural woodwork, by its very nature, is used primarily in fine quality projects. The three AWI grades that are available are Economy, Custom, and Premium.

### Economy Grade

The grade defining the minimum expectation of quality according to the 7th Edition AWI standards.

### Custom Grade

The grade specified for most high quality architectural woodwork.

This grade provides a well defined degree of control over the quality of materials and workmanship.

**All orders will be custom unless otherwise noted.**

### Premium Grade

The grade specified when the highest degree of control over the quality of the materials and workmanship under the 7th edition AWI standards.

Please consult your Architectural Moulding & Millworks, Inc. sales representative prior to placing an order for grade selection.

**All lumber will be furnished plain sawn unless otherwise specified.**

All wood products supplied will meet an F.A.S. grade unless otherwise noted.

Wood is a hygroscopic material, and under normal conditions WILL readily exchange moisture with the vapor in the surrounding atmosphere.

In high humidity, WOOD WILL pick up moisture and swell, cup, and warp.

In low humidity, WOOD WILL release moisture and shrink.

Normal minor fluctuations in humidity occur, the resulting expansion and contraction will occur and is NOT A DEFECTIVE WOOD PRODUCT.

To avoid problems, it is recommended that the relative humidity be maintained within the range of 25% to 55%.

Uncontrolled extremes below 20% or above 80% relative humidity - ARE LIKELY TO CAUSE PROBLEMS.

Store wood products flat, in a dry interior surface.

Wood products perform well and with complete satisfaction when correctly designed and used.

## VARIATIONS IN NATURAL WOOD PRODUCTS

Wood is a NATURAL MATERIAL with variations in COLOR, TEXTURE, and FIGURE. These variations are influenced by the natural growing process and are uncontrollable by the manufacturer, and are NOT CONSIDERED A DEFECT.

The color of wood within a tree varies between the "sapwood" which is usually lighter in color, and the "heartwood".

There will be variations of grain patterns within any selected species. The manufacturer cannot select solid lumber cuttings within a species by grain and color in their same manner in which veneers may be selected.

Therefore, color, texture, and grain variations will occur in the finest architectural woodworking.

The supply of lumber, as regards both species and sizes, is affected by many factors such as current demand, export regulations, etc.

Please call Architectural Moulding & Millworks, Inc. before specifying quantities of a species, thickness, width, or long lengths to avoid delays.

## INSTALLATION AND FINISHING RECOMMENDATIONS

The methods and skill involved in the installation of woodwork in large determine the final appearance of the wood project.

Building codes will be the customer's responsibility.

The many species of wood vary considerably in their receptivity to the multitude of finishing processes on the market.

Design professionals should take into consideration the finish that will be applied when selecting a particular species.

Architectural woodwork should be allowed to come to equilibrium on site prior to installation, a minimum of 72 hours for best results.

Factory finished woodwork may require a week or more to acclimatize to reduce swelling and contracting.

**Architectural Moulding & Millworks, Inc. WILL NOT warranty or be responsible for any wood products that are not:**

Sealed front and back (primed). SEALING will YIELD BETTER RESULTS.

All wood products must be sanded prior to applying a finish

**All flat surfaces must be sanded with a minimum of 150 grit sandpaper, moulded surfaces with a minimum of a 120 grit sandpaper.**

Architectural Moulding & Millworks WILL NOT warranty any mouldings or wood products unless previously SANDED.

### EXTERIOR USE

Years of performance have shown certain species to be more durable for exterior applications.

The following is a list of species generally considered acceptable for exterior use:

*Eastern & Western Red Cedar, Eastern White Pine, Ipe, Douglas-Fir, Genuine Mahogany, White oak, Teak, Redwood.*

### FIRE-RETARDANT RATING

It is the responsibility of the specifier to indicate what fire rating, if any, is required for the woodwork.

In the absence of such a specified rating, Architectural Moulding & millworks, Inc. will supply an unrated wood material.